



GEORGIA DEPARTMENT
OF COMMUNITY HEALTH

Georgia Clinical Quality Measures Project




Presented by:

Kristi Washington, DCH HIT Moderator

Jeff Jacobs, Account General Manager, DXC Technology

Winner Laws, Senior Project Manager, DXC Technology

George Mathew, MD, MBA



Mission

The Georgia Department of Community Health

To provide Georgians with access to affordable, quality health care through effective planning, purchasing and oversight.

We are dedicated to A Healthy Georgia.

Agenda

- Introduction
- Project Overview
- Project Benefits
- GA CQMS Overview
- Clinical Perspective
- Question and Answer
- Close

Project Overview

- Implement and operationalize an effective way to accept clinical quality measurement CQM information from providers across multiple channels to support program goals.
- Assess trends against various benchmarks (e.g. member/disease categories, specific provider geographies or subsets of provider types).
- Through a phased approach, gain insight and lessons learned for an effective roll-out to a larger community.

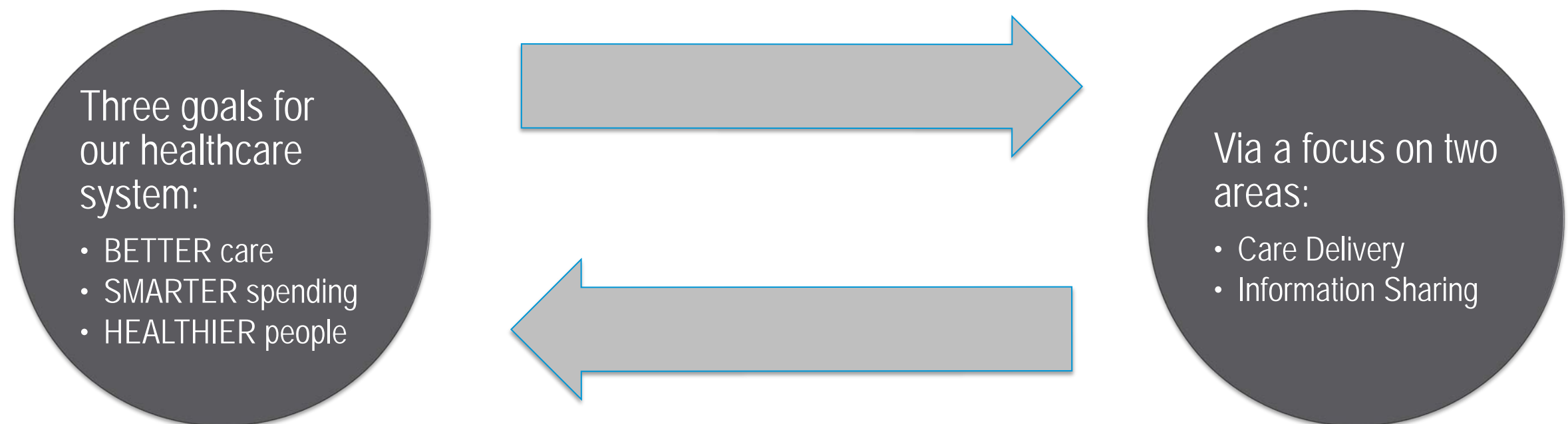
Georgia Clinical Quality Measures System

POLLING QUESTION



Project Benefits

- Improved health outcomes for Medicaid members aligning with CMS direction through the effective use and comparison of provider-generated data.
- Create a platform from which the Department can perform consistent, rules-driven evaluation of effectiveness for value-based purchasing outcomes, improving health outcomes and inform providers on performance compared to peers/state norms.



Georgia Clinical Quality Measures System

POLLING QUESTION

GA CQMS Overview

The project offers the following services to the providers:

- Training to leverage certified EHR system capabilities.
- Acceptance of QRDA CAT III or manual entry of CQMs.
- Displays provider measurement data via the GA CQMS dashboard.
- Assistance of a Data Entry Clerk with entering provider participants CQM data.

GA CQMS Overview (cont.)

The project also offers a Clinical Advisory Board (CAB) to assess outcomes of the program:

- Offer clinical assistance, CQM measure selections, recommendations on use of data, reports, and collaborative support with DCH and provider participants in shaping the program.

Georgia Clinical Quality Measures System

POLLING QUESTION

Current Project Status

Project Information:

- ✓ 7 participating provider organizations
- ✓ 84 individual providers loaded into the system
- ✓ 7 CQMs in the system (*one will be removed*)
- ✓ CQM data is loaded quarterly for analysis

Current Clinical Quality Measures

The current measures in the system include:

1. CMS2 - Preventative Care and Screening for Depression
2. CMS69 - Preventive Care and Screening: BMI screening and follow up plan (ages 18 and older)
3. CMS122 - Diabetes: Hemoglobin A1c poor control (>9%) (ages 18-75)
4. CMS125 - Breast Cancer Screening
5. ~~CMS 126 - Use of Appropriate Medications for Asthma (ages 5-64)~~ *(now obsolete)*
6. CMS165 - Controlling High Blood Pressure
7. CMS153 - Chlamydia Screening for Women (ages 16-24)

Coming Soon – Expanding the Measures

The future measures planned for the project include:

- CMS90 - Functional Status Assessments for Congestive Heart Failure
- CMS136 - Follow Up Care for Children Prescribed ADHD Medication
- CMS146 - Appropriate Testing for Children with Pharyngitis
- CMS154 - Appropriate Treatment for Children with Upper Respiratory Infection (URI)
- CMS155 - Weight Assessment and Counseling for Nutrition and Physical for Children and Adolescents
- CMS128 - Anti-Depressant Medication Treatment
- CMS177 - Child and Adolescent Major Depressive Disorder (MDD) Suicide Risk Assessment

Georgia Clinical Quality Measures System

POLLING QUESTION



GA CQMS Demonstration



GA CQMS Demonstration (cont.)



Georgia Department
of Community Health

Login using your assigned Username and Password. If you are a first time user please select the Register button.

CQMS Prod v0.2.2

Login

Username:

(The username is your individual NPI for providers)

Password:

Submit

Reset


Register

[Forgot Password?](#)



GA CQMS Demonstration (cont.)

Welcome Bull



Georgia Department of Community Health

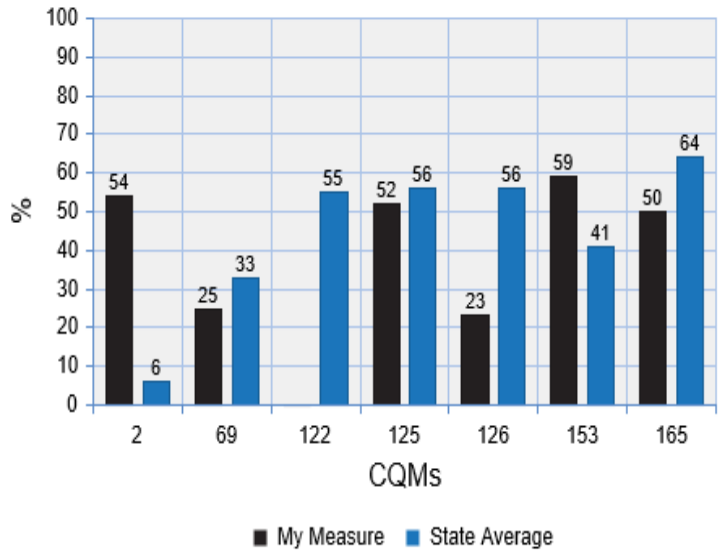
Georgia Clinical Quality Measure System

- Dashboard
- Add/View CQMs
- My Profile
- GA CQMS Provider Manual
- Contact Us
- Logout

CQM Measure Statistics

Year: 2018 Quarter: Q1(Jan-Mar) Filter

[Printable Version](#) [View All CQM Measure Statistics](#) [Export to Excel](#)



CQM ID	My Measure (%)	State Average (%)
2	54	6
69	25	33
122	55	55
125	52	56
126	23	56
153	59	41
165	50	64

■ My Measure ■ State Average

CMS ID 2: Preventive Care and Screening Depression
CMS ID 69: Preventive Care and Screening BMI
CMS ID 122: Diabetes: Hemoglobin A1c Poor Control
CMS ID 125: Breast Cancer Screening
CMS ID 126: Use of Appropriate Medications for Asthma
CMS ID 153: Chlamydia Screening for Women
CMS ID 165: Controlling High Blood Pressure

Note: Please click on the CQM IDs to view CQM quarter statistics against the Georgia State Average.

Note: Stratum data found in export to excel document and on the CQM Measure Stratum Statistics Graph.

GA CQMS Demonstration (cont.)

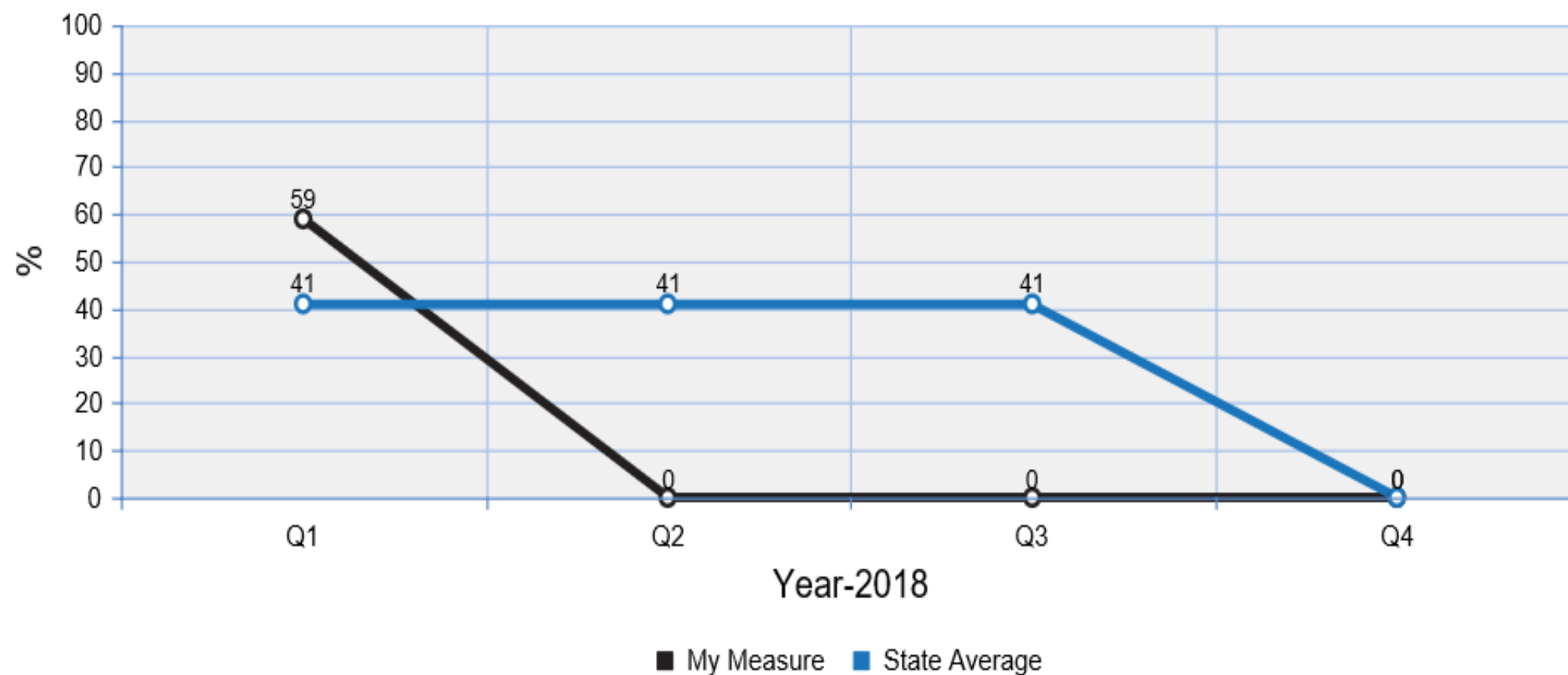
CQM Quarter Statistics by Trend Graph

Measure: Chlamydia Screening for Women(CMS ID 153)

[Printable Version](#)

[View All CQM Quarter Statistics](#)

[Export to Excel](#)



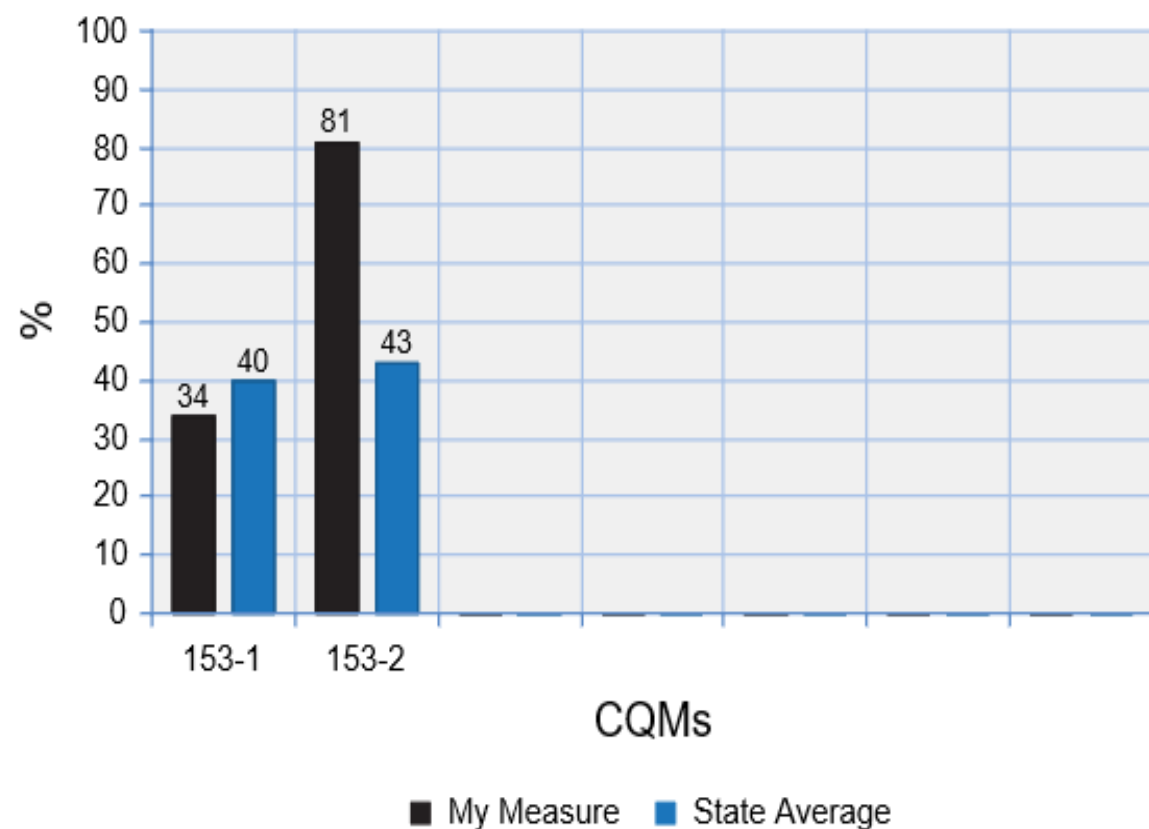
GA CQMS Demonstration (cont.)

CQM Measure Stratum Statistics

Measure: Chlamydia Screening for Women(CMS ID 153: 1-2)

[Printable Version](#)

[Export to Excel](#)

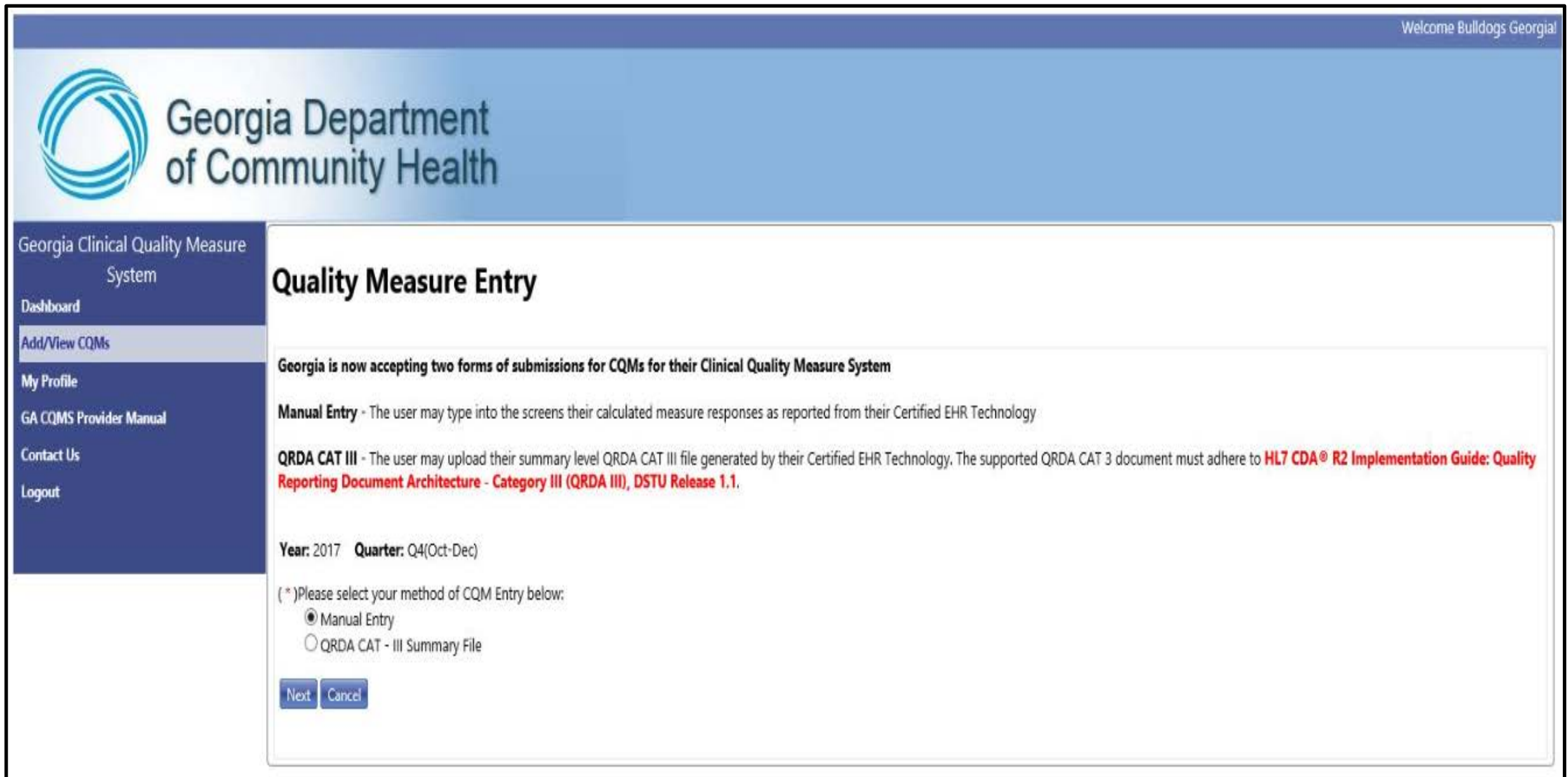


CMS ID 153-1: Patient age 16-20


CMS ID 153-2: Patient age 21-24



GA CQMS Demonstration (cont.)



Welcome Bulldogs Georgia!

 Georgia Department of Community Health

Georgia Clinical Quality Measure System

- Dashboard
- Add/View CQMs**
- My Profile
- GA CQMS Provider Manual
- Contact Us
- Logout

Quality Measure Entry

Georgia is now accepting two forms of submissions for CQMs for their Clinical Quality Measure System

Manual Entry - The user may type into the screens their calculated measure responses as reported from their Certified EHR Technology

QRDA CAT III - The user may upload their summary level QRDA CAT III file generated by their Certified EHR Technology. The supported QRDA CAT 3 document must adhere to **HL7 CDA® R2 Implementation Guide: Quality Reporting Document Architecture - Category III (QRDA III), DSTU Release 1.1.**

Year: 2017 Quarter: Q4(Oct-Dec)

(*)Please select your method of CQM Entry below:

- Manual Entry
- QRDA CAT - III Summary File

Next Cancel

GA CQMS Demonstration (cont.)

Welcome Bulldogs Georgia!



Georgia Department of Community Health

Georgia Clinical Quality Measure System

- Dashboard
- Add/View CQMs**
- My Profile
- GA CQMS Provider Manual
- Contact Us
- Logout

Georgia CQMS Clinical Measure Entry

Preventive Care and Screening: Screening for Depression and Follow-Up Plan (1 of 7)
(*) Red asterisk indicates a required field

CMS ID 2

Title: Preventive Care and Screening: Screening for Depression and Follow-Up Plan

Description: Percentage of patients aged 12 years and older screened for depression on the date of the encounter using an age appropriate standardized depression screening tool AND if positive, a follow-up plan is documented on the date of the positive screen.

Complete the following information:

* Numerator: * Denominator: * Exclusion: * Exception:

Previous Next Save Cancel

GA CQMS Demonstration (cont.)

Georgia Clinical Quality Measure System

Dashboard

Add/View CQMs

My Profile

GA CQMS Provider Manual

Contact Us

Logout

View CQM Details

Printable Version Expand All Back

Individual NPI: 5555557777 Year: 2018 Quarter: Q1(Jan-Mar) Upload Type: Manual Entry

▼ Preventive Care and Screening Depression (CMS ID 2) (Collapse...)

Title: Preventive Care and Screening: Screening for Depression and Follow-Up Plan

Description: Percentage of patients aged 12 years and older screened for depression on the date of the encounter using an age appropriate standardized depression screening tool AND if positive, a follow-up plan is documented on the date of the positive screen.

Numerator: 12 Denominator: 25 Exclusion: 2 Exception: 1

▶ Preventive Care and Screening BMI (CMS ID 69) (Expand...)

▶ Diabetes: Hemoglobin A1c Poor Control (CMS ID 122) (Expand...)

▶ Breast Cancer Screening (CMS ID 125) (Expand...)

▶ Use of Appropriate Medications for Asthma (CMS ID 126) (Expand...)

▼ Chlamydia Screening for Women (CMS ID 153) (Collapse...)

Title: Chlamydia Screening for Women

Description: Percentage of women 16-24 years of age who were identified as sexually active and who had at least one test for chlamydia during the measurement period.

Total Population	Numerator 1: 550	Denominator 1: 950	Exclusion 1: 20
Stratum 1: Patients age 16-20	Numerator 2: 150	Denominator 2: 450	Exclusion 2: 10
Stratum 2: Patients age 21-24	Numerator 3: 400	Denominator 3: 500	Exclusion 3: 10

▶ Controlling High Blood Pressure (CMS ID 165) (Expand...)

Clinical Perspective

Dr. George Mathew, MD, MBA



Questions and Answers



Next Steps

- If your organization is willing to participate in this initiative, contact:
 - gacqms@dxc.com
 - 1.866.211.0949



Next Webinar

- Upcoming Events:
 - Spring Medicaid Fair – April 23, 2019
 - Take Five! How eCQMs Improve Patient Care Outcomes Webinar
 - April 30, 2019
 - May 21, 2019