




GEORGIA DEPARTMENT
OF COMMUNITY HEALTH

Medicaid Update



Presentation to: Board of Community Health

Presented by: Linda Wiant, Pharm.D. Chief, Medical Assistance Plans

November 12, 2015



GEORGIA DEPARTMENT
OF COMMUNITY HEALTH

Mission

The Georgia Department of Community Health

We will provide Georgians with access to
affordable, quality health care through
effective planning, purchasing and oversight.

We are dedicated to A Healthy Georgia.



Agenda

- Who are our members
- Medicaid and PeachCare for Kids Costs
- Medicaid Procurements
- Centralized Verification Office
- Integrated Eligibility System
- Questions



GEORGIA DEPARTMENT
OF COMMUNITY HEALTH

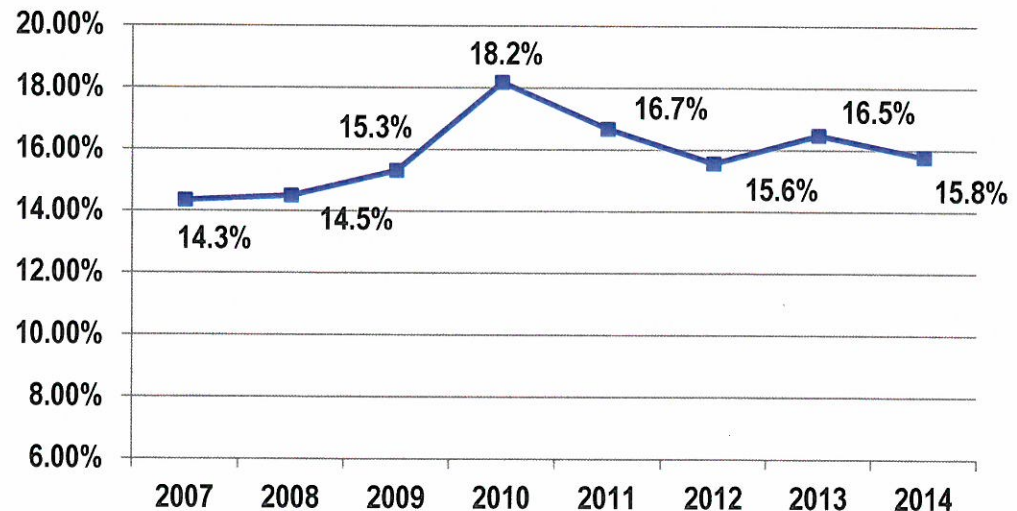
What Are Our Expenditures?

GA Medicaid and PeachCare for Kids®

Total FY2015 Expenditures (includes State, Federal and other Fund Sources):

- Medicaid: \$ 9,471,499,271
- PeachCare for Kids® \$ 306,780,999
- Average Spend per Day **\$39.4 million per work day**
- Claims Paid per Day 252,025 per work day

Medicaid and PeachCare for Kids® represents 16% of the state funds budget (excluding motor fuel and lottery) (2014)



GA Medicaid and PeachCare for Kids®

Average Monthly Membership (FY15):

Medicaid:	1,803,646
PeachCare for Kids®:	158,611
Total:	1,962,257

Percentage of Georgia Population On Medicaid or PeachCare for Kids®

Age Categories	GA Population*	Medicaid/PCK	%
All Ages	10,097,343	1,962,257	19.43%
Children (0-19)	2,773,096	1,308,468	47.18%

54% of total Georgia Births are paid for by Medicaid

* GA. Population based on estimated 2014 population figures from www.census.gov

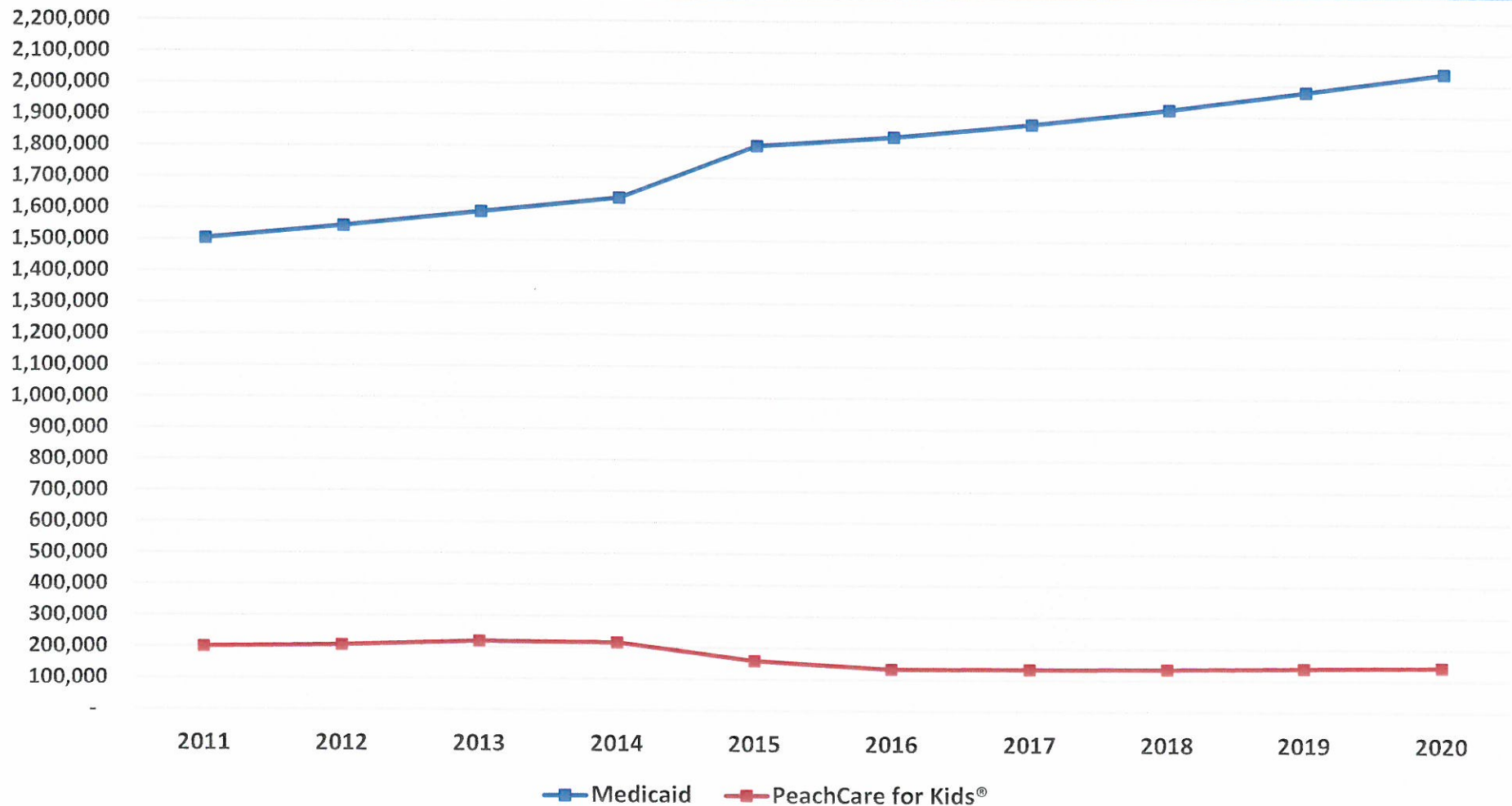




GEORGIA DEPARTMENT
OF COMMUNITY HEALTH

Who are Our Members?

Projected Enrollment to 2020



Ages of our Members

Age Bands	Average Monthly Members	% of Members
0 - 5	461,127	23.50%
6-12	503,072	25.64%
13-18	334,530	17.05%
19 - 64	489,629	24.95%
65 +	<u>173,900</u>	8.86%
Total	1,962,258	



Where our Members Live

County	Average Monthly Members	% of Members
Fulton	172,129	8.77%
DeKalb	150,425	7.67%
Gwinnett	145,208	7.40%
Cobb	96,506	4.92%
Clayton	82,997	4.23%
Richmond	51,555	2.63%
Chatham	48,929	2.49%
Muscogee	45,511	2.32%
Bibb	43,741	2.23%
Hall	41,649	2.12%
Henry	35,528	1.81%
Dougherty	30,396	1.55%
Clarke	28,614	1.46%
Douglas	27,944	1.42%
Houston	26,050	1.33%
		52.35%





GEORGIA DEPARTMENT
OF COMMUNITY HEALTH

Medicaid and PeachCare for Kids[®] Expenditures

Most Expensive Categories of Service – Medicaid

		FY 2015 - Medicaid
Category of Service Code	Category of Service	DCH Paid (FFS + Capitation)
830	Managed Care Organization	\$ 3,302,482,924
110	Skilled Care in a Nursing Facility	\$ 1,171,492,643
010	Inpatient Hospital Services	\$ 1,095,051,938
300	Pharmacy	\$ 667,600,234
681	COMP	\$ 435,160,203
070	Outpatient Hospital Services	\$ 368,470,848
430	Physician Services	\$ 330,231,742
930	Source	\$ 253,478,665
815	Managed Care Foster Care	\$ 165,628,933
590	Community Care Services	\$ 155,473,492
440	Community Mental Health Svcs	\$ 141,695,419
381	Non-Emergency Transportation	\$ 98,995,783
690	Hospice	\$ 96,956,037
680	NOW	\$ 67,054,286
320	Durable Medical Equipment	\$ 57,994,231

Most Expensive Categories of Service – PeachCare for Kids®

		FY 2015 - PeachCare for Kids®
Category of Service Code	Category of Service	DCH Paid (FFS + Capitation)
830	Managed Care Organization	\$ 292,359,876
300	Pharmacy	\$ 2,810,236
430	Physician Services	\$ 2,213,297
010	Inpatient Hospital Services	\$ 2,157,479
070	Outpatient Hospital Services	\$ 1,969,728
450	Health Check Dental Program - under 21	\$ 1,731,720
960	Children's' Intervention School	\$ 1,205,154
600	Health Check Services (EPSDT)	\$ 754,495
740	Advanced Nurse Practitioners	\$ 254,225
840	Children's Intervention Services	\$ 244,299
440	Community Mental Health Services	\$ 206,501
320	Durable Medical Equipment Services	\$ 180,985
431	Physician Assistant Services	\$ 142,714
470	Vision Care	\$ 140,032
230	Independent Laboratory Service	\$ 99,490



GEORGIA DEPARTMENT
OF COMMUNITY HEALTH

Major Initiatives In Medicaid

Medicaid Procurements

In Process

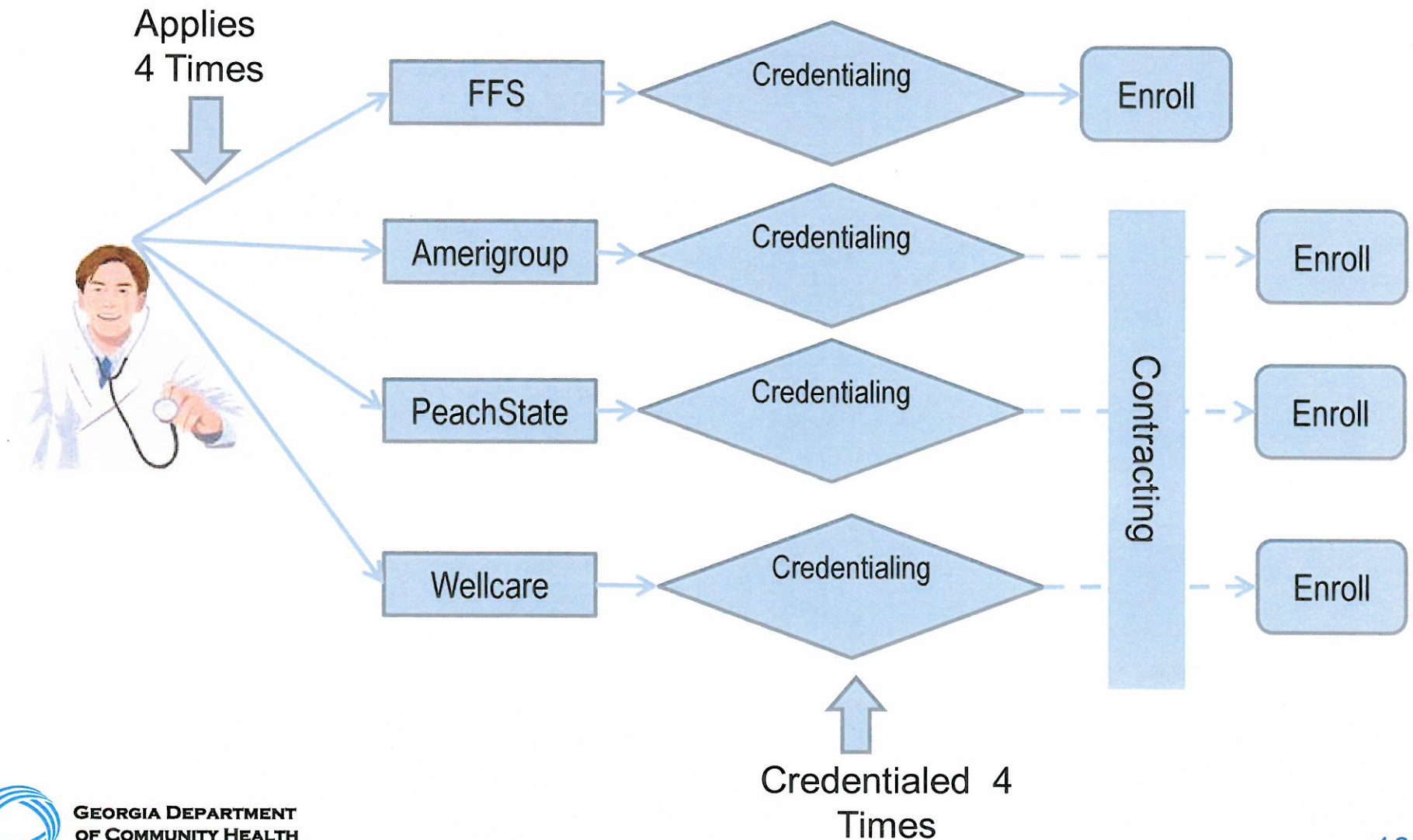
- CMO
- MMURS (Medical Management and Utilization Review Service)
- Pharmacy Benefit Manager
- Drug Rebate Program

Upcoming

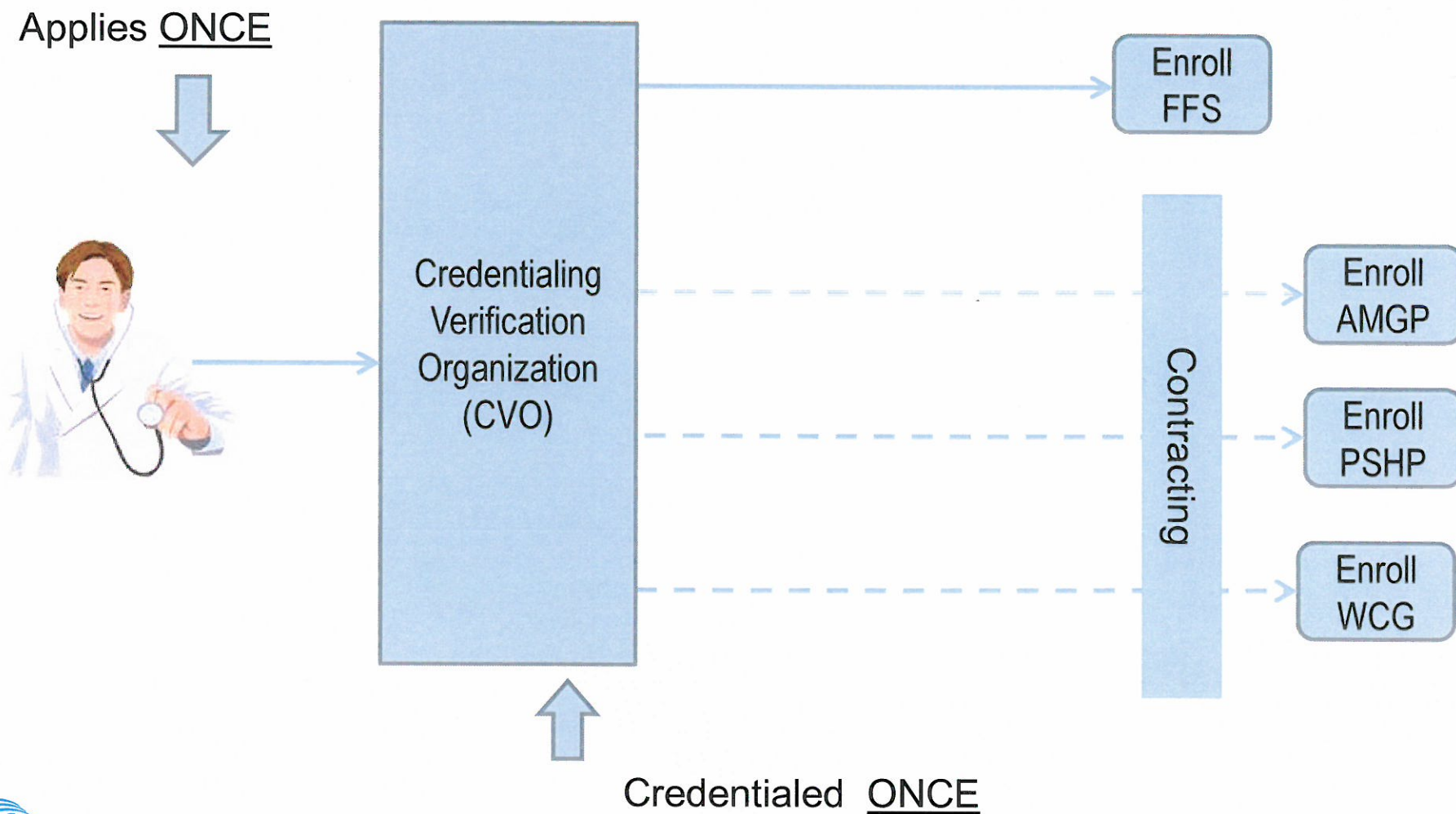
- Non-Emergency Travel
- MMIS
- CVO
- Pharmacy Dispensing Fee Survey
- EQRO



Old Process



New Process



CVO Activity as of October 22, 2015

	Re-credential	Credential	Total	
CVO Applications Started	1,235	1,016	2,251	
CVO Applications Submitted	807	827	1634	
CVO Apps - Aperture - In Process	254	344	598	Submitted, In Process, Hold
CVO Apps - Aperture - Completed	<u>496</u>	<u>349</u>	<u>845</u>	Approved, Denied, Cancelled
Totals	2792	2536	5328	



Integrated Eligibility System

Vision

- The Integrated Eligibility System will serve as a *single point of entry* to allow for seamless eligibility processing for Georgians requesting assistance and support from participating agency processing procedures and workflows.
- Provide a *one stop shop* for consumers to apply for and manage their benefits through the Internet.



Integrated Eligibility System

Project History

- Initiated in 2011
- Multi-agency involvement and team
 - DCH, DHS, DPH, DECAL, GTA
- Federal multi-agency involvement
 - CMS, USDA/FNS, ACF, CCIO
- Joint Application Requirements sessions completed in early 2012 with over 750 requirements identified



Integrated Eligibility System

Due to complexity of project and original ACA mandated time frames, it was broken up into two phases

- Phase 1 – update legacy eligibility systems to be minimally compliant with the ACA
 - ✓ Completed October 2013 to April 1, 2014 -
 - *Online Applications, combined MA/PCK portal via COMPASS*
 - *updated systems to use MAGI rules for Medicaid/PCK*
 - *Accept Federally Facilitated Marketplace referrals*
 - *Implemented new MAGI renewal processes*



Integrated Eligibility System

- Phase 2 – New multi-program/multi-agency system
 - Deloitte Consulting won RFP and signed contract May 1, 2014
 - Replacing:
 - COMPASS – Medicaid, Food Stamps, TANF, Child Support online application
 - SUCCESS – Legacy Mainframe eligibility system
 - CRS – Legacy Client Registration System used by SUCCESS, Child Support and Shines
 - VIDA – Maximus' PeachCare for Kids system
 - Key Components
 - Customer centric self service web portal
 - Enterprise Master Person Index (eMPI)
 - Web based worker portal
 - Rules Based Engine



Georgia Value Based Purchasing: The New CMO Contracts

- What is Value Based Purchasing in the Medicaid Program?
 - An enhanced approach to purchasing and program management that focuses on value over volume. It is part of a comprehensive strategy that aligns incentives for Members, Providers, Suppliers and the State to achieve the program's overarching goals. The impact of initiatives is measured in terms of access, outcomes, quality of care and savings.



Georgia Value Based Purchasing

- Actuarially sound rates with a 5% withhold
- Must share at least 50% with providers and they may incent members
- 14 Core measures for both GF and GF360
 - Primarily HEDIS measures
- 4 additional measures for GF360
 - Additional measures around operations, care management and behavioral health





GEORGIA DEPARTMENT
OF COMMUNITY HEALTH

Questions?