



State of Georgia  
Department of Community Health

**Measurement Year (MY) 2021 Validation of  
Performance Measures**  
*for*  
**Peach State Health Plan**

*Measurement Period: Calendar Year 2021*

*Validation Period: January–June 2022*

*Publish Date: August 2022*

## Table of Contents

<b>Validation of Performance Measures .....</b>	<b>1</b>
Validation Overview .....	1
Care Management Organization (CMO) Information .....	2
Performance Measures Validated .....	2
Description of Validation Activities .....	3
Pre-Audit Strategy .....	3
Validation Team .....	4
Technical Methods of Data Collection and Analysis .....	4
Virtual Review Activities .....	5
Data Integration, Data Control, and Performance Measure Documentation .....	8
Data Integration .....	8
Data Control .....	8
Performance Measure Documentation .....	8
Validation Results .....	9
Medical Service Data (Claims and Encounters) .....	9
Enrollment Data .....	10
Provider Data .....	11
Medical Record Review Validation (MRRV) .....	12
Supplemental Data .....	13
Data Integration .....	13
Performance Measure Specific Findings .....	14
<b>Appendix A. Data Integration and Control Findings.....</b>	<b>A-1</b>
<b>Appendix B. Denominator and Numerator Validation Findings.....</b>	<b>B-1</b>
<b>Appendix C. Performance Measure Rate Submission File.....</b>	<b>C-1</b>
<b>Appendix D. HEDIS Interactive Data Submission System Data .....</b>	<b>D-1</b>

### Validation Overview

The Centers for Medicare & Medicaid Services (CMS) requires that states, through their contracts with managed care organizations (MCOs), measure and report on performance to assess the quality and appropriateness of care and services provided to members. Title 42 of the Code of Federal Regulations (CFR) §438.350(a) requires states that contract with MCOs, prepaid inpatient health plans (PIHPs), prepaid ambulatory health plans (PAHPs), or a primary care case management (PCCM) entity to have a qualified external quality review organization (EQRO) perform an annual external quality review (EQR) that includes validation of contracted entity performance measures (42 CFR §438.358[b][1][ii]). HSAG conducted performance measure validation (PMV) for the Georgia Department of Community Health (DCH), validating the data collection and reporting processes used to calculate the performance measure rates by the MCOs (referred to by the State as care management organizations [CMOs]) in accordance with the CMS publication, *Protocol 2: Validation of Performance Measures: A Mandatory EQR-Related Activity*, October 2019.<sup>1</sup> The purpose of the PMV is to assess the accuracy of performance measures reported by the MCOs and to determine the extent to which performance measures reported by the MCOs follow State specifications and reporting requirements.

The DCH is responsible for administering the Medicaid program and the Children's Health Insurance Program (CHIP) in the State of Georgia. The State refers to its CHIP program as PeachCare for Kids<sup>®</sup>. Both programs include fee-for-service (FFS) and managed care components and deliver services through a statewide provider network. The FFS program has been in place since the inception of Medicaid in Georgia. The DCH contracts with four privately owned CMOs to deliver services to certain categories of members enrolled in the State's Medicaid and PeachCare for Kids<sup>®</sup> programs. Children in state custody, children receiving adoption assistance, and certain children in the juvenile justice system are enrolled in the Georgia Families 360<sup>°</sup> (GF 360<sup>°</sup>) managed care program. The Georgia Families (GF) program, implemented in 2006, serves all other Medicaid and PeachCare for Kids<sup>®</sup> managed care members not enrolled in the GF 360<sup>°</sup> program. Approximately 1.3 million beneficiaries are enrolled in the GF program.<sup>2</sup>

HSAG validated a set of performance measures identified by DCH that were calculated and reported by the CMOs for their GF population. The DCH identified the measurement period as calendar year (CY) 2021. HSAG conducted the validation in accordance with the CMS publication, *Protocol 2: Validation of Performance Measures: A Mandatory EQR-Related Activity*, October 2019.

---

<sup>1</sup> Department of Health and Human Services, Centers for Medicare & Medicaid Services. *EQR Protocol 2: Validation of Performance Measures: A Mandatory EQR-Related Activity*, October 2019. Available at: <https://www.medicaid.gov/medicaid/quality-of-care/downloads/2019-eqr-protocols.pdf>. Accessed on: May 10, 2022.

<sup>2</sup> Georgia Department of Community Health. Medicaid Management Information System. Georgia Families Monthly Adjustment Summary Report June 2016.

## Care Management Organization (CMO) Information

Basic information about Peach State Health Plan (Peach State) appears in Table 1, including the office location(s) involved in the measurement year (MY) 2021 validation of performance measures audit. The audit review activity was conducted virtually between HSAG and Peach State.

**Table 1—Peach State Health Plan Information**

<b>CMO Location:</b>	1100 Circle 75 Parkway, Suite 1100, Atlanta, GA 30339
<b>Audit Contact:</b>	Monet Harrell, MHA
<b>Contact Telephone Number:</b>	678.556.2767
<b>Contact Email Address:</b>	<a href="mailto:mharrell@centene.com">mharrell@centene.com</a>
<b>Virtual Audit Review Date:</b>	March 24, 2022

## Performance Measures Validated

HSAG validated rates for a set of performance measures selected by DCH for reporting of the Medicaid GF population. In addition, DCH required the CMOs to report separate rates for its PeachCare for Kids<sup>®</sup> population for a selected set of measures as indicated in the table below. All performance measures were selected from CMS’ Core Set of Children’s Health Care Quality Measures for Medicaid and CHIP (Child Core Set),<sup>3</sup> and Core Set of Adult Health Care Quality Measures for Medicaid (Adult Core Set).<sup>4</sup> The measurement period was identified by DCH as CY 2021 for all measures. Table 2 lists the performance measures that HSAG validated, the methodology (i.e., Administrative [Admin] or Hybrid) required by DCH for data collection, the specifications required for each measure, and the populations required for reporting.

**Table 2—List of MY 2021 Performance Measures for Peach State Health Plan**

	Performance Measure	Acronym	Methodology	Measure Specifications	Populations	
					Georgia Families	PeachCare for Kids <sup>®</sup>
1	<i>Developmental Screening in the First Three Years of Life</i>	DEV-CH	Hybrid	Custom (Child Core Set)*	✓	✓
2	<i>Diabetes Short-Term Complications Admission Rate</i>	PQI01-AD	Admin	Adult Core Set	✓	

<sup>3</sup> The Centers for Medicare & Medicaid Services. Core Set of Children’s Health Care Quality Measures for Medicaid and CHIP, March 2021.

<sup>4</sup> The Centers for Medicare & Medicaid Services. Core Set of Adult Health Care Quality Measures for Medicaid, March 2021.

Performance Measure	Acronym	Methodology	Measure Specifications	Populations	
				Georgia Families	PeachCare for Kids®
3 <i>Heart Failure Admission Rate</i>	PQI08-AD	Admin	Adult Core Set	✓	
4 <i>Percentage of Eligibles Who Received Preventive Dental Services</i>	PDEnt-CH	Admin	Child Core Set	✓	
5 <i>Sealant Receipt on Permanent First Molars</i>	SFM-CH	Admin	Child Core Set	✓	✓
6 <i>Screening for Depression and Follow-Up Plan: Ages 12–17</i>	CDF-CH	Admin	Child Core Set	✓	✓
7 <i>Screening for Depression and Follow-Up Plan: Ages 18–64 and Ages 65 and Older</i>	CDF-AD	Admin	Adult Core Set	✓	

\*The CMOs followed the Federal Fiscal Year (FFY) 2021 Child Core Set and applied the following modifications: All claims must have EP modifier 96110; claims that also have a UA modifier must be excluded as these indicate autism services.

In addition to the CMS Adult and Child Core Set measures audited by HSAG, DCH required Peach State to report a selected set of Healthcare Effectiveness Data and Information Set (HEDIS®)<sup>5</sup> measures to DCH. Peach State was required to contract with a National Committee for Quality Assurance (NCQA)-licensed audit organization and undergo an NCQA HEDIS Compliance Audit™.<sup>6</sup> Final audited HEDIS measure results from NCQA’s Interactive Data Submission System (IDSS) were submitted to HSAG and provided to DCH. Appendix D displays the final audited HEDIS MY 2021 results for all required measures.

## Description of Validation Activities

### Pre-Audit Strategy

HSAG conducted the validation activities as outlined in the CMS performance measure validation protocol. To complete the validation activities for Peach State, HSAG obtained a list of the performance measures that were selected by DCH for validation.

HSAG then prepared a document request letter that was submitted to Peach State outlining the steps in the performance measure validation process. The document request letter included a request for source code for each performance measure, a completed MY 2021 Information Systems Capabilities Assessment Tool (ISCAT), and any additional supporting documentation necessary to complete the

<sup>5</sup> HEDIS® is a registered trademark of the National Committee for Quality Assurance (NCQA).

<sup>6</sup> NCQA HEDIS Compliance Audit™ is a trademark of the National Committee for Quality Assurance (NCQA).

audit. The letter also included an introduction to the medical record review validation (MRRV) process; a timetable for completion; and instructions for submission. HSAG responded to ISCAT-related questions received directly from Peach State during the pre-audit phase.

Approximately one month prior to the virtual audit review, HSAG provided Peach State with an agenda describing all virtual audit review activities and indicating the type of staff needed for each session. HSAG also conducted a pre-audit review conference call with Peach State to discuss review logistics and expectations, important deadlines, outstanding ISCAT documentation, and any questions from Peach State regarding the process.

### Validation Team

The HSAG Performance Measure Validation Team was composed of a lead auditor and several validation team members. HSAG assembled the team based on the skills required for the validation and requirements of Peach State. Table 3 lists the validation team members, their roles, and their skills and expertise.

**Table 3—Validation Team**

Validation Team Member	Role/Skills/Expertise
Rachael French <i>Senior Auditor, Data Science &amp; Advanced Analytics (DSAA)</i>	Lead auditor; multiple years of experience in the healthcare industry with expertise in health plan quality improvement, data integration, information systems, performance measure development, reporting, and auditing.
David Robison, BS <i>Senior Auditor, DSAA</i>	Secondary auditor; multiple years of experience in the healthcare industry with expertise in health plan quality improvement, data integration, information systems, performance measure development, reporting, and auditing.
Advanced Analytics	Analytic Team—Provides analytic support, including source code review.

### Technical Methods of Data Collection and Analysis

The CMS performance measure validation protocol identifies key types of data that should be reviewed as part of the validation process. The following list describes the type of data collected and how HSAG conducted an analysis of these data:

- **MY 2021 ISCAT:** Peach State completed and submitted the required and relevant portions of its - ISCAT for HSAG’s review. HSAG used responses from the ISCAT to complete the pre-audit assessment of information systems.
- **Medical record documentation:** Peach State completed the medical record section within the ISCAT. In addition, Peach State submitted the following documentation for review: medical record hybrid tools and instructions, training materials for medical record review (MRR) staff members, and

policies and procedures outlining the processes for monitoring the accuracy of the reviews performed by the review staff members.

- **Source code (programming language) for performance measures:** Peach State was required to submit the source code used to calculate the performance measures under review by HSAG. HSAG reviewed the source code and performance measure generation process to ensure compliance with the measure specifications required by DCH.
- **Supporting documentation:** HSAG requested documentation that would provide reviewers with additional information to complete the validation process, including policies and procedures, file layouts, system flow diagrams, system log files, and data collection process descriptions. HSAG reviewed all supporting documentation, identifying issues or areas needing clarification for further follow-up.
- **Rate review:** Upon receiving the calculated rates from Peach State, HSAG conducted a review on the reasonableness and integrity of the rates. The review included trending with prior year's rates and comparison of rates across all CMOs.

### **Virtual Audit Review Activities**

HSAG conducted a virtual audit review with Peach State on March 24, 2022. HSAG collected information using several methods, including interviews, system demonstrations, review of data output files, primary source verification, observation of data processing, and review of data reports. The virtual audit review activities are described as follows:

- **Opening meeting:** The opening meeting included an introduction of the validation team and key Peach State staff members involved in the performance measure validation activities. The review purpose, the required documentation, basic meeting logistics, and queries to be performed were discussed.
- **Evaluation of system compliance:** The evaluation included a review of the information systems, focusing on the processing of claims and encounter data, provider data, patient data, and inpatient data. Additionally, the review evaluated the processes used to collect and calculate the performance measure rates, including accurate numerator and denominator identification and algorithmic compliance (which evaluated whether rate calculations were performed correctly, all data were combined appropriately, and numerator events were counted accurately).
- **Review of ISCAT and supporting documentation:** The review included processes used for collecting, storing, validating, and reporting performance measure rates. This session was designed to be interactive with key Peach State staff members so that HSAG could obtain a complete picture of all the steps taken to generate the performance measure rates. The goal of the session was to obtain a confidence level as to the degree of compliance with written documentation compared to actual processes. HSAG conducted interviews to confirm findings from the documentation review, expand or clarify outstanding issues, and ascertain that written policies and procedures were used and followed in daily practice.
- **Overview of data integration and control procedures:** The overview included discussion and observation of source code logic, a review of how all data sources were combined, and a review of



how the analytic file was produced for the reporting of selected performance measure rates. HSAG performed primary source verification to further validate the output files, reviewed backup documentation on data integration, and addressed data control and security procedures. HSAG also reviewed preliminary rates during this session, if available.

- Closing conference:** The closing conference included a summation of preliminary findings based on the review of the ISCAT and the virtual audit review, and revisited the documentation requirements for any post-audit review activities.

HSAG conducted several interviews with key Peach State staff members who were involved with performance measure reporting.

Table 4 displays a list of key Peach State interviewees:

**Table 4—List of Peach State Health Plan Interviewees**

Name	Title
Michael D. Strobel	Vice President (VP), Quality Improvement
Monet Harrell	Director, Quality Improvement and Analytics
Sonji Barnes	Supervisor, Quality Improvement
Jasmine Morgan	Quality Improvement Specialist I
Guilherme Alves	Data Analyst IV, Quality Improvement
Christopher G. Wilde	Senior Manager, Compliance
Boris Krugman	Director, Enrollment
Eileen Reno	Manager, Enrollment Operations & Reconciliation
Ashely N. Dykstra	Business Analyst I
Eugene Sturdivant	Director, Clinical Outcomes Analysis
Lakesha M. Davis	Director, Claims and Contract Support Services
Edna Salamo	Director, Provider Data and Analytics
Kellen A. Morris	Supervisor, Encounter Business Operations
Stephanie Wilson	Manager, Claims
Audrey L. French	Supervisor, Claims
Mamiel L. McMichael	VP, Operations
Bradley D. Tigner	Manager, Claims and Contract Support Services
Tammy R. McCord	Lead Claims Analyst
Brittany Osborne	Compliance Auditor
Kim Elliot	Business Analyst III
Samantha Weislar	Manager, Quality Improvement



Name	Title
Robert Friedrichs	Plan Chief Financial Officer
Tyrone Ledbetter	Quality and Compliance Analyst
Geoffrey Harrell	Data Analyst III, Quality Improvement
Laquanda Brooks	Senior Vice President, Population Health
Major Cole	Data Analyst II, Quality Improvement
Dalton Holt	Manager, Information Technology
Heather Jones	Lead Patient Care Coordinator
Jason Rosen	Director, Data Analysis
Daniel Powderly	Senior Manager, Encounter Business Operations
Tammy McCord	Lead Claims Analyst
Theodore Hudson	Director, Audit and Risk
Jamie Hawkins	Auditing Analyst
Steve Livengood	Senior Manager, Data Analytics and Reporting
William (Bill) Wiesner	Business Analyst III
William W. Aitch	Application Software Engineer (Business Intelligence)
Aimee Thomas	Director, Customer Success
Patricia H. Carter	Director, Quality Improvement
Monica Thornton	HEDIS Clinical Director
Kavonya K. Johnson	Quality Improvement Abstractor

## Data Integration, Data Control, and Performance Measure Documentation

There are several aspects crucial to the calculation of performance measure rates. These include data integration, data control, and documentation of performance measure rate calculations. Each of the following sections describes the validation processes used and the validation findings. For more detailed information, see Appendix A of this report.

### Data Integration

Accurate data integration is essential for calculating valid performance measure rates. The steps used to combine various data sources (including claims/encounter data, eligibility data, and other administrative data) must be carefully controlled and validated. HSAG validated the data integration process used by Peach State, which included a review of file consolidations or extracts, a comparison of source data to warehouse files, data integration documentation, source code, production activity logs, and linking mechanisms. Overall, HSAG determined that the data integration processes in place at Peach State were:

- Acceptable
- Not acceptable

### Data Control

Peach State's organizational infrastructure must support all necessary information systems; and its quality assurance practices and backup procedures must be sound to ensure timely and accurate processing of data, and to provide data protection in the event of a disaster. HSAG validated the data control processes Peach State used which included a review of disaster recovery procedures, data backup protocols, and related policies and procedures. Overall, HSAG determined that the data control processes in place at Peach State were:

- Acceptable
- Not acceptable

### Performance Measure Documentation

Sufficient, complete documentation is necessary to support validation activities. While interviews and system demonstrations provided supplementary information, the majority of the validation review findings were based on documentation provided by Peach State. HSAG reviewed all related documentation, which included the completed ISCAT, job logs, computer programming code, output files, workflow diagrams, narrative descriptions of performance measure calculations, and other related documentation. Overall, HSAG determined that the documentation of performance measure rate calculations by Peach State was:

- Acceptable
- Not acceptable

## Validation Results

HSAG evaluated Peach State's data systems for the processing of each data type that contributed to reporting the performance measure rates required by DCH. General findings are indicated below.

### *Medical Service Data (Claims and Encounters)*

There were no concerns with Peach State's claims and encounter system or processes. Peach State's transactional system, AMISYS, had sufficient edits in place during pre-, concurrent, and post-processing of claims and encounters. Additionally, there were no system changes or conversions implemented by the CMO in 2021.

Overall, nearly all (i.e., 98.76 percent) of the claims received in 2021 were submitted electronically via electronic data interchange (EDI) files (i.e., 97.89 percent) or direct submission via Peach State's Web portal (i.e., 0.87 percent), while only 1.29 percent of claims were submitted by paper. Paper claims were received through Peach State's corporate document management system and scanned using the MScan application in Datacap. Claims were then passed through optical character recognition software or keyed manually using Datacap to capture all data fields billed on a claim. Claims were then passed into the Centene Process Automation System (CenPAS) to be processed by claims staff members responsible for verifying claim text or keying information.

Paper claims were converted within one to two days of receipt. Paper claims that failed the process were routed to claims examiners trained on multiple markets for data entry into the system. Once entered, paper claims were transformed into standard EDI files to support downstream processing and adjudication. Electronic EDI claims were submitted to and processed by contracted clearinghouses prior to intake and loading into AMISYS. Regardless of submission method, all claims were processed and underwent a series of validations—i.e., Health Insurance Portability and Accountability Act (HIPAA) compliance, claim level validation, and business logic validation. Once submitted, claims were validated for compliance against the national standards, and each passed claim was loaded to AMISYS for adjudication. Peach State's auto-adjudication rate was 87.2 percent. The pre-processing edits ensured the claims contained valid codes, member information, and provider information. Market-specific business rules were applied to claims, as applicable. Claims that resulted in a pend status were routed into the appropriate work basket in CenPAS (work-flow distribution system). Pend resolution was determined by the pend code assigned and the skill level of the processor. The processor followed the appropriate workflow to analyze and finalize the claim.

Claims status was made available to providers via the secure provider portal. All claims were tracked from the point of receipt until they were loaded into AMISYS, and Peach State conducted daily, weekly, and monthly audits to ensure claims were processed accurately. In 2021, Peach State maintained a high level of financial and payment accuracy (99.23 percent). Peach State continued to have very little manual intervention for claims processing, with an auto-adjudication rate of 92.29 percent in 2021 for its Georgia market. Most of the manual steps in processing were due to high dollar claims that required supervisor approval. As in previous audits, Peach State did not use any nonstandard coding during the

measurement year. Peach State observed an increase in the volume of aged claims related to the acquisition of WellCare of Georgia (WellCare) in May 2021. In addition to the recent acquisition, Peach State experienced staffing shortages due to coronavirus disease 2019 (COVID-19), organizational restructure, and voluntary exits, which contributed to the increase in aged claims across all categories. Peach State noted that additional staff members have been onboarded and trained to help manage the increased volume.

Peach State's AMISYS system captured primary, secondary, and modifier codes appropriately. Coding updates to the AMISYS system were made annually to ensure the most recent coding schemes were captured. All of Peach State's providers continued to be reimbursed based on an FFS payment model, although some primary care providers (PCPs) received an administrative fee.

Peach State also captured ancillary service data from external vendors, including pharmacy, dental, and vision to support performance measure reporting. Vendors submitted data to Peach State regularly, and the data were tracked and trended to ensure files were complete and accurate. Peach State received pharmacy and dental files on a weekly basis and vision files every other week. Peach State generated tracking reports for all files submitted in a given week to ensure receipt of accepted responses and mitigate any rejected files in a timely manner for processing. Adjudicated claims were submitted as encounters and received electronically, and they underwent front-end edits to assess the accuracy of incoming files and monitor the completeness of data. Additionally, the CMO conducted monthly and quarterly meetings with vendors and performed an annual audit. Peach State's oversight of this process ensured that all relevant data were captured prior to measure production.

In 2021, Peach State achieved 98.46 percent accuracy in its encounter submissions and greater than 99 percent completeness based on the latest Myers & Stauffer reconciliation report. Once claims were processed in AMISYS, extract, transform, and load (ETL) procedures were used to load data into Peach State's enterprise data warehouse (EDW). Then, based on scheduled or manual requests, ETL processes transferred data to Peach State's encounter data manager (EDM) to transform data into standard X12 transaction files and Peach State performed validation checks prior to submitting the data to DCH. No major issues were noted in submitting encounters; however, DCH/Gainwell Technologies (Gainwell) limits CMO encounter submissions not to exceed 200,000 encounters per day due to system capacity but allows for submission seven days a week. Ancillary vendor data were submitted to the encounter data team and passed through as X12 transaction files to the State. Peach State sent all required medical, dental, vision, and pharmacy encounters to the DCH/Gainwell in alignment with DCH encounter reporting requirements.

Based on review of Peach State's ISCAT responses, audit interviews, and a virtual demonstration, HSAG confirmed that core information systems captured appropriate, standard coding schemes as required for reporting.

## **Enrollment Data**

There were no concerns with Peach State's membership and enrollment data systems or processes. Peach State's enrollment system, the Unified Member View (UMV), a component system of the AMISYS

transactional system, was used as the system of record for enrollment and eligibility information. No system changes or conversions were implemented by the CMO in 2021. Peach State experienced an increase of nearly 50 percent in its Georgia Families Medicaid population between January and December due to the acquisition of WellCare in 2020. At a local level, Peach State and WellCare began functioning as one entity on May 1, 2021. This acquisition led to an increase of approximately 400,000 Medicaid members under Peach State's care. In addition, the continued hold on eligibility redetermination as a result of the COVID-19 public health emergency remains a key driver to increased membership volume. Membership trends were reviewed and discussed during the audit and were consistent with expectations.

The daily 834 enrollment files were received electronically from the State's enrollment broker, Gainwell, in addition to a full monthly reconciliation and end-of-month file. The daily files included member additions, deletions, and modifications. The CMO checked the files for compliance, and reconciliation reports were produced to ensure the completeness and accuracy of transmission. Following initial validation checks, Peach State transformed the daily and monthly EDI files for loading into UMV and performed a series of validation and quality checks on the incoming data. The CMO also checked the files for compliance, and reconciliation reports were produced to compare file counts received from the State versus loaded into the system. Any identified errors were researched, and corrections were made directly in UMV. Peach State performed monthly reconciliation of enrollment data to ensure all member information was complete and accurate. Additionally, Peach State submitted enrollment files to its external vendors for processing. UMV continued to maintain all enrollment data for MY 2021. Once processed in UMV, enrollment data were loaded into AMISYS. Peach State also transmitted enrollment data to downstream vendors and delegated entities on a timely basis to support member services.

In addition to the unique Medicaid identification (ID) assigned by Gainwell and included in daily/monthly 834 EDI files, Peach State also assigned a unique member ID number to new members upon processing in UMV. Members whose information was previously entered into UMV had the information updated to avoid duplicate entries.

Peach State conducted appropriate oversight of the enrollment process through ongoing internal audits and communication with the State enrollment authority. Peach State's UMV and AMISYS systems captured all relevant fields from the State's enrollment files and continued to monitor the quality and completeness of data.

### **Provider Data**

There were no concerns with Peach State's provider data systems or processes. Peach State's provider system, Portico, was used to process and store key provider demographic information and supported provider enrollment and contracting processes, including the capture of key provider data elements—i.e., board certification and specialties, affiliation, and contract details. Provider information was extracted from Portico and loaded to AMISYS through scheduled ETL processes nightly. While data in both systems were linked by a unique provider identification number, the flow of provider data was one-way from Portico to AMISYS. Reconciliation of provider data between the systems was based on

weekly discrepancy reports which were “worked” to ensure equivalence between the two systems. Peach State used CenProv as a tool to receive provider updates (i.e., new provider enrollment, terminations, contact information, etc.). CenProv generates tickets based on type, ID, and category, and are assigned to designated provider staff to update Portico with information received through CenProv. Peach State conducts routine audits to ensure provider changes received through CenProv are timely and accurately updated in Portico.

Peach State demonstrated the CenProv, Portico, and AMISYS provider systems during the virtual audit review, and HSAG verified that all systems accurately captured key provider characteristics, including specialty.

### Medical Record Review Validation (MRRV)

There were no concerns with Peach State’s MRR policies and procedures. Peach State had well-established MRR processes and qualified internal staff performing MRR abstraction under experienced supervision. HSAG notified Peach State on February 16, 2022, that Peach State was exempt from convenience sample validation for the one hybrid measure, *Developmental Screening in the First Three Years of Life*.

HSAG confirmed that Peach State sampled according to CMS Core Set sampling guidelines. Peach State’s chase logic was reviewed and determined to be appropriate for the hybrid measure. MRR policies and procedures indicated that clinical quality staff members and MRR abstractors underwent annual training, and abstractions were regularly overread by experienced nurses.

Similar to past years, the CMO contracted with Change Healthcare to support chase, procurement, and abstraction activities, while internal staff members conducted quality assurance oversight in MY 2021. All qualified staff members were trained in the *Developmental Screening in the First Three Years of Life* CMS Core Set specifications and in the use of Change Healthcare’s Chart Abstraction Operations (CAO) tool used in conjunction with Inovalon’s abstraction tool (i.e., Quality Spectrum Hybrid Reporter [QSHR]) to manage and accurately conduct MRR and oversight. HSAG’s clinical team reviewed Change Healthcare’s hybrid tool and participated in a live demonstration of the MRR application to determine compliance with audit standards. HSAG approved the tool for use in MY 2021.

Peach State completed MRR and submitted final counts on May 6, 2022. Peach State passed the final MRRV for the *Developmental Screening in the First Three Years of Life* measure; individual results are presented in Table 5.

**Table 5—MRRV Results for Peach State Health Plan**

Performance Measure	Sample Size	Status	Final Results
<i>Developmental Screening in the First Three Years of Life—Georgia Families Medicaid</i>	8	Pass	No critical errors were confirmed.



Performance Measure	Sample Size	Status	Final Results
<i>Developmental Screening in the First Three Years of Life—Peach Care for Kids®</i>	8	Pass	No critical errors were confirmed.

### Supplemental Data

Supplemental data validation was not under the scope of the PMV audit. However, processes to incorporate vendor data were identified and reported in the Medical Service Data section.

### Data Integration

There were no concerns with Peach State’s data pre-production, data integration, and reporting processes. Peach State continued to use Inovalon software, Quality Spectrum Insight (QSI®-XL) for performance measure production. Peach State described its processes thoroughly and confirmed that there were no significant changes to its systems and protocols since the prior year.

AMISYS continued to serve as the source of data for the EDW used to support measure production and reporting. Peach State used SQL Server Integration Services (SSIS) packages to extract data from the EDW via ETL processes to staging tables where data were transformed into QSI-XL proprietary layouts. Validation reports were generated to ensure file format and size, record counts, and field transformations were compliant with requirements. In case of any issues in the loading process, notifications were sent to the responsible business users for examination. Peach State also had a robust quality control process in place to track the data load process for all sources. Once validated, data were zipped and uploaded into QSI-XL. Peach State provided a thorough explanation of the data flow process within its systems.

Peach State continued to contract with Inovalon to support the calculation of the non-HEDIS, CMS Core Set measures within the scope of HSAG’s audit. Inovalon was responsible for maintaining all aspects of the QSI-XL application. Peach State consistently reviewed the data quality reports from QSI-XL to ensure all data were captured and that the CMO followed up on all data errors. Peach State had a two-step validation process that logged records submitted with the file name and record counts. Files with the same name were matched against each other to determine if the record counts matched. The second-tier validation was conducted to determine error counts and error reasons. In coordination with Peach State and Inovalon, HSAG coordinated a virtual review of all source code used to generate the performance measures. HSAG evaluated the code to ensure compliance with the measure specifications required by the State; all source code was approved. Peach State conducted a full refresh of data rather than incremental data loads to ensure all changes were captured. Peach State’s corporate team, Centene, ran monthly reports from Inovalon’s software to review data regularly. Centene frequently produced month-over-month comparison reports to ensure data were complete and accurate.

During the virtual audit review, HSAG performed PSV on the following measures— CDF, DEV, and SFM. HSAG reviewed members’ source data to confirm the eligibility, provider specialty, and services performed (at least five records per measure) for each selected measure. Additional follow-up was



required after the virtual audit review, and Peach State uploaded additional documentation to support the inclusion of selected PSV cases. All documentation and screenshots demonstrated compliance.

Peach State submitted final rates in June 2022, which were benchmarked, trended, and reviewed. Follow-up was conducted and questions were successfully resolved. All measure rates were designated reportable.

### Performance Measure Specific Findings

Based on all validation activities, HSAG determined validation results for each performance measure rate. HSAG provided an audit result for each performance measure as defined in Table 6.

**Table 6—Audit Results and Definitions for Performance Measures**

<b>Reportable (R)</b>	Measure data were compliant with the specifications required by the state.
<b>Do Not Report (DNR)</b>	Measure data were materially biased.

According to the CMS protocol, the audit result for each performance measure rate is determined by the magnitude of the errors detected for the audit elements, not by the number of audit elements determined to be noncompliant based on the review findings. Consequently, an error for a single audit element may result in a designation of “DNR” because the impact of the error associated with that element biased the reported performance measure rate by more than 5 percentage points. Conversely, it is also possible that several audit element errors may have little impact on the reported rate, leading to an audit result of “R.”

Table 7 displays the key review findings and final audit results for Peach State for each performance measure rate. For additional information regarding performance measure rates, see Appendix C of this report.

**Table 7—Key Review Findings and Audit Results for Peach State Health Plan**

Performance Measures		Population	Key Review Findings	Audit Results
1	<i>Developmental Screening in the First Three Years of Life</i>	GF	No concerns.	R
2	<i>Developmental Screening in the First Three Years of Life</i>	PeachCare for Kids®	No concerns.	R
3	<i>Diabetes Short-Term Complications Admission Rate</i>	GF	No concerns.	R
4	<i>Heart Failure Admission Rate</i>	GF	No concerns.	R
5	<i>Percentage of Eligibles Who Received Preventive Dental Services</i>	GF	No concerns.	R

Performance Measures		Population	Key Review Findings	Audit Results
6	<i>Sealant Receipt on Permanent First Molars</i>	GF	No Concerns	R
7	<i>Sealant Receipt on Permanent First Molars</i>	PeachCare for Kids®	No concerns.	R
8	<i>Screening for Depression and Follow-Up Plan</i>	GF	No concerns.	R
9	<i>Screening for Depression and Follow-Up Plan</i>	PeachCare for Kids®	No concerns.	R

## Appendix A. Data Integration and Control Findings

### Documentation Worksheet

<b>CMO Name:</b>	Peach State Health Plan
<b>Virtual Audit Review Date:</b>	March 25, 2022
<b>Reviewer(s):</b>	Rachael French and David Robison, BS

**Table A-1—Data Integration and Control Findings for Peach State Health Plan**

Data Integration and Control Element	Met	Not Met	N/A	Comments
<b>Accuracy of data transfers to assigned performance measure data repository.</b>				
The CMO accurately and completely processes transfer data from the transaction files (e.g., membership, provider, encounter/claims) into the performance measure data repository used to keep the data until the calculations of the performance measure rates have been completed and validated.	<input type="checkbox"/>	<input type="checkbox"/>	<input type="checkbox"/>	Data used to calculate performance measures were captured and stored in Peach State’s core system, AMISYS. Production data were copied into Peach State’s corporate EDW prior to transferring data to the QSI-XL measure platform.
Samples of data from the performance measure data repository are complete and accurate.	<input type="checkbox"/>	<input type="checkbox"/>	<input type="checkbox"/>	Compliant; no issues or concerns.
<b>Accuracy of file consolidations, extracts, and derivations.</b>				
The CMO’s processes to consolidate diversified files and to extract required information from the performance measure data repository are appropriate.	<input type="checkbox"/>	<input type="checkbox"/>	<input type="checkbox"/>	Compliant; no issues or concerns.
Actual results of file consolidations or extracts are consistent with those that should have resulted according to documented algorithms or specifications.	<input type="checkbox"/>	<input type="checkbox"/>	<input type="checkbox"/>	Source code was approved; no issues or concerns.
Procedures for coordinating the activities of multiple subcontractors ensure the accurate, timely, and complete integration of data into the performance measure database.	<input type="checkbox"/>	<input type="checkbox"/>	<input type="checkbox"/>	Compliant; no issues or concerns.
Computer program reports or documentation reflect vendor coordination activities, and no data necessary for performance measure reporting are lost or inappropriately modified during transfer.	<input type="checkbox"/>	<input type="checkbox"/>	<input type="checkbox"/>	Compliant; no issues or concerns.

Data Integration and Control Element	Met	Not Met	N/A	Comments
<b>If the CMO uses a performance measure data repository, its structure and format facilitates any required programming necessary to calculate and report required performance measure rates.</b>				
The performance measure data repository’s design, program flow charts, and source codes enable analyses and reports.	<input type="checkbox"/>	<input type="checkbox"/>	<input type="checkbox"/>	Compliant; no issues or concerns.
Proper linkage mechanisms are employed to join data from all necessary sources (e.g., identifying a member with a given disease/condition).	<input type="checkbox"/>	<input type="checkbox"/>	<input type="checkbox"/>	Source code was approved; no issues or concerns.
<b>Assurance of effective management of report production and of the reporting software.</b>				
Documentation governing the production process, including CMO production activity logs and the CMO staff review of report runs, is adequate.	<input type="checkbox"/>	<input type="checkbox"/>	<input type="checkbox"/>	Compliant; no issues or concerns.
Prescribed data cutoff dates are followed.	<input type="checkbox"/>	<input type="checkbox"/>	<input type="checkbox"/>	Compliant; no issues or concerns.
The CMO retains copies of files or databases used for performance measure reporting in case results need to be reproduced.	<input type="checkbox"/>	<input type="checkbox"/>	<input type="checkbox"/>	Compliant; no issues or concerns.
The reporting software program is properly documented with respect to every aspect of the performance measure data repository, including building, maintaining, managing, testing, and report production.	<input type="checkbox"/>	<input type="checkbox"/>	<input type="checkbox"/>	Compliant; no issues or concerns.
The CMO’s processes and documentation comply with the CMO standards associated with reporting program specifications, code review, and testing.	<input type="checkbox"/>	<input type="checkbox"/>	<input type="checkbox"/>	Compliant; no issues or concerns.

## Appendix B. Denominator and Numerator Validation Findings

### Reviewer Worksheets

<b>CMO Name:</b>	Peach State Health Plan
<b>Virtual Site Visit Date:</b>	March 25, 2022
<b>Reviewers:</b>	Rachael French and David Robison, BS

**Table B-1—Denominator Validation Findings for Peach State Health Plan**

Audit Element	Met	Not Met	N/A	Comments
For each of the performance measures, all members of the relevant populations identified in the performance measure specifications are included in the population from which the denominator is produced.	<input checked="" type="checkbox"/>	<input type="checkbox"/>	<input type="checkbox"/>	Source code was approved; no issues or concerns.
Adequate programming logic or source code exists to appropriately identify all relevant members of the specified denominator population for each of the performance measures.	<input checked="" type="checkbox"/>	<input type="checkbox"/>	<input type="checkbox"/>	Source code was approved; no issues or concerns.
The CMO correctly calculates member months and member years if applicable to the performance measure.	<input checked="" type="checkbox"/>	<input type="checkbox"/>	<input type="checkbox"/>	Source code was approved; no issues or concerns.
The CMO properly evaluates the completeness and accuracy of any codes used to identify medical events, such as diagnoses, procedures, or prescriptions, and these codes are appropriately identified and applied as specified in each performance measure.	<input checked="" type="checkbox"/>	<input type="checkbox"/>	<input type="checkbox"/>	Source code was approved; no issues or concerns.
If any time parameters are required by the specifications of the performance measure, they are followed (e.g., cutoff dates for data collection, counting 30 calendar days after discharge from a hospital).	<input checked="" type="checkbox"/>	<input type="checkbox"/>	<input type="checkbox"/>	Source code was approved; no issues or concerns.
Exclusion criteria included in the performance measure specifications are followed.	<input checked="" type="checkbox"/>	<input type="checkbox"/>	<input type="checkbox"/>	Source code was approved; no issues or concerns.
Systems or methods used by the CMO to estimate populations when they cannot be accurately or completely counted (e.g., newborns) are valid.	<input checked="" type="checkbox"/>	<input type="checkbox"/>	<input type="checkbox"/>	Source code was approved; no issues or concerns.

**Table B-2—Numerator Validation Findings for Peach State Health Plan**

Audit Element	Met	Not Met	N/A	Comments
The CMO uses the appropriate data, including linked data from separate data sets, to identify the entire at-risk population.	<input checked="" type="checkbox"/>	<input type="checkbox"/>	<input type="checkbox"/>	Source code was approved; no issues or concerns.
Qualifying medical events (such as diagnoses, procedures, prescriptions, etc.) are properly identified and confirmed for inclusion in terms of time and services.	<input checked="" type="checkbox"/>	<input type="checkbox"/>	<input type="checkbox"/>	Source code was approved; no issues or concerns.
The CMO avoids or eliminates all double-counted members or numerator events.	<input checked="" type="checkbox"/>	<input type="checkbox"/>	<input type="checkbox"/>	Source code was approved; no issues or concerns.
Any nonstandard codes used in determining the numerator are mapped to a standard coding scheme in a manner that is consistent, complete, and reproducible, as evidenced by a review of the programming logic or a demonstration of the program.	<input checked="" type="checkbox"/>	<input type="checkbox"/>	<input type="checkbox"/>	Source code was approved; no issues or concerns.
If any time parameters are required by the specifications of the performance measure, they are followed (i.e., the measured event occurred during the time period specified or defined in the performance measure).	<input checked="" type="checkbox"/>	<input type="checkbox"/>	<input type="checkbox"/>	Source code was approved; no issues or concerns.



## Appendix C. Performance Measure Rate Submission File

Appendix C contains Peach State's final audited performance measure rate submission file.



**Appendix C: Department of Community Health, State of Georgia  
Validated MY 2021 Performance Measures for Peach State GF and PeachCare for Kids® Populations**

Georgia Department of Community Health (DCH) Performance Measure Data Submission for Georgia Care Management Organizations (CMOs)	
State Fiscal Year (SFY) 2022 Reporting/Measurement Period: Calendar Year 2021	
Georgia Families (GF) <i>and</i> PeachCare for Kids® (PCK) Populations	
<b>Date Submitted:</b> <i>(Please enter the date each time a new version is submitted)</i>	5/31/2022
<b>CMO Name:</b>	Peach State Health Plan
<b>CMO Contact:</b>	Monet Harrell
<b>Contact Phone Number:</b>	470-476-1206
<b>Contact Email Address:</b>	mharrell@centene.com
<b>Comments:</b>	

**Appendix C: Department of Community Health, State of Georgia  
Validated MY 2021 Performance Measures for Peach State GF and PeachCare for Kids® Populations**

<b>Audit Review Table—To Be Completed by Auditor</b>					
	<b>Performance Measure</b>	<b>Acronym</b>	<b>Population</b>	<b>Audit Designation</b>	<b>Comments</b>
1	<a href="#">Developmental Screening in the First Three Years of Life</a>	DEV	Georgia Families	Reportable (R)	
2	<a href="#">Developmental Screening in the First Three Years of Life</a>	DEV	PeachCare for Kids®	Reportable (R)	
3	<a href="#">Diabetes Short-Term Complications Admission Rate</a>	PQI 01	Georgia Families	Reportable (R)	
4	<a href="#">Heart Failure Admission Rate</a>	PQI 08	Georgia Families	Reportable (R)	
5	<a href="#">Percentage of Eligibles Who Received Preventive Dental Services</a>	PDENT	Georgia Families	Reportable (R)	
6	<a href="#">Sealant Receipt on Permanent First Molars</a>	SFM-CH	Georgia Families	Reportable (R)	
7	<a href="#">Sealant Receipt on Permanent First Molars</a>	SFM-CH	PeachCare for Kids®	Reportable (R)	
8	<a href="#">Screening for Depression and Follow-Up Plan</a>	CDF	Georgia Families	Reportable (R)	
9	<a href="#">Screening for Depression and Follow-Up Plan</a>	CDF	PeachCare for Kids®	Reportable (R)	

**Appendix C: Department of Community Health, State of Georgia  
Validated MY 2021 Performance Measures for Peach State GF and PeachCare for Kids® Populations**

<b>Developmental Screening in the First Three Years of Life (DEV) for Georgia Families Population</b>					
<b>Data Element</b>	<b>General Measure Data</b>	<b>Age 1</b>	<b>Age 2</b>	<b>Age 3</b>	<b>Total</b>
<b>Measurement Year</b>	<b>2021</b>				
<b>Data Collection Methodology:</b>	<b>Hybrid</b>				
<b>Eligible Population</b>		31,288	39,355	36,676	107,319
<b>Number of Numerator Events by Administrative Data in Eligible Population</b>		16,789	14,441	16,100	47,330
<b>Current Year's Administrative Rate</b>		53.66%	36.69%	43.90%	44.10%
<b>Minimum Required Sample Size (MRSS) Per Age Band</b>		137	137	137	411
<b>Oversampling Rate</b>		0.01	0.01	0.01	0.03
<b>Number of Oversample Records</b>		2	2	2	13
<b>Records Added from the Oversample List</b>		0	0	0	0
<b>Denominator (Per Age Band)</b>		137	137	137	411
<b>Numerator Events by Administrative Data</b>		77	56	60	193
<b>Numerator Events by Medical Records</b>		11	10	4	25
<b>Numerator Events by Supplemental Data</b>		0	0	0	0
<b>Reported Rate</b>		64.23%	48.18%	46.72%	53.04%

*Note: If NA is displayed in place of the rate, this indicates the denominator was too small (i.e., <30) to report a valid rate.*

**Appendix C: Department of Community Health, State of Georgia  
Validated MY 2021 Performance Measures for Peach State GF and PeachCare for Kids® Populations**

<b>Developmental Screening in the First Three Years of Life (DEV) for PeachCare for Kids® Population</b>					
<b>Data Element</b>	<b>General Measure Data</b>	<b>Age 1</b>	<b>Age 2</b>	<b>Age 3</b>	<b>Total</b>
<b>Measurement Year</b>	<b>2021</b>				
<b>Data Collection Methodology:</b>	<b>Hybrid</b>				
<b>Eligible Population</b>		17	2,481	3,320	5,818
<b>Number of Numerator Events by Administrative Data in Eligible Population</b>		8	992	1,528	2,528
<b>Current Year's Administrative Rate</b>		47.06%	39.98%	46.02%	43.45%
<b>Minimum Required Sample Size (MRSS) Per Age Band</b>		17	137	137	291
<b>Oversampling Rate</b>		0.00	0.01	0.01	0.02
<b>Number of Oversample Records</b>		0	2	2	6
<b>Records Added from the Oversample List</b>		0	0	0	0
<b>Denominator (Per Age Band)</b>		17	137	137	291
<b>Numerator Events by Administrative Data</b>		8	49	60	117
<b>Numerator Events by Medical Records</b>		1	25	9	35
<b>Numerator Events by Supplemental Data</b>		0	0	0	0
<b>Reported Rate</b>		52.94%	54.01%	50.36%	52.23%

*Note: If NA is displayed in place of the rate, this indicates the denominator was too small (i.e., <30) to report a valid rate.*

**Appendix C: Department of Community Health, State of Georgia  
Validated MY 2021 Performance Measures for Peach State GF and PeachCare for Kids® Populations**

<b>Diabetes Short-Term Complications Admission Rate (PQI 01) for Georgia Families Population</b>				
<b>Data Element</b>	<b>General Measure Data</b>	<b>18–64 Years</b>	<b>65+ Years</b>	<b>Total (18+ Years)</b>
<b>Measurement Year</b>	<b>2021</b>			
<b>Data Collection Methodology (Administrative)</b>	<b>A</b>			
<b>Eligible Population (Member Months)</b>		2,755,687	394	2,756,081
<b>Numerator Events by Administrative Data</b>		394	0	394
<b>Reported Rate (Per 100,000 Member Months)*</b>		14.30	0.00	14.30

*\*A lower rate indicates better performance.*

**Appendix C: Department of Community Health, State of Georgia  
Validated MY 2021 Performance Measures for Peach State GF and PeachCare for Kids® Populations**

<b>Heart Failure Admission Rate (PQI 08) for Georgia Families Population</b>				
<b>Data Element</b>	<b>General Measure Data</b>	<b>18–64 Years</b>	<b>65+ Years</b>	<b>Total (18+ Years)</b>
<b>Measurement Year</b>	<b>2021</b>			
<b>Data Collection Methodology (Administrative)</b>	<b>A</b>			
<b>Eligible Population (Member Months)</b>		2,755,687	394	2,756,081
<b>Numerator Events by Administrative Data</b>		201	0	201
<b>Reported Rate (Per 100,000 Member Months)*</b>		7.29	0.00	7.29

*\*A lower rate indicates better performance.*

**Appendix C: Department of Community Health, State of Georgia  
Validated MY 2021 Performance Measures for Peach State GF and PeachCare for Kids® Populations**

<b>Percentage of Eligibles Who Received Preventive Dental Services (PDENT) for Georgia Families Population</b>	
<b>Data Element</b>	<b>General Measure Data</b>
<b>Measurement Year</b>	<b>2021</b>
<b>Data Collection Methodology (Administrative)</b>	<b>A</b>
<b>Eligible Population</b>	809,326
<b>Number of Exclusions</b>	0
<b>Denominator</b>	809,326
<b>Numerator Events by Administrative Data</b>	383,217
<b>Reported Rate</b>	47.35%

*Note: If NA is displayed in place of the rate, this indicates the denominator was too small (i.e., <30) to report a valid rate.*



**Appendix C: Department of Community Health, State of Georgia  
Validated MY 2021 Performance Measures for Peach State GF and PeachCare for Kids® Populations**

<b>Sealant Receipt on Permanent First Molars (SFM) for Georgia Families Population</b>			
<b>Data Element</b>	<b>General Measure Data</b>	<b>At Least One Sealant</b>	<b>All Four Molars Sealed</b>
<b>Measurement Year</b>	<b>2021</b>		
<b>Data Collection Methodology (Administrative)</b>	<b>A</b>		
<b>Eligible Population</b>		38,242	38,242
<b>Number of Required Exclusions</b>		20	20
<b>Numerator Events by Administrative Data</b>		9,527	6,058
<b>Numerator Events by Supplemental Data</b>		7	4
<b>Reported Rate</b>		24.93%	15.85%

*Note: If NA is displayed in place of the rate, this indicates the denominator was too small (i.e., <30) to report a valid rate.*

**Appendix C: Department of Community Health, State of Georgia  
Validated MY 2021 Performance Measures for Peach State GF and PeachCare for Kids® Populations**

<b>Sealant Receipt on Permanent First Molars (SFM) for PeachCare for Kids® Population</b>			
<b>Data Element</b>	<b>General Measure Data</b>	<b>At Least One Sealant</b>	<b>All Four Molars Sealed</b>
<b>Measurement Year</b>	2021		
<b>Data Collection Methodology (Administrative)</b>	A		
<b>Eligible Population</b>		5,138	5,138
<b>Number of Required Exclusions</b>		3	3
<b>Numerator Events by Administrative Data</b>		1,399	934
<b>Numerator Events by Supplemental Data</b>		0	0
<b>Reported Rate</b>		27.23%	18.18%

*Note: If NA is displayed in place of the rate, this indicates the denominator was too small (i.e., <30) to report a valid rate.*

**Appendix C: Department of Community Health, State of Georgia  
Validated MY 2021 Performance Measures for Peach State GF and PeachCare for Kids® Populations**

<b>Screening for Depression and Follow-Up Plan (CDF) for Georgia Families Population</b>				
<b>Data Element</b>	<b>General Measure Data</b>	<b>12–17 Years</b>	<b>18–64 Years</b>	<b>65+ Years</b>
Measurement Year	2021			
Data Collection Methodology (Administrative)	A			
Eligible Population (members with an outpatient visit during the measurement year)		194,302	180,310	33
Number of Exclusions		10,560	12,938	4
Number of Exceptions		15	25	0
Denominator (eligible population minus exclusions and exceptions)		183,727	167,347	29
Total of Numerator Events: Number of members with a positive screen for depression during an outpatient visit using a standardized tool with a follow-up plan documented - AND - Number of members with a negative screen for depression during an outpatient visit using a standardized tool		2,434	3,436	0
Reported Rate		1.32%	2.05%	NA

*Note: If NA is displayed in place of the rate, this indicates the denominator was too small (i.e., <30) to report a valid rate.*

**Appendix C: Department of Community Health, State of Georgia  
Validated MY 2021 Performance Measures for Peach State GF and PeachCare for Kids® Populations**

<b>Screening for Depression and Follow-Up Plan (CDF) for PeachCare for Kids® Population</b>			
<b>Data Element</b>	<b>General Measure Data</b>	<b>12–17 Years</b>	<b>18–64 Years</b>
Measurement Year	2021		
Data Collection Methodology (Administrative)	A		
Eligible Population (members with an outpatient visit during the measurement year)		32,300	6,363
Number of Exclusions		1,731	418
Number of Exceptions		1	2
Denominator (eligible population minus exclusions and exceptions)		30,568	5,943
Total of Numerator Events: Number of members with a positive screen for depression during an outpatient visit using a standardized tool with a follow-up plan documented - AND - Number of members with a negative screen for depression during an outpatient visit using a standardized tool		372	86
Reported Rate		1.22%	1.45%

*Note: If NA is displayed in place of the rate, this indicates the denominator was too small (i.e., <30) to report a valid rate.*



## Appendix D. HEDIS Interactive Data Submission System Data

Appendix D contains Peach State's reported IDSS data from its NCQA HEDIS Compliance Audit.

**Appendix D: Department of Community Health, State of Georgia  
HEDIS Interactive Data Submission System Data for Peach State Georgia Families**

<b>Audit Review Table</b>					
Peach State Health Plan (Org ID: 6625, Sub ID: 9227, Medicaid, Spec Area: None, Spec Proj: None, Contract Number: None)					
Measurement Year - 2021; Date & Timestamp - 6/13/2022 1:39:47 PM					
This submission is on the stage: Submission Finalized					
Measure/Data Element	Benefit Offered	Rate	Status	Audit Designation	Comment
<b>Effectiveness of Care</b>					
<b>Weight Assessment and Counseling for Nutrition and Physical Activity for Children/Adolescents (WCC)</b>					
<i>Weight Assessment and Counseling for Nutrition and Physical Activity for Children/Adolescents - BMI percentile (Total)</i>		80.29%	R	R	Reported
<i>Weight Assessment and Counseling for Nutrition and Physical Activity for Children/Adolescents - Counseling for Nutrition (Total)</i>		72.02%	R	R	Reported
<i>Weight Assessment and Counseling for Nutrition and Physical Activity for Children/Adolescents - Counseling for Physical Activity (Total)</i>		68.61%	R	R	Reported
<b>Childhood Immunization Status (CIS)</b>					
<i>Childhood Immunization Status - DTaP</i>		68.13%	R	R	Reported
<i>Childhood Immunization Status - IPV</i>		84.67%	R	R	Reported
<i>Childhood Immunization Status - MMR</i>		82.73%	R	R	Reported
<i>Childhood Immunization Status - HiB</i>		81.51%	R	R	Reported
<i>Childhood Immunization Status - Hepatitis B</i>		87.83%	R	R	Reported
<i>Childhood Immunization Status - VZV</i>		81.75%	R	R	Reported
<i>Childhood Immunization Status - Pneumococcal Conjugate</i>		69.59%	R	R	Reported
<i>Childhood Immunization Status - Hepatitis A</i>		82.48%	R	R	Reported
<i>Childhood Immunization Status - Rotavirus</i>		71.78%	R	R	Reported
<i>Childhood Immunization Status - Influenza</i>		27.98%	R	R	Reported
<i>Childhood Immunization Status - Combo 3</i>		64.48%	R	R	Reported
<i>Childhood Immunization Status - Combo 7</i>		58.64%	R	R	Reported
<i>Childhood Immunization Status - Combo 10</i>		23.84%	R	R	Reported
<b>Immunizations for Adolescents (IMA)</b>					
<i>Immunizations for Adolescents - Meningococcal</i>		83.94%	R	R	Reported
<i>Immunizations for Adolescents - Tdap</i>		84.67%	R	R	Reported
<i>Immunizations for Adolescents - HPV</i>		34.06%	R	R	Reported
<i>Immunizations for Adolescents - Combination 1</i>		83.94%	R	R	Reported
<i>Immunizations for Adolescents - Combination 2</i>		34.06%	R	R	Reported
<b>Lead Screening in Children (LSC)</b>					
<i>Lead Screening in Children</i>		70.07%	R	R	Reported
<b>Breast Cancer Screening (BCS)</b>					
<i>Breast Cancer Screening</i>		48.2%	R	R	Reported
<b>Cervical Cancer Screening (CCS)</b>					

**Appendix D: Department of Community Health, State of Georgia  
HEDIS Interactive Data Submission System Data for Peach State Georgia Families**

<i>Cervical Cancer Screening</i>		58.64%	R	R	Reported
<b>Chlamydia Screening in Women (CHL)</b>					
<i>Chlamydia Screening in Women (Total)</i>		61.04%	R	R	Reported
<b>Appropriate Testing for Pharyngitis (CWP)</b>	Y				
<i>Appropriate Testing for Pharyngitis (Total)</i>		79.53%	R	R	Reported
<b>Use of Spirometry Testing in the Assessment and Diagnosis of COPD (SPR)</b>					
<i>Use of Spirometry Testing in the Assessment and Diagnosis of COPD</i>		31.13%	R	R	Reported
<b>Pharmacotherapy Management of COPD Exacerbation (PCE)</b>	Y				
<i>Pharmacotherapy Management of COPD Exacerbation - Systemic Corticosteroid</i>		72.09%	R	R	Reported
<i>Pharmacotherapy Management of COPD Exacerbation - Bronchodilator</i>		82.17%	R	R	Reported
<b>Asthma Medication Ratio (AMR)</b>	Y				
<i>Asthma Medication Ratio (Total)</i>		73.25%	R	R	Reported
<b>Controlling High Blood Pressure (CBP)</b>					
<i>Controlling High Blood Pressure</i>		41.61%	R	R	Reported
<b>Persistence of Beta-Blocker Treatment After a Heart Attack (PBH)</b>	Y				
<i>Persistence of Beta-Blocker Treatment After a Heart Attack</i>		73.49%	R	R	Reported
<b>Statin Therapy for Patients With Cardiovascular Disease (SPC)</b>	Y				
<i>Statin Therapy for Patients With Cardiovascular Disease - Received Statin Therapy (Total)</i>		81.1%	R	R	Reported
<i>Statin Therapy for Patients With Cardiovascular Disease - Statin Adherence 80% (Total)</i>		62.5%	R	R	Reported
<b>Cardiac Rehabilitation (CRE)</b>					
<i>Cardiac Rehabilitation - Initiation (Total)</i>		2.05%	R	R	Reported
<i>Cardiac Rehabilitation - Engagement1 (Total)</i>		3.28%	R	R	Reported
<i>Cardiac Rehabilitation - Engagement2 (Total)</i>		1.23%	R	R	Reported
<i>Cardiac Rehabilitation - Achievement (Total)</i>		0%	R	R	Reported
<b>Comprehensive Diabetes Care (CDC)</b>					
<i>Comprehensive Diabetes Care - HbA1c Testing</i>		77.37%	R	R	Reported
<i>Comprehensive Diabetes Care - Poor HbA1c Control</i>		58.88%	R	R	Reported
<i>Comprehensive Diabetes Care - HbA1c Control (&lt;8%)</i>		34.06%	R	R	Reported
<i>Comprehensive Diabetes Care - Eye Exams</i>		37.47%	R	R	Reported
<i>Comprehensive Diabetes Care - Blood Pressure Control (&lt;140/90)</i>		51.34%	R	R	Reported
<b>Kidney Health Evaluation for Patients With Diabetes (KED)</b>					
<i>Kidney Health Evaluation for Patients With Diabetes (Total)</i>		20.33%	R	R	Reported
<b>Statin Therapy for Patients With Diabetes (SPD)</b>	Y				

**Appendix D: Department of Community Health, State of Georgia  
HEDIS Interactive Data Submission System Data for Peach State Georgia Families**

<i>Statin Therapy for Patients With Diabetes - Received Statin Therapy</i>		51.85%	R	R	Reported
<i>Statin Therapy for Patients With Diabetes - Statin Adherence 80%</i>		52.06%	R	R	Reported
<b>Antidepressant Medication Management (AMM)</b>	Y				
<i>Antidepressant Medication Management - Effective Acute Phase Treatment</i>		61.26%	R	R	Reported
<i>Antidepressant Medication Management - Effective Continuation Phase Treatment</i>		45.42%	R	R	Reported
<b>Follow-Up Care for Children Prescribed ADHD Medication (ADD)</b>	Y				
<i>Follow-Up Care for Children Prescribed ADHD Medication - Initiation Phase</i>		43.37%	R	R	Reported
<i>Follow-Up Care for Children Prescribed ADHD Medication - Continuation and Maintenance Phase</i>		62.02%	R	R	Reported
<b>Follow-up After Hospitalization for Mental Illness (FUH)</b>	Y				
<i>Follow-Up After Hospitalization For Mental Illness - 30 days (Total)</i>		62.77%	R	R	Reported
<i>Follow-Up After Hospitalization For Mental Illness - 7 days (Total)</i>		42.53%	R	R	Reported
<b>Follow-Up After Emergency Department Visit for Mental Illness (FUM)</b>	Y				
<i>Follow-Up After Emergency Department Visit for Mental Illness - 30 days (Total)</i>		46.72%	R	R	Reported
<i>Follow-Up After Emergency Department Visit for Mental Illness - 7 days (Total)</i>		31.8%	R	R	Reported
<b>Follow-Up After High-Intensity Care for Substance Use Disorder (FUI)</b>	Y				
<i>Follow-Up After High-Intensity Care for Substance Use Disorder - 30 days (Total)</i>		36.36%	R	R	Reported
<i>Follow-Up After High-Intensity Care for Substance Use Disorder - 7 Days (Total)</i>		24.58%	R	R	Reported
<b>Follow-Up After Emergency Department Visit for Alcohol and Other Drug Abuse or Dependence (FUA)</b>	Y				
<i>Follow-Up After Emergency Department Visit for Alcohol and Other Drug Abuse or Dependence - 30 days (Total)</i>		9.23%	R	R	Reported
<i>Follow-Up After Emergency Department Visit for Alcohol and Other Drug Abuse or Dependence - 7 days (Total)</i>		7.5%	R	R	Reported
<b>Pharmacotherapy for Opioid Use Disorder (POD)</b>	Y				
<i>Pharmacotherapy for Opioid Use Disorder (Total)</i>		45.47%	R	R	Reported
<b>Diabetes Screening for People With Schizophrenia or Bipolar Disorder Who Are Using Antipsychotic Medications (SSD)</b>	Y				
<i>Diabetes Screening for People With Schizophrenia or Bipolar Disorder Who Are Using Antipsychotic Medications</i>		77.87%	R	R	Reported
<b>Diabetes Monitoring for People With Diabetes and Schizophrenia (SMD)</b>					



**Appendix D: Department of Community Health, State of Georgia  
HEDIS Interactive Data Submission System Data for Peach State Georgia Families**

<i>Diabetes Monitoring for People With Diabetes and Schizophrenia</i>		57.94%	R	R	Reported
<b>Cardiovascular Monitoring for People With Cardiovascular Disease and Schizophrenia (SMC)</b>					
<i>Cardiovascular Monitoring for People With Cardiovascular Disease and Schizophrenia</i>		100%	NA	R	Reported
<b>Adherence to Antipsychotic Medications for Individuals With Schizophrenia (SAA)</b>	Y				
<i>Adherence to Antipsychotic Medications for Individuals With Schizophrenia</i>		36.83%	R	R	Reported
<b>Metabolic Monitoring for Children and Adolescents on Antipsychotics (APM)</b>	Y				
<i>Metabolic Monitoring for Children and Adolescents on Antipsychotics - Blood Glucose Testing (Total)</i>		46.82%	R	R	Reported
<i>Metabolic Monitoring for Children and Adolescents on Antipsychotics - Cholesterol Testing (Total)</i>		27.81%	R	R	Reported
<i>Metabolic Monitoring for Children and Adolescents on Antipsychotics - Blood Glucose and Cholesterol Testing (Total)</i>		24.56%	R	R	Reported
<b>Non-Recommended Cervical Cancer Screening in Adolescent Females (NCS)</b>					
<i>Non-Recommended Cervical Cancer Screening in Adolescent Females</i>		1.24%	R	R	Reported
<b>Appropriate Treatment for Upper Respiratory Infection (URI)</b>	Y				
<i>Appropriate Treatment for Upper Respiratory Infection (Total)</i>		89.07%	R	R	Reported
<b>Avoidance of Antibiotic Treatment for Acute Bronchitis/Bronchiolitis (AAB)</b>	Y				
<i>Avoidance of Antibiotic Treatment for Acute Bronchitis/Bronchiolitis (Total)</i>		52.56%	R	R	Reported
<b>Use of Imaging Studies for Low Back Pain (LBP)</b>					
<i>Use of Imaging Studies for Low Back Pain</i>		71.51%	R	R	Reported
<b>Use of Opioids at High Dosage (HDO)</b>	Y				
<i>Use of Opioids at High Dosage</i>		2.48%	R	R	Reported
<b>Use of Opioids From Multiple Providers (UOP)</b>	Y				
<i>Use of Opioids From Multiple Providers - Multiple Prescribers</i>		16.27%	R	R	Reported
<i>Use of Opioids From Multiple Providers - Multiple Pharmacies</i>		2.51%	R	R	Reported
<i>Use of Opioids From Multiple Providers - Multiple Prescribers and Multiple Pharmacies</i>		1.24%	R	R	Reported
<b>Risk of Continued Opioid Use (COU)</b>	Y				
<i>Risk of Continued Opioid Use - &gt;=15 Days (Total)</i>		5.53%	R	R	Reported
<i>Risk of Continued Opioid Use - &gt;=31 Days (Total)</i>		3.05%	R	R	Reported
<b>Access/Availability of Care</b>					
<b>Adults' Access to Preventive/Ambulatory Health Services (AAP)</b>					

**Appendix D: Department of Community Health, State of Georgia  
HEDIS Interactive Data Submission System Data for Peach State Georgia Families**

<i>Adults' Access to Preventive/Ambulatory Health Services (Total)</i>		69.29%	R	R	Reported
<b>Annual Dental Visit (ADV)</b>	Y				
<i>Annual Dental Visit (Total)</i>		52.88%	R	R	Reported
<b>Initiation and Engagement of Alcohol and Other Drug Abuse or Dependence Treatment (IET)</b>	Y				
<i>Initiation and Engagement of Alcohol and Other Drug Abuse or Dependence Treatment - Initiation of AOD - Alcohol Abuse or Dependence (Total)</i>		46.6%	R	R	Reported
<i>Initiation and Engagement of Alcohol and Other Drug Abuse or Dependence Treatment - Engagement of AOD - Alcohol Abuse or Dependence (Total)</i>		9.31%	R	R	Reported
<i>Initiation and Engagement of Alcohol and Other Drug Abuse or Dependence Treatment - Initiation of AOD - Opioid Abuse or Dependence (Total)</i>		61.84%	R	R	Reported
<i>Initiation and Engagement of Alcohol and Other Drug Abuse or Dependence Treatment - Engagement of AOD - Opioid Abuse or Dependence (Total)</i>		27.01%	R	R	Reported
<i>Initiation and Engagement of Alcohol and Other Drug Abuse or Dependence Treatment - Initiation of AOD - Other Drug Abuse or Dependence (Total)</i>		47.62%	R	R	Reported
<i>Initiation and Engagement of Alcohol and Other Drug Abuse or Dependence Treatment - Engagement of AOD - Other Drug Abuse or Dependence (Total)</i>		8.93%	R	R	Reported
<i>Initiation and Engagement of Alcohol and Other Drug Abuse or Dependence Treatment - Initiation of AOD - Total (Total)</i>		48.05%	R	R	Reported
<i>Initiation and Engagement of Alcohol and Other Drug Abuse or Dependence Treatment - Engagement of AOD - Total (Total)</i>		11.25%	R	R	Reported
<b>Prenatal and Postpartum Care (PPC)</b>					
<i>Prenatal and Postpartum Care - Timeliness of Prenatal Care</i>		75.18%	R	R	Reported
<i>Prenatal and Postpartum Care - Postpartum Care</i>		63.26%	R	R	Reported
<b>Use of First-Line Psychosocial Care for Children and Adolescents on Antipsychotics (APP)</b>	Y				
<i>Use of First-Line Psychosocial Care for Children and Adolescents on Antipsychotics (Total)</i>		58.61%	R	R	Reported
<b>Utilization</b>					
<b>Well-Child Visits in the First 30 Months of Life (W30)</b>					
<i>Well-Child Visits in the First 30 Months of Life (First 15 Months)</i>		60.75%	R	R	Reported
<i>Well-Child Visits in the First 30 Months of Life (15 Months-30 Months)</i>		67.77%	R	R	Reported
<b>Child and Adolescent Well-Care Visits (WCV)</b>					
<i>Child and Adolescent Well-Care Visits (Total)</i>		49.55%	R	R	Reported
<b>Frequency of Selected Procedures (FSP)</b>			R	R	Reported
<b>Ambulatory Care (AMBa)</b>			R	R	Reported

**Appendix D: Department of Community Health, State of Georgia  
HEDIS Interactive Data Submission System Data for Peach State Georgia Families**

Ambulatory Care (Dual) (AMBb)			NR	NR	Not Reported
Ambulatory Care (Disabled) (AMBc)			NR	NR	Not Reported
Ambulatory Care (Low Income) (AMBd)			NR	NR	Not Reported
Inpatient Utilization - General Hospital/Acute Care (IPUa)			R	R	Reported
Inpatient Utilization - General Hospital/Acute Care (Dual) (IPUb)			NR	NR	Not Reported
Inpatient Utilization - General Hospital/Acute Care (Disabled) (IPUc)			NR	NR	Not Reported
Inpatient Utilization - General Hospital/Acute Care (Low Income) (IPUd)			NR	NR	Not Reported
Identification of Alcohol and other Drug Services (IADa)	Y		R	R	Reported
Identification of Alcohol and Other Drug Services (Dual) (IADb)			NR	NR	Not Reported
Identification of Alcohol and Other Drug Services (Disabled) (IADc)			NR	NR	Not Reported
Identification of Alcohol and Other Drug Services (Low Income) (IADd)			NR	NR	Not Reported
Mental Health Utilization (MPTa)	Y		R	R	Reported
Mental Health Utilization (Dual) (MPTb)			NR	NR	Not Reported
Mental Health Utilization (Disabled) (MPTc)			NR	NR	Not Reported
Mental Health Utilization (Low Income) (MPTd)			NR	NR	Not Reported
Antibiotic Utilization (ABXa)	Y		R	R	Reported
Antibiotic Utilization (Dual) (ABXb)			NR	NR	Not Reported
Antibiotic Utilization (Disabled) (ABXc)			NR	NR	Not Reported
Antibiotic Utilization (Low Income) (ABXd)			NR	NR	Not Reported
<b>Risk Adjusted Utilization</b>					
Plan All-Cause Readmissions (PCR)			R	R	Reported
<b>Health Plan Descriptive Information</b>					
Enrollment by Product Line (ENPa)			R	R	Reported
Enrollment by Product Line (Dual) (ENPb)			NR	NR	Not Reported
Enrollment by Product Line (Disabled) (ENPc)			NR	NR	Not Reported
Enrollment by Product Line (Low Income) (ENPd)			NR	NR	Not Reported
Language Diversity of Membership (LDM)			R	R	Reported
Race/Ethnicity Diversity of Membership (RDM)			R	R	Reported
<b>Electronic Clinical Data Systems</b>					

**Appendix D: Department of Community Health, State of Georgia  
 HEDIS Interactive Data Submission System Data for Peach State Georgia Families**

<b>Breast Cancer Screening (BCS-E)</b>					
<i>Breast Cancer Screening</i>			NR	NR	Not Reported
<b>Follow-Up Care for Children Prescribed ADHD Medication (ADD-E)</b>					
<i>Follow-Up Care for Children Prescribed ADHD Medication - Initiation Phase</i>			NR	NR	Not Reported
<i>Follow-Up Care for Children Prescribed ADHD Medication - Continuation and Maintenance Phase</i>			NR	NR	Not Reported
<b>Depression Screening and Follow-Up for Adolescents and Adults (DSF-E)</b>					
<i>Depression Screening and Follow-Up for Adolescents and Adults - Depression Screening (Total)</i>			NR	NR	Not Reported
<i>Depression Screening and Follow-Up for Adolescents and Adults - Follow-up on Positive Screen (Total)</i>			NR	NR	Not Reported
<b>Utilization of the PHQ-9 to Monitor Depression Symptoms for Adolescents and Adults (DMS-E)</b>					
<i>Utilization of the PHQ-9 to Monitor Depression Symptoms for Adolescents and Adults - Utilization of PHQ-9-Period1 (Total)</i>			NR	NR	Not Reported
<i>Utilization of the PHQ-9 to Monitor Depression Symptoms for Adolescents and Adults - Utilization of PHQ-9-Period2 (Total)</i>			NR	NR	Not Reported
<i>Utilization of the PHQ-9 to Monitor Depression Symptoms for Adolescents and Adults - Utilization of PHQ-9-Period3 (Total)</i>			NR	NR	Not Reported
<i>Utilization of the PHQ-9 to Monitor Depression Symptoms for Adolescents and Adults - Utilization of PHQ-9-Total (Total)</i>			NR	NR	Not Reported
<b>Depression Remission or Response for Adolescents and Adults (DRR-E)</b>					
<i>Depression Remission or Response for Adolescents and Adults - Follow-up PHQ-9 (Total)</i>			NR	NR	Not Reported
<i>Depression Remission or Response for Adolescents and Adults - Depression Remission (Total)</i>			NR	NR	Not Reported
<i>Depression Remission or Response for Adolescents and Adults - Depression Response (Total)</i>			NR	NR	Not Reported
<b>Unhealthy Alcohol Use Screening and Follow-Up (ASF-E)</b>					
<i>Unhealthy Alcohol Use Screening and Follow-Up - Unhealthy Alcohol Use Screening (Total)</i>			NR	NR	Not Reported
<i>Unhealthy Alcohol Use Screening and Follow-Up - Alcohol Counseling or Other Follow-Up Care (Total)</i>			NR	NR	Not Reported
<b>Adult Immunization Status (AIS-E)</b>					
<i>Adult Immunization Status - Influenza</i>			NR	NR	Not Reported
<i>Adult Immunization Status - Td/Tdap</i>			NR	NR	Not Reported
<i>Adult Immunization Status - Zoster</i>			NR	NR	Not Reported
<b>Prenatal Immunization Status (PRS-E)</b>					
<i>Prenatal Immunization Status - Influenza</i>			NR	NR	Not Reported

**Appendix D: Department of Community Health, State of Georgia  
HEDIS Interactive Data Submission System Data for Peach State Georgia Families**

<i>Prenatal Immunization Status - Tdap</i>			NR	NR	Not Reported
<i>Prenatal Immunization Status - Combination</i>			NR	NR	Not Reported
<b>Prenatal Depression Screening and Follow-Up (PND-E)</b>					
<i>Prenatal Depression Screening and Follow-Up - Depression Screening</i>			NR	NR	Not Reported
<i>Prenatal Depression Screening and Follow-Up - Follow-Up on Positive Screen</i>			NR	NR	Not Reported
<b>Postpartum Depression Screening and Follow-Up (PDS-E)</b>					
<i>Postpartum Depression Screening and Follow-Up - Depression Screening</i>			NR	NR	Not Reported
<i>Postpartum Depression Screening and Follow-Up - Follow-Up on Positive Screen</i>			NR	NR	Not Reported

**Appendix D: Department of Community Health, State of Georgia  
HEDIS Interactive Data Submission System Data for Peach State Georgia Families**

Peach State Health Plan (Org ID: 6625, Sub ID: 9227, Medicaid, Special Area: None, Special Project: None, Contract Number: )

MeasurementYear: 2021

**Weight Assessment and Counseling for Nutrition and Physical Activity for Children/Adolescents (WCC)**

IndicatorMetric	BMIPercentile			NutritionCounseling			PhysicalActivityCounseling		
	3-11	12-17	Total	3-11	12-17	Total	3-11	12-17	Total
IndicatorKey	202501_20	202500_20	202502_20	202504_20	202503_20	202505_20	202507_20	202506_20	202508_20
CollectionMethod	H	H	H	H	H	H	H	H	H
EligiblePopulation	268639	162548	431187	268639	162548	431187	268639	162548	431187
NumeratorByAdminElig	182555	107175	289730	165386	96784	262170	145367	88057	233424
CYAR	67.96	65.93	67.19	61.56	59.54	60.80	54.11	54.17	54.14
MinReqSampleSize	411	411	411	411	411	411	411	411	411
OversampleRate	0.05	0.05	0.05	0.05	0.05	0.05	0.05	0.05	0.05
OversampleRecordsNumber	21	21	21	21	21	21	21	21	21
ExclusionValidDataErrors	0	0	0	0	0	0	0	0	0
ExclusionAdminOptional	0	0	0	0	0	0	0	0	0
ExclusionMedRecsOptional	0	0	0	0	0	0	0	0	0
ExclusionEmployeeOrDep	0	0	0	0	0	0	0	0	0
OversampleRecsAdded	0	0	0	0	0	0	0	0	0
Denominator	255	156	411	255	156	411	255	156	411
NumeratorByAdmin	171	113	284	149	102	251	134	92	226
NumeratorByMedicalRecords	28	16	44	27	17	44	26	28	54
NumeratorBySupplemental	1	1	2	1	0	1	1	1	2
Rate	78.43	83.33	80.29	69.41	76.28	72.02	63.14	77.56	68.61
AuditDesignation	R	R	R	R	R	R	R	R	R
Status	R	R	R	R	R	R	R	R	R

**Appendix D: Department of Community Health, State of Georgia  
HEDIS Interactive Data Submission System Data for Peach State Georgia Families**

Peach State Health Plan (Org ID: 6625, Sub ID: 9227, Medicaid, Special Area: None, Special Project: None, Contract Number: )

MeasurementYear: 2021

Childhood Immunization Status (CIS)

IndicatorMetric	DTaP	IPV	MMR	HIB	HepatitisB	VZV	PneumococcalConjugate	HepatitisA	Rotavirus	Influenza	Combo3	Combo7	Combo10
IndicatorKey	200725_20	200729_20	200731_20	200726_20	200728_20	200733_20	200715_20	200727_20	200732_20	200730_20	200718_20	200722_20	200716_20
CollectionMethod	H	H	H	H	H	H	H	H	H	H	H	H	H
EligiblePopulation	39353	39353	39353	39353	39353	39353	39353	39353	39353	39353	39353	39353	39353
NumeratorByAdminElig	27045	33199	32404	31886	33725	32327	27850	32048	28144	11304	24970	22420	8998
CYAR	68.72	84.36	82.34	81.03	85.70	82.15	70.77	81.44	71.52	28.72	63.45	56.97	22.86
MinReqSampleSize	411	411	411	411	411	411	411	411	411	411	411	411	411
OversampleRate	0.05	0.05	0.05	0.05	0.05	0.05	0.05	0.05	0.05	0.05	0.05	0.05	0.05
OversampleRecordsNumber	21	21	21	21	21	21	21	21	21	21	21	21	21
ExclusionValidDataErrors	0	0	0	0	0	0	0	0	0	0	0	0	0
ExclusionAdminOptional	0	0	0	0	0	0	0	0	0	0	0	0	0
ExclusionMedRecsOptional	0	0	0	0	0	0	0	0	0	0	0	0	0
ExclusionEmployeeOrDep	0	0	0	0	0	0	0	0	0	0	0	0	0
OversampleRecsAdded	0	0	0	0	0	0	0	0	0	0	0	0	0
Denominator	411	411	411	411	411	411	411	411	411	411	411	411	411
NumeratorByAdmin	211	282	322	278	216	320	223	322	233	102	154	136	57
NumeratorByMedicalRecords	3	4	2	3	12	2	4	1	7	1	8	8	4
NumeratorBySupplemental	66	62	16	54	133	14	59	16	55	12	103	97	37
Rate	68.13	84.67	82.73	81.51	87.83	81.75	69.59	82.48	71.78	27.98	64.48	58.64	23.84
AuditDesignation	R	R	R	R	R	R	R	R	R	R	R	R	R
Status	R	R	R	R	R	R	R	R	R	R	R	R	R

**Appendix D: Department of Community Health, State of Georgia  
HEDIS Interactive Data Submission System Data for Peach State Georgia Families**

Peach State Health Plan (Org ID: 6625, Sub ID: 9227, Medicaid, Special Area: None, Special Project: None,  
Contract Number: )

MeasurementYear: 2021

Immunizations for Adolescents (IMA)

<b>IndicatorMetric</b>	Meningococcal	Tdap	HPV	Combo1	Combo2
<b>IndicatorKey</b>	201710_20	201711_20	201709_20	201707_20	201708_20
<b>CollectionMethod</b>	H	H	H	H	H
<b>EligiblePopulation</b>	39625	39625	39625	39625	39625
<b>NumeratorByAdminElig</b>	33725	33741	13409	33289	13105
<b>CYAR</b>	85.11	85.15	33.84	84.01	33.07
<b>MinReqSampleSize</b>	411	411	411	411	411
<b>OversampleRate</b>	0.05	0.05	0.05	0.05	0.05
<b>OversampleRecordsNumber</b>	21	21	21	21	21
<b>ExclusionValidDataErrors</b>	0	0	0	0	0
<b>ExclusionAdminOptional</b>	0	0	0	0	0
<b>ExclusionMedRecsOptional</b>	0	0	0	0	0
<b>ExclusionEmployeeOrDep</b>	0	0	0	0	0
<b>OversampleRecsAdded</b>	0	0	0	0	0
<b>Denominator</b>	411	411	411	411	411
<b>NumeratorByAdmin</b>	312	316	127	309	126
<b>NumeratorByMedicalRecords</b>	1	0	0	0	0
<b>NumeratorBySupplemental</b>	32	32	13	36	14
<b>Rate</b>	83.94	84.67	34.06	83.94	34.06
<b>AuditDesignation</b>	R	R	R	R	R
<b>Status</b>	R	R	R	R	R



**Appendix D: Department of Community Health, State of Georgia  
HEDIS Interactive Data Submission System Data for Peach State Georgia Families**

Peach State Health Plan (Org ID: 6625, Sub ID: 9227, Medicaid,  
Special Area: None, Special Project: None, Contract Number: )  
MeasurementYear: 2021

**Lead Screening in Children (LSC)**

<b>IndicatorMetric</b>	LeadScreeningChildren
<b>IndicatorKey</b>	201858_20
<b>CollectionMethod</b>	H
<b>EligiblePopulation</b>	39354
<b>NumeratorByAdminElig</b>	27741
<b>CYAR</b>	70.49
<b>MinReqSampleSize</b>	411
<b>OversampleRate</b>	0.05
<b>OversampleRecordsNumber</b>	21
<b>ExclusionValidDataErrors</b>	0
<b>ExclusionAdminOptional</b>	0
<b>ExclusionMedRecsOptional</b>	0
<b>ExclusionEmployeeOrDep</b>	0
<b>OversampleRecsAdded</b>	0
<b>Denominator</b>	411
<b>NumeratorByAdmin</b>	275
<b>NumeratorByMedicalRecords</b>	4
<b>NumeratorBySupplemental</b>	9
<b>Rate</b>	70.07
<b>AuditDesignation</b>	R
<b>Status</b>	R

**Appendix D: Department of Community Health, State of Georgia  
HEDIS Interactive Data Submission System Data for Peach State Georgia Families**

**Peach State Health Plan (Org ID: 6625, Sub ID: 9227, Medicaid,  
Special Area: None, Special Project: None, Contract Number: )  
MeasurementYear: 2021  
Breast Cancer Screening (BCS)**

<b>IndicatorMetric</b>	BreastCancerScreening
<b>IndicatorKey</b>	200694_20
<b>EligiblePopulation</b>	2469
<b>ExclusionAdminRequired</b>	5
<b>ExclusionAdminOptional</b>	70
<b>NumeratorByAdmin</b>	1187
<b>NumeratorBySupplemental</b>	3
<b>Rate</b>	48.20
<b>AuditDesignation</b>	R
<b>Status</b>	R

**Appendix D: Department of Community Health, State of Georgia  
HEDIS Interactive Data Submission System Data for Peach State Georgia Families**

Peach State Health Plan (Org ID: 6625, Sub ID: 9227, Medicaid, Special Area: None, Special Project: None, Contract Number: )

MeasurementYear: 2021

Cervical Cancer Screening (CCS)

<b>IndicatorMetric</b>	CervicalCancerScreening
<b>IndicatorKey</b>	200701_20
<b>CollectionMethod</b>	H
<b>EligiblePopulation</b>	127497
<b>ExclusionAdminRequired</b>	95
<b>NumeratorByAdminElig</b>	70722
<b>CYAR</b>	55.47
<b>MinReqSampleSize</b>	411
<b>OversampleRate</b>	0.05
<b>OversampleRecordsNumber</b>	21
<b>ExclusionValidDataErrors</b>	0
<b>ExclusionAdminOptional</b>	1
<b>ExclusionMedRecsOptional</b>	1
<b>ExclusionEmployeeOrDep</b>	0
<b>OversampleRecsAdded</b>	2
<b>Denominator</b>	411
<b>NumeratorByAdmin</b>	217
<b>NumeratorByMedicalRecords</b>	19
<b>NumeratorBySupplemental</b>	5
<b>Rate</b>	58.64
<b>AuditDesignation</b>	R
<b>Status</b>	R

**Appendix D: Department of Community Health, State of Georgia  
HEDIS Interactive Data Submission System Data for Peach State Georgia Families**

**Peach State Health Plan (Org ID: 6625, Sub ID: 9227, Medicaid, Special Area:  
None, Special Project: None, Contract Number: )**

**MeasurementYear: 2021**

**Chlamydia Screening in Women (CHL)**

<b>IndicatorMetric</b>	<b>ChlamydiaScreening</b>		
<b>Age</b>	16-20	21-24	Total
<b>IndicatorKey</b>	200712_20	200713_20	200714_20
<b>EligiblePopulation</b>	32373	12219	44592
<b>ExclusionAdminOptional</b>	1766	471	2237
<b>NumeratorByAdmin</b>	18824	7580	26404
<b>NumeratorBySupplemental</b>	601	212	813
<b>Rate</b>	60.00	63.77	61.04
<b>AuditDesignation</b>	R	R	R
<b>Status</b>	R	R	R

**Appendix D: Department of Community Health, State of Georgia  
HEDIS Interactive Data Submission System Data for Peach State Georgia Families**

**Peach State Health Plan (Org ID: 6625, Sub ID: 9227, Medicaid, Special Area: None, Special Project: None, Contract Number: )**

**MeasurementYear: 2021**

**Appropriate Testing for Pharyngitis (CWP)**

<b>IndicatorMetric</b>	<b>AppropriatePharyngitisTesting</b>			
<b>Age</b>	3-17	18-64	65+	Total
<b>IndicatorKey</b>	210013_10	210012_10	210014_10	210015_10
<b>EligiblePopulation</b>	41334	6937	0	48271
<b>NumeratorByAdmin</b>	33951	4421	0	38372
<b>NumeratorBySupplemental</b>	15	1	0	16
<b>Rate</b>	82.17	63.75		79.53
<b>AuditDesignation</b>	R	R	R	R
<b>Status</b>	R	R	NA	R

Appendix D: Department of Community Health, State of Georgia  
HEDIS Interactive Data Submission System Data for Peach State Georgia Families

Peach State Health Plan (Org ID: 6625, Sub ID: 9227, Medicaid,  
Special Area: None, Special Project: None, Contract Number: )

MeasurementYear: 2021

Use of Spirometry Testing in the Assessment and Diagnosis of COPD  
(SPR)

<b>IndicatorMetric</b>	SpirometryTestingCOPD
<b>IndicatorKey</b>	202457_20
<b>EligiblePopulation</b>	212
<b>NumeratorByAdmin</b>	66
<b>NumeratorBySupplemental</b>	0
<b>Rate</b>	31.13
<b>AuditDesignation</b>	R
<b>Status</b>	R

**Appendix D: Department of Community Health, State of Georgia  
HEDIS Interactive Data Submission System Data for Peach State Georgia Families**

**Peach State Health Plan (Org ID: 6625, Sub ID: 9227, Medicaid, Special Area: None,  
Special Project: None, Contract Number: )**

**MeasurementYear: 2021**

**Pharmacotherapy Management of COPD Exacerbation (PCE)**

<b>IndicatorMetric</b>	SystemicCorticosteroid	Bronchodilator
<b>IndicatorKey</b>	201964_20	201963_20
<b>EligiblePopulation</b>	129	129
<b>NumeratorByAdmin</b>	93	106
<b>NumeratorBySupplemental</b>	0	0
<b>Rate</b>	72.09	82.17
<b>AuditDesignation</b>	R	R
<b>Status</b>	R	R

**Appendix D: Department of Community Health, State of Georgia  
HEDIS Interactive Data Submission System Data for Peach State Georgia Families**

Peach State Health Plan (Org ID: 6625, Sub ID: 9227, Medicaid, Special Area: None, Special Project: None,  
Contract Number: )

MeasurementYear: 2021

Asthma Medication Ratio (AMR)

<b>IndicatorMetric</b>	<b>AsthmaMedicationRatio</b>				
<b>Age</b>	5-11	12-18	19-50	51-64	Total
<b>IndicatorKey</b>	200663_20	200661_20	200662_20	200664_20	200667_20
<b>EligiblePopulation</b>	4675	4058	1440	103	10276
<b>ExclusionAdminRequired</b>	634	524	644	142	1944
<b>NumeratorByAdmin</b>	3809	2907	756	55	7527
<b>NumeratorBySupplemental</b>	0	0	0	0	0
<b>Rate</b>	81.48	71.64	52.50	53.40	73.25
<b>AuditDesignation</b>	R	R	R	R	R
<b>Status</b>	R	R	R	R	R



**Appendix D: Department of Community Health, State of Georgia  
HEDIS Interactive Data Submission System Data for Peach State Georgia Families**

Peach State Health Plan (Org ID: 6625, Sub ID: 9227,  
Medicaid, Special Area: None, Special Project: None, Contract  
Number: )

MeasurementYear: 2021

Controlling High Blood Pressure (CBP)

<b>IndicatorMetric</b>	ControlHighBP
<b>IndicatorKey</b>	200700_20
<b>CollectionMethod</b>	H
<b>EligiblePopulation</b>	15598
<b>ExclusionAdminRequired</b>	35
<b>NumeratorByAdminElig</b>	2435
<b>CYAR</b>	15.61
<b>MinReqSampleSize</b>	411
<b>OversampleRate</b>	0.1
<b>OversampleRecordsNumber</b>	42
<b>ExclusionValidDataErrors</b>	0
<b>ExclusionAdminOptional</b>	3
<b>ExclusionMedRecsOptional</b>	0
<b>ExclusionEmployeeOrDep</b>	0
<b>OversampleRecsAdded</b>	3
<b>Denominator</b>	411
<b>NumeratorByAdmin</b>	53
<b>NumeratorByMedicalRecords</b>	106
<b>NumeratorBySupplemental</b>	12
<b>Rate</b>	41.61
<b>AuditDesignation</b>	R
<b>Status</b>	R

**Appendix D: Department of Community Health, State of Georgia  
HEDIS Interactive Data Submission System Data for Peach State Georgia Families**

**Peach State Health Plan (Org ID: 6625, Sub ID: 9227, Medicaid,  
Special Area: None, Special Project: None, Contract Number: )  
MeasurementYear: 2021**

**Persistence of Beta-Blocker Treatment After a Heart Attack (PBH)**

<b>IndicatorMetric</b>	BetaBlockerPersistence
<b>IndicatorKey</b>	201962_20
<b>EligiblePopulation</b>	83
<b>ExclusionAdminOptional</b>	31
<b>NumeratorByAdmin</b>	61
<b>NumeratorBySupplemental</b>	0
<b>Rate</b>	73.49
<b>AuditDesignation</b>	R
<b>Status</b>	R

**Appendix D: Department of Community Health, State of Georgia  
HEDIS Interactive Data Submission System Data for Peach State Georgia Families**

Peach State Health Plan (Org ID: 6625, Sub ID: 9227, Medicaid, Special Area: None, Special Project: None, Contract Number: )  
MeasurementYear: 2021

**Statin Therapy for Patients With Cardiovascular Disease (SPC)**

<b>IndicatorMetric</b>	ReceivedTherapy	Adherence	ReceivedTherapy	Adherence	ReceivedTherapy	Adherence
<b>Gender</b>	M		F		F,M	
<b>IndicatorKey</b>	202449_20	202452_20	202450_20	202453_20	202451_20	202454_20
<b>EligiblePopulation</b>	129	109	236	187	365	296
<b>ExclusionAdminRequired</b>	16		37		53	
<b>NumeratorByAdmin</b>	109	74	187	111	296	185
<b>NumeratorBySupplemental</b>	0	0	0	0	0	0
<b>Rate</b>	84.50	67.89	79.24	59.36	81.10	62.50
<b>AuditDesignation</b>	R	R	R	R	R	R
<b>Status</b>	R	R	R	R	R	R

**Appendix D: Department of Community Health, State of Georgia  
HEDIS Interactive Data Submission System Data for Peach State Georgia Families**

Peach State Health Plan (Org ID: 6625, Sub ID: 9227, Medicaid, Special Area: None, Special Project: None, Contract Number: )

MeasurementYear: 2021

Cardiac Rehabilitation (CRE)

IndicatorMetric	Initiation	Engagement1	Engagement2	Achievement	Initiation	Engagement1	Engagement2	Achievement	Initiation	Engagement1	Engagement2	Achievement
<b>Age</b>	18-64				65+				Total			
<b>IndicatorKey</b>	210081_10	210075_10	210078_10	210072_10	210082_10	210076_10	210079_10	210073_10	210083_10	210077_10	210080_10	210074_10
<b>EligiblePopulation</b>	244	244	244	244	0	0	0	0	244	244	244	244
<b>ExclusionAdminRequired</b>	26	26	26	26	0	0	0	0	26	26	26	26
<b>NumeratorByAdmin</b>	5	8	3	0	0	0	0	0	5	8	3	0
<b>NumeratorBySupplemental</b>	0	0	0	0	0	0	0	0	0	0	0	0
<b>Rate</b>	2.05	3.28	1.23	0.00					2.05	3.28	1.23	0.00
<b>AuditDesignation</b>	R	R	R	R	R	R	R	R	R	R	R	R
<b>Status</b>	R	R	R	R	NA	NA	NA	NA	R	R	R	R

**Appendix D: Department of Community Health, State of Georgia  
HEDIS Interactive Data Submission System Data for Peach State Georgia Families**

Peach State Health Plan (Org ID: 6625, Sub ID: 9227, Medicaid, Special Area: None, Special Project: None, Contract Number: )

MeasurementYear: 2021

Comprehensive Diabetes Care (CDC)

<b>IndicatorMetric</b>	HbA1cTesting	PoorHbA1cControl	AdequateHbA1cControl	EyeExams	BPUnder140Over90
<b>IndicatorKey</b>	200708_20	200711_20	200707_20	200705_20	200704_20
<b>CollectionMethod</b>	H	H	H	H	H
<b>EligiblePopulation</b>	9395	9395	9395	9395	9395
<b>ExclusionAdminRequired</b>	26	26	26	26	26
<b>NumeratorByAdminElig</b>	6597	6913	2112	3003	1514
<b>CYAR</b>	70.22	73.58	22.48	31.96	16.11
<b>MinReqSampleSize</b>	411	411	411	411	411
<b>OversampleRate</b>	0.1	0.1	0.1	0.1	0.1
<b>OversampleRecordsNumber</b>	42	42	42	42	42
<b>ExclusionValidDataErrors</b>	0	0	0	0	0
<b>ExclusionAdminOptional</b>	1	1	1	1	1
<b>ExclusionMedRecsOptional</b>	0	0	0	0	0
<b>ExclusionEmployeeOrDep</b>	0	0	0	0	0
<b>OversampleRecsAdded</b>	0	0	0	0	0
<b>Denominator</b>	411	411	411	411	411
<b>NumeratorByAdmin</b>	303	168	19	138	38
<b>NumeratorByMedicalRecords</b>	15	60	92	9	170
<b>NumeratorBySupplemental</b>	0	14	29	7	3
<b>Rate</b>	77.37	58.88	34.06	37.47	51.34
<b>AuditDesignation</b>	R	R	R	R	R
<b>Status</b>	R	R	R	R	R

**Appendix D: Department of Community Health, State of Georgia  
HEDIS Interactive Data Submission System Data for Peach State Georgia Families**

**Peach State Health Plan (Org ID: 6625, Sub ID: 9227, Medicaid, Special Area: None, Special Project: None, Contract Number: )**

**MeasurementYear: 2021**

**Kidney Health Evaluation for Patients With Diabetes (KED)**

<b>IndicatorMetric</b>	<b>KidneyHealthEvaluation</b>			
	<b>18-64</b>	<b>65-74</b>	<b>75-85</b>	<b>Total</b>
<b>IndicatorKey</b>	210084_10	210085_10	210086_10	210087_10
<b>EligiblePopulation</b>	8611	2	1	8614
<b>ExclusionAdminRequired</b>	134	1	0	135
<b>ExclusionAdminOptional</b>	670	0	0	670
<b>NumeratorByAdmin</b>	699	0	0	699
<b>NumeratorBySupplemental</b>	1051	1	0	1052
<b>Rate</b>	20.32	50.00	0.00	20.33
<b>AuditDesignation</b>	R	R	R	R
<b>Status</b>	R	NA	NA	R

**Appendix D: Department of Community Health, State of Georgia  
HEDIS Interactive Data Submission System Data for Peach State Georgia Families**

**Peach State Health Plan (Org ID: 6625, Sub ID: 9227, Medicaid, Special Area: None, Special Project: None, Contract Number: )**

**MeasurementYear: 2021**

**Statin Therapy for Patients With Diabetes (SPD)**

<b>IndicatorMetric</b>	ReceivedTherapy	Adherence
<b>IndicatorKey</b>	202455_20	202456_20
<b>EligiblePopulation</b>	2808	1456
<b>ExclusionAdminRequired</b>	623	
<b>NumeratorByAdmin</b>	1456	758
<b>NumeratorBySupplemental</b>	0	0
<b>Rate</b>	51.85	52.06
<b>AuditDesignation</b>	R	R
<b>Status</b>	R	R

**Appendix D: Department of Community Health, State of Georgia  
HEDIS Interactive Data Submission System Data for Peach State Georgia Families**

Peach State Health Plan (Org ID: 6625, Sub ID: 9227, Medicaid,  
Special Area: None, Special Project: None, Contract Number: )  
MeasurementYear: 2021

**Antidepressant Medication Management (AMM)**

<b>IndicatorMetric</b>	Acute	Continuation
<b>IndicatorKey</b>	200659_20	200660_20
<b>EligiblePopulation</b>	5999	5999
<b>ExclusionAdminRequired</b>	12342	12342
<b>NumeratorByAdmin</b>	3675	2725
<b>NumeratorBySupplemental</b>	0	0
<b>Rate</b>	61.26	45.42
<b>AuditDesignation</b>	R	R
<b>Status</b>	R	R



**Appendix D: Department of Community Health, State of Georgia  
HEDIS Interactive Data Submission System Data for Peach State Georgia Families**

Peach State Health Plan (Org ID: 6625, Sub ID: 9227, Medicaid,  
Special Area: None, Special Project: None, Contract Number: )  
MeasurementYear: 2021

**Follow-Up Care for Children Prescribed ADHD Medication (ADD)**

<b>IndicatorMetric</b>	Initiation	Continuation
<b>IndicatorKey</b>	200631_20	200630_20
<b>EligiblePopulation</b>	11500	1464
<b>ExclusionAdminOptional</b>	7	1
<b>NumeratorByAdmin</b>	4986	908
<b>NumeratorBySupplemental</b>	2	0
<b>Rate</b>	43.37	62.02
<b>AuditDesignation</b>	R	R
<b>Status</b>	R	R

**Appendix D: Department of Community Health, State of Georgia  
 HEDIS Interactive Data Submission System Data for Peach State Georgia Families**

Peach State Health Plan (Org ID: 6625, Sub ID: 9227, Medicaid, Special Area: None, Special Project: None, Contract Number: )

MeasurementYear: 2021

Follow-up After Hospitalization for Mental Illness (FUH)

<b>IndicatorMetric</b>	FollowUp30Day	FollowUp7Day	FollowUp30Day	FollowUp7Day	FollowUp30Day	FollowUp7Day	FollowUp30Day	FollowUp7Day
<b>Age</b>	6-17		18-64		65+		Total	
<b>IndicatorKey</b>	203481_10	203484_10	203479_10	203482_10	203480_10	203483_10	201179_20	201180_20
<b>EligiblePopulation</b>	3470	3470	1585	1585	0	0	5055	5055
<b>NumeratorByAdmin</b>	2424	1663	747	485	0	0	3171	2148
<b>NumeratorBySupplemental</b>	1	1	1	1	0	0	2	2
<b>Rate</b>	69.88	47.95	47.19	30.66			62.77	42.53
<b>AuditDesignation</b>	R	R	R	R	R	R	R	R
<b>Status</b>	R	R	R	R	NA	NA	R	R

**Appendix D: Department of Community Health, State of Georgia  
 HEDIS Interactive Data Submission System Data for Peach State Georgia Families**

Peach State Health Plan (Org ID: 6625, Sub ID: 9227, Medicaid, Special Area: None, Special Project: None, Contract Number: )

MeasurementYear: 2021

**Follow-Up After Emergency Department Visit for Mental Illness (FUM)**

<b>IndicatorMetric</b>	FollowUp30Day	FollowUp7Day	FollowUp30Day	FollowUp7Day	FollowUp30Day	FollowUp7Day	FollowUp30Day	FollowUp7Day
<b>Age</b>	6-17		18-64		65+		Total	
<b>IndicatorKey</b>	203487_10	203490_10	203485_10	203488_10	203486_10	203489_10	201181_20	201182_20
<b>EligiblePopulation</b>	747	747	627	627	0	0	1374	1374
<b>NumeratorByAdmin</b>	413	281	228	156	0	0	641	437
<b>NumeratorBySupplemental</b>	0	0	1	0	0	0	1	0
<b>Rate</b>	55.29	37.62	36.52	24.88			46.72	31.80
<b>AuditDesignation</b>	R	R	R	R	R	R	R	R
<b>Status</b>	R	R	R	R	NA	NA	R	R

**Appendix D: Department of Community Health, State of Georgia  
HEDIS Interactive Data Submission System Data for Peach State Georgia Families**

Peach State Health Plan (Org ID: 6625, Sub ID: 9227, Medicaid, Special Area: None, Special Project: None, Contract Number: )

MeasurementYear: 2021

Follow-Up After High-Intensity Care for Substance Use Disorder (FUI)

<b>IndicatorMetric</b>	FollowUp30Day	FollowUp7Day	FollowUp30Day	FollowUp7Day	FollowUp30Day	FollowUp7Day	FollowUp30Day	FollowUp7Day
<b>Age</b>	13-17		18-64		65+		Total	
<b>IndicatorKey</b>	210017_10	210021_10	210018_10	210022_10	210019_10	210023_10	210016_10	210020_10
<b>EligiblePopulation</b>	13	13	284	284	0	0	297	297
<b>NumeratorByAdmin</b>	2	1	106	72	0	0	108	73
<b>NumeratorBySupplemental</b>	0	0	0	0	0	0	0	0
<b>Rate</b>	15.38	7.69	37.32	25.35			36.36	24.58
<b>AuditDesignation</b>	R	R	R	R	R	R	R	R
<b>Status</b>	NA	NA	R	R	NA	NA	R	R

**Appendix D: Department of Community Health, State of Georgia  
HEDIS Interactive Data Submission System Data for Peach State Georgia Families**

Peach State Health Plan (Org ID: 6625, Sub ID: 9227, Medicaid, Special Area: None, Special Project: None, Contract Number: )

MeasurementYear: 2021

**Follow-Up After Emergency Department Visit for Alcohol and Other Drug Abuse or Dependence (FUA)**

<b>IndicatorMetric</b>	FollowUp30Day	FollowUp7Day	FollowUp30Day	FollowUp7Day	FollowUp30Day	FollowUp7Day
<b>Age</b>	13-17		18+		Total	
<b>IndicatorKey</b>	201173_20	201178_20	201174_20	201176_20	201175_20	201177_20
<b>EligiblePopulation</b>	164	164	876	876	1040	1040
<b>NumeratorByAdmin</b>	4	2	92	76	96	78
<b>NumeratorBySupplemental</b>	0	0	0	0	0	0
<b>Rate</b>	2.44	1.22	10.50	8.68	9.23	7.50
<b>AuditDesignation</b>	R	R	R	R	R	R
<b>Status</b>	R	R	R	R	R	R

**Appendix D: Department of Community Health, State of Georgia  
HEDIS Interactive Data Submission System Data for Peach State Georgia Families**

**Peach State Health Plan (Org ID: 6625, Sub ID: 9227, Medicaid, Special Area:  
None, Special Project: None, Contract Number: )**

**MeasurementYear: 2021**

**Pharmacotherapy for Opioid Use Disorder (POD)**

<b>IndicatorMetric</b>	PharmacotherapyOpioidUseDisorder		
<b>Age</b>	16-64	65+	Total
<b>IndicatorKey</b>	210065_10	210066_10	210067_10
<b>EligiblePopulation</b>	651	0	651
<b>NumeratorByAdmin</b>	295	0	295
<b>NumeratorBySupplemental</b>	1	0	1
<b>Rate</b>	45.47		45.47
<b>AuditDesignation</b>	R	R	R
<b>Status</b>	R	NA	R

**Appendix D: Department of Community Health, State of Georgia  
 HEDIS Interactive Data Submission System Data for Peach State Georgia Families**

**Peach State Health Plan (Org ID: 6625, Sub ID: 9227, Medicaid, Special Area: None, Special Project: None, Contract Number: )**

**MeasurementYear: 2021**

**Diabetes Screening for People With Schizophrenia or Bipolar Disorder Who Are Using Antipsychotic Medications (SSD)**

<b>IndicatorMetric</b>	DiabetesScreeningSchizophreniaUsingAntipsychotics
<b>IndicatorKey</b>	202458_20
<b>EligiblePopulation</b>	2409
<b>ExclusionAdminRequired</b>	2101
<b>NumeratorByAdmin</b>	1869
<b>NumeratorBySupplemental</b>	7
<b>Rate</b>	77.87
<b>AuditDesignation</b>	R
<b>Status</b>	R

Appendix D: Department of Community Health, State of Georgia  
HEDIS Interactive Data Submission System Data for Peach State Georgia Families

Peach State Health Plan (Org ID: 6625, Sub ID: 9227, Medicaid, Special Area:  
None, Special Project: None, Contract Number: )

MeasurementYear: 2021

Diabetes Monitoring for People With Diabetes and Schizophrenia (SMD)

<b>IndicatorMetric</b>	DiabetesMonitoringSchizophrenia
<b>IndicatorKey</b>	202448_20
<b>EligiblePopulation</b>	107
<b>ExclusionAdminOptional</b>	2
<b>NumeratorByAdmin</b>	61
<b>NumeratorBySupplemental</b>	1
<b>Rate</b>	57.94
<b>AuditDesignation</b>	R
<b>Status</b>	R



Appendix D: Department of Community Health, State of Georgia  
HEDIS Interactive Data Submission System Data for Peach State Georgia Families

Peach State Health Plan (Org ID: 6625, Sub ID: 9227, Medicaid, Special Area: None,  
Special Project: None, Contract Number: )

MeasurementYear: 2021

Cardiovascular Monitoring for People With Cardiovascular Disease and  
Schizophrenia (SMC)

<b>IndicatorMetric</b>	CardiovascularMonitoringSchizophrenia
<b>IndicatorKey</b>	202447_20
<b>EligiblePopulation</b>	2
<b>NumeratorByAdmin</b>	1
<b>NumeratorBySupplemental</b>	1
<b>Rate</b>	100.00
<b>AuditDesignation</b>	R
<b>Status</b>	NA

**Appendix D: Department of Community Health, State of Georgia  
HEDIS Interactive Data Submission System Data for Peach State Georgia Families**

Peach State Health Plan (Org ID: 6625, Sub ID: 9227, Medicaid, Special Area: None,  
Special Project: None, Contract Number: )

MeasurementYear: 2021

**Adherence to Antipsychotic Medications for Individuals With Schizophrenia (SAA)**

<b>IndicatorMetric</b>	AdherenceAntipsychoticsSchizophrenia
<b>IndicatorKey</b>	202446_20
<b>EligiblePopulation</b>	486
<b>ExclusionAdminRequired</b>	300
<b>NumeratorByAdmin</b>	179
<b>NumeratorBySupplemental</b>	0
<b>Rate</b>	36.83
<b>AuditDesignation</b>	R
<b>Status</b>	R

**Appendix D: Department of Community Health, State of Georgia  
HEDIS Interactive Data Submission System Data for Peach State Georgia Families**

Peach State Health Plan (Org ID: 6625, Sub ID: 9227, Medicaid, Special Area: None, Special Project: None, Contract Number: )

MeasurementYear: 2021

Metabolic Monitoring for Children and Adolescents on Antipsychotics (APM)

IndicatorMetric	BloodGlucoseTesting	CholesterolTesting	BloodGlucoseCholesterolTesting	BloodGlucoseTesting	CholesterolTesting	BloodGlucoseCholesterolTesting	BloodGlucoseTesting	CholesterolTesting	BloodGlucoseCholesterolTesting
<b>Age</b>	1-11			12-17			Total		
<b>IndicatorKey</b>	210005_10	210009_10	210007_10	210006_10	210010_10	200674_20	210004_10	210008_10	200676_20
<b>EligiblePopulation</b>	1363	1363	1363	2571	2571	2571	3934	3934	3934
<b>NumeratorByAdmin</b>	446	319	273	1387	741	672	1833	1060	945
<b>NumeratorBySupplemental</b>	2	1	1	7	33	20	9	34	21
<b>Rate</b>	32.87	23.48	20.10	54.22	30.11	26.92	46.82	27.81	24.56
<b>AuditDesignation</b>	R	R	R	R	R	R	R	R	R
<b>Status</b>	R	R	R	R	R	R	R	R	R

Appendix D: Department of Community Health, State of Georgia  
HEDIS Interactive Data Submission System Data for Peach State Georgia Families

Peach State Health Plan (Org ID: 6625, Sub ID: 9227, Medicaid, Special Area: None,  
Special Project: None, Contract Number: )

MeasurementYear: 2021

**Non-Recommended Cervical Cancer Screening in Adolescent Females (NCS)**

<b>IndicatorMetric</b>	NonRecommendedCervicalCancerScreening
<b>IndicatorKey</b>	201957_20
<b>EligiblePopulation</b>	69874
<b>ExclusionAdminRequired</b>	390
<b>NumeratorByAdmin</b>	866
<b>Rate</b>	1.24
<b>AuditDesignation</b>	R
<b>Status</b>	R

**Appendix D: Department of Community Health, State of Georgia  
HEDIS Interactive Data Submission System Data for Peach State Georgia Families**

**Peach State Health Plan (Org ID: 6625, Sub ID: 9227, Medicaid, Special Area:  
None, Special Project: None, Contract Number: )**

**MeasurementYear: 2021**

**Appropriate Treatment for Upper Respiratory Infection (URI)**

<b>IndicatorMetric</b>	<b>AppropriateURITreatment</b>			
<b>Age</b>	3m-17	18-64	65+	Total
<b>IndicatorKey</b>	210070_10	210069_10	210071_10	210068_10
<b>EligiblePopulation</b>	88943	7512	1	96456
<b>NumeratorByAdmin</b>	8404	2141	0	10545
<b>Rate</b>	90.55	71.50	100.00	89.07
<b>AuditDesignation</b>	R	R	R	R
<b>Status</b>	R	R	NA	R

**Appendix D: Department of Community Health, State of Georgia  
HEDIS Interactive Data Submission System Data for Peach State Georgia Families**

**Peach State Health Plan (Org ID: 6625, Sub ID: 9227, Medicaid, Special Area:  
None, Special Project: None, Contract Number: )**

**MeasurementYear: 2021**

**Avoidance of Antibiotic Treatment for Acute Bronchitis/Bronchiolitis (AAB)**

<b>IndicatorMetric</b>	AvoidanceAntibioticTreatment			
<b>Age</b>	3m-17	18-64	65+	Total
<b>IndicatorKey</b>	210002_10	210001_10	210003_10	210000_10
<b>EligiblePopulation</b>	12197	2340	2	14539
<b>NumeratorByAdmin</b>	5381	1514	2	6897
<b>Rate</b>	55.88	35.30	0.00	52.56
<b>AuditDesignation</b>	R	R	R	R
<b>Status</b>	R	R	NA	R

Appendix D: Department of Community Health, State of Georgia  
HEDIS Interactive Data Submission System Data for Peach State Georgia Families

Peach State Health Plan (Org ID: 6625, Sub ID: 9227,  
Medicaid, Special Area: None, Special Project: None,  
Contract Number: )

MeasurementYear: 2021

Use of Imaging Studies for Low Back Pain (LBP)

<b>IndicatorMetric</b>	LowBackPainImaging
<b>IndicatorKey</b>	201818_20
<b>EligiblePopulation</b>	5508
<b>ExclusionAdminRequired</b>	1324
<b>NumeratorByAdmin</b>	1569
<b>Rate</b>	71.51
<b>AuditDesignation</b>	R
<b>Status</b>	R

Appendix D: Department of Community Health, State of Georgia  
HEDIS Interactive Data Submission System Data for Peach State Georgia Families

Peach State Health Plan (Org ID: 6625, Sub ID: 9227, Medicaid,  
Special Area: None, Special Project: None, Contract Number: )  
MeasurementYear: 2021

Use of Opioids at High Dosage (HDO)

<b>IndicatorMetric</b>	OpioidUseHighDosage
<b>IndicatorKey</b>	202527_10
<b>EligiblePopulation</b>	6762
<b>ExclusionAdminRequired</b>	503
<b>NumeratorByAdmin</b>	168
<b>Rate</b>	2.48
<b>AuditDesignation</b>	R
<b>Status</b>	R



**Appendix D: Department of Community Health, State of Georgia  
HEDIS Interactive Data Submission System Data for Peach State Georgia Families**

**Peach State Health Plan (Org ID: 6625, Sub ID: 9227, Medicaid, Special Area: None, Special Project: None, Contract Number: )**

**MeasurementYear: 2021**

**Use of Opioids From Multiple Providers (UOP)**

<b>IndicatorMetric</b>	MultiplePrescribers	MultiplePharmacies	MultiplePrescribersMultiplePharmacies
<b>IndicatorKey</b>	202529_10	202528_10	202530_10
<b>EligiblePopulation</b>	7417	7417	7417
<b>NumeratorByAdmin</b>	1207	186	92
<b>Rate</b>	16.27	2.51	1.24
<b>AuditDesignation</b>	R	R	R
<b>Status</b>	R	R	R

**Appendix D: Department of Community Health, State of Georgia  
HEDIS Interactive Data Submission System Data for Peach State Georgia Families**

Peach State Health Plan (Org ID: 6625, Sub ID: 9227, Medicaid, Special Area: None, Special Project: None, Contract Number: )

MeasurementYear: 2021

Risk of Continued Opioid Use (COU)

<b>IndicatorMetric</b>	Covered15OrMoreDays	Covered31OrMoreDays	Covered15OrMoreDays	Covered31OrMoreDays	Covered15OrMoreDays	Covered31OrMoreDays
<b>Age</b>	18-64		65+		Total	
<b>IndicatorKey</b>	203434_10	203437_10	203435_10	203438_10	203436_10	203439_10
<b>EligiblePopulation</b>	32198	32198	1	1	32199	32199
<b>ExclusionAdminRequired</b>	782	782	1	1	783	783
<b>NumeratorByAdmin</b>	1781	983	0	0	1781	983
<b>Rate</b>	5.53	3.05	0.00	0.00	5.53	3.05
<b>AuditDesignation</b>	R	R	R	R	R	R
<b>Status</b>	R	R	NA	NA	R	R

**Appendix D: Department of Community Health, State of Georgia  
HEDIS Interactive Data Submission System Data for Peach State Georgia Families**

**Peach State Health Plan (Org ID: 6625, Sub ID: 9227, Medicaid, Special Area:  
None, Special Project: None, Contract Number: )**

**MeasurementYear: 2021**

**Adults' Access to Preventive/Ambulatory Health Services (AAP)**

<b>IndicatorMetric</b>	AdultAccessPreventiveCare			
<b>Age</b>	20-44	45-64	65+	Total
<b>IndicatorKey</b>	200001_20	200002_20	200003_20	200004_20
<b>EligiblePopulation</b>	151483	16562	30	168075
<b>NumeratorByAdmin</b>	103903	12536	19	116458
<b>Rate</b>	68.59	75.69	63.33	69.29
<b>AuditDesignation</b>	R	R	R	R
<b>Status</b>	R	R	R	R

**Appendix D: Department of Community Health, State of Georgia  
HEDIS Interactive Data Submission System Data for Peach State Georgia Families**

**Peach State Health Plan (Org ID: 6625, Sub ID: 9227, Medicaid, Special Area: None, Special Project: None, Contract Number: )**

**MeasurementYear: 2021**

**Annual Dental Visit (ADV)**

<b>IndicatorMetric</b>	AnnualDentalVisit						
<b>Age</b>	2-3	4-6	7-10	11-14	15-18	19-20	Total
<b>IndicatorKey</b>	200635_20	200636_20	200637_20	200632_20	200633_20	200634_20	200638_20
<b>EligiblePopulation</b>	78552	119534	155902	159171	137476	37974	688609
<b>NumeratorByAdmin</b>	26717	72877	98216	91226	65475	9615	364126
<b>Rate</b>	34.01	60.97	63.00	57.31	47.63	25.32	52.88
<b>AuditDesignation</b>	R	R	R	R	R	R	R
<b>Status</b>	R	R	R	R	R	R	R

## Appendix D: Department of Community Health, State of Georgia HEDIS Interactive Data Submission System Data for Peach State Georgia Families

Peach State Health Plan (Org ID: 6625, Sub ID: 9227, Medicaid, Special Area: None, Special Project: None, Contract Number: )  
MeasurementYear: 2021

**Initiation and Engagement of Alcohol and Other Drug Abuse or Dependence Treatment (IET)**

IndicatorMetric	Initiation	Engagement	Initiation	Engagement	Initiation	Engagement	Initiation	Engagement	Initiation	Engagement	Initiation	Engagement	Initiation	Engagement	Initiation	Engagement	Initiation	Engagement	Initiation	Engagement	Initiation	Engagement	Initiation	Engagement
<b>Age</b>	13-17								18+								Total							
<b>Drug</b>	Alcohol		Opioid		Other		Total		Alcohol		Opioid		Other		Total		Alcohol		Opioid		Other		Total	
<b>IndicatorKey</b>	203288_10	203279_10	203289_10	203280_10	203290_10	203281_10	201452_20	201449_20	203291_10	203282_10	203292_10	203283_10	203293_10	203284_10	201453_20	201450_20	203294_10	203285_10	203295_10	203286_10	203296_10	203287_10	201454_20	201451_20
<b>EligiblePopulation</b>	131	131	14	14	778	778	868	868	1470	1470	856	856	3556	3556	5380	5380	1601	1601	870	870	4334	4334	6248	6248
<b>NumeratorByAdmin</b>	71	10	8	2	396	71	434	78	675	139	530	233	1668	316	2568	625	746	149	538	235	2064	387	3002	703
<b>Rate</b>	54.20	7.63	57.14	14.29	50.90	9.13	50.00	8.99	45.92	9.46	61.92	27.22	46.91	8.89	47.73	11.62	46.60	9.31	61.84	27.01	47.62	8.93	48.05	11.25
<b>AuditDesignation</b>	R	R	R	R	R	R	R	R	R	R	R	R	R	R	R	R	R	R	R	R	R	R	R	R
<b>Status</b>	R	R	NA	NA	R	R	R	R	R	R	R	R	R	R	R	R	R	R	R	R	R	R	R	R

**Appendix D: Department of Community Health, State of Georgia  
HEDIS Interactive Data Submission System Data for Peach State Georgia Families**

Peach State Health Plan (Org ID: 6625, Sub ID: 9227, Medicaid, Special Area: None,  
Special Project: None, Contract Number: )

MeasurementYear: 2021

Prenatal and Postpartum Care (PPC)

<b>IndicatorMetric</b>	TimelinessPrenatalCare	PostpartumCare
<b>IndicatorKey</b>	202142_20	202141_20
<b>CollectionMethod</b>	H	H
<b>EligiblePopulation</b>	26017	26017
<b>NumeratorByAdminElig</b>	14860	11684
<b>CYAR</b>	57.12	44.91
<b>MinReqSampleSize</b>	411	411
<b>OversampleRate</b>	0.05	0.05
<b>OversampleRecordsNumber</b>	21	21
<b>ExclusionValidDataErrors</b>	1	1
<b>ExclusionEmployeeOrDep</b>	0	0
<b>OversampleRecsAdded</b>	1	1
<b>Denominator</b>	411	411
<b>NumeratorByAdmin</b>	235	185
<b>NumeratorByMedicalRecords</b>	74	75
<b>Rate</b>	75.18	63.26
<b>AuditDesignation</b>	R	R
<b>Status</b>	R	R

**Appendix D: Department of Community Health, State of Georgia  
HEDIS Interactive Data Submission System Data for Peach State Georgia Families**

**Peach State Health Plan (Org ID: 6625, Sub ID: 9227, Medicaid, Special Area:  
None, Special Project: None, Contract Number: )  
MeasurementYear: 2021**

**Use of First-Line Psychosocial Care for Children and Adolescents on  
Antipsychotics (APP)**

<b>IndicatorMetric</b>	<b>PsychosocialCareAntipsychotics</b>		
<b>Age</b>	1-11	12-17	Total
<b>IndicatorKey</b>	210011_10	200678_20	200680_20
<b>EligiblePopulation</b>	677	1128	1805
<b>ExclusionAdminRequired</b>	243	719	962
<b>NumeratorByAdmin</b>	381	677	1058
<b>Rate</b>	56.28	60.02	58.61
<b>AuditDesignation</b>	R	R	R
<b>Status</b>	R	R	R

**Appendix D: Department of Community Health, State of Georgia  
HEDIS Interactive Data Submission System Data for Peach State Georgia Families**

**Peach State Health Plan (Org ID: 6625, Sub ID: 9227, Medicaid, Special Area:  
None, Special Project: None, Contract Number: )**

**MeasurementYear: 2021**

**Well-Child Visits in the First 30 Months of Life (W30)**

<b>IndicatorMetric</b>	Age15Months	Age15To30Months
<b>IndicatorKey</b>	202498_20	210089_10
<b>EligiblePopulation</b>	35014	34489
<b>NumeratorByAdmin</b>	20423	23245
<b>NumeratorBySupplemental</b>	848	129
<b>Rate</b>	60.75	67.77
<b>AuditDesignation</b>	R	R
<b>Status</b>	R	R



**Appendix D: Department of Community Health, State of Georgia  
HEDIS Interactive Data Submission System Data for Peach State Georgia Families**

**Peach State Health Plan (Org ID: 6625, Sub ID: 9227, Medicaid, Special Area: None, Special Project: None, Contract Number: )**

**MeasurementYear: 2021**

**Child and Adolescent Well-Care Visits (WCV)**

<b>IndicatorMetric</b>	ChildAdolescentWellVisits			
<b>Age</b>	3-11	12-17	18-21	Total
<b>IndicatorKey</b>	210093_10	210091_10	210092_10	210094_10
<b>EligiblePopulation</b>	351640	227485	72892	652017
<b>NumeratorByAdmin</b>	191841	112163	17759	321763
<b>NumeratorBySupplemental</b>	562	627	113	1302
<b>Rate</b>	54.72	49.58	24.52	49.55
<b>AuditDesignation</b>	R	R	R	R
<b>Status</b>	R	R	R	R

## Appendix D: Department of Community Health, State of Georgia HEDIS Interactive Data Submission System Data for Peach State Georgia Families

Peach State Health Plan (Org ID: 6625, Sub ID: 9227, Medicaid, Special Area: None, Special Project: None, Contract Number: )

MeasurementYear: 2021

Frequency of Selected Procedures (FSP)

Category	BariatricWeightLossSurgery						Tonsillectomy		HysterectomyAbdominal		HysterectomyVaginal		CholecystectomyOpen			CholecystectomyLaparoscopic			BackSurgery				Mastectomy		Lumpectomy	
Age	0-19		20-44		45-64		0-9	10-19	15-44	45-64	15-44	45-64	15-44	30-64	45-64	15-44	30-64	45-64	20-44		45-64		15-44	45-64	15-44	45-64
Gender	M	F	M	F	M	F	M+F		F		F		M		F		M		F		M	F	M	F	M	F
IndicatorKey	201043_20	201035_20	201044_20	201036_20	201045_20	201037_20	201155_20	201156_20	201113_20	201114_20	201120_20	201121_20	201083_20	201090_20	201084_20	201096_20	201103_20	201097_20	201028_20	201021_20	201029_20	201022_20	201130_20	201131_20	201123_20	201124_20
MemberMonths	4701947	4666181	165980	1741430	44599	160751	4908259	4459873	2731297	160751	2731297	160751	2731297	138731	160751	2731297	138731	160751	165980	1741430	44599	160751	2731297	160751	2731297	160751
ProcedureCount	4	14	5	285	3	46	1772	708	199	35	160	23	18	1	1	1178	38	71	32	161	21	68	90	96	221	90
Rate	0.00	0.00	0.03	0.16	0.07	0.29	0.36	0.16	0.07	0.22	0.06	0.14	0.01	0.01	0.01	0.43	0.27	0.44	0.19	0.09	0.47	0.42	0.03	0.60	0.08	0.56
AuditDesignation	R	R	R	R	R	R	R	R	R	R	R	R	R	R	R	R	R	R	R	R	R	R	R	R	R	R
Status	R	R	R	R	R	R	R	R	R	R	R	R	R	R	R	R	R	R	R	R	R	R	R	R	R	R

## Appendix D: Department of Community Health, State of Georgia HEDIS Interactive Data Submission System Data for Peach State Georgia Families

Peach State Health Plan (Org ID: 6625, Sub ID: 9227, Medicaid, Special Area: None, Special Project: None, Contract Number: )  
MeasurementYear: 2021

**Ambulatory Care (AMBa)**

Category	Outpatient	ED	Outpatient	ED	Outpatient	ED	Outpatient	ED	Outpatient	ED	Outpatient	ED	Outpatient	ED	Outpatient	ED	Outpatient	ED	Outpatient	ED
<b>Age</b>	LessThan1		1-9		10-19		20-44		45-64		65-74		75-84		85+		Unknown		Total	
<b>IndicatorKey</b>	200657_20	200648_20	200650_20	200641_20	200651_20	200642_20	200652_20	200643_20	200653_20	200644_20	200654_20	200645_20	200655_20	200646_20	200656_20	200647_20	200640_20	200639_20	200658_20	200649_20
<b>MemberMonths</b>	415862	415862	4492397	4492397	4459873	4459873	1907410	1907410	205350	205350	376	376	12	12	0	0	0	0	11481280	11481280
<b>VisitCount</b>	357633	29015	1342317	153188	1013993	113178	633916	140361	112594	11327	127	22	18	1	0	0	0	0	3460598	447092
<b>Rate</b>	859.98	69.77	298.80	34.10	227.36	25.38	332.34	73.59	548.30	55.16	337.77	58.51	1500.00	83.33					301.41	38.94
<b>AuditDesignation</b>	R	R	R	R	R	R	R	R	R	R	R	R	R	R	R	R	R	R	R	R
<b>Status</b>	R	R	R	R	R	R	R	R	R	R	R	R	NA	NA	NA	NA	NA	NA	R	R

## Appendix D: Department of Community Health, State of Georgia HEDIS Interactive Data Submission System Data for Peach State Georgia Families

Peach State Health Plan (Org ID: 6625, Sub ID: 9227, Medicaid, Special Area: None, Special Project: None, Contract Number: )  
MeasurementYear: 2021

**Ambulatory Care (Dual) (AMBb)**

Category	Outpatient	ED	Outpatient	ED	Outpatient	ED	Outpatient	ED	Outpatient	ED	Outpatient	ED	Outpatient	ED	Outpatient	ED	Outpatient	ED	Outpatient	ED	
Age	LessThan1		1-9		10-19		20-44		45-64		65-74		75-84		85+		Unknown		Total		
IndicatorKey	200657_21	200648_21	200650_21	200641_21	200651_21	200642_21	200652_21	200643_21	200653_21	200644_21	200654_21	200645_21	200655_21	200646_21	200656_21	200647_21	200640_21	200639_21	200658_21	200649_21	
MemberMonths																					
VisitCount																					
Rate																					
AuditDesignation	NR	NR	NR	NR	NR	NR	NR	NR	NR	NR	NR	NR	NR	NR	NR	NR	NR	NR	NR	NR	NR
Status	NR	NR	NR	NR	NR	NR	NR	NR	NR	NR	NR	NR	NR	NR	NR	NR	NR	NR	NR	NR	NR

## Appendix D: Department of Community Health, State of Georgia HEDIS Interactive Data Submission System Data for Peach State Georgia Families

Peach State Health Plan (Org ID: 6625, Sub ID: 9227, Medicaid, Special Area: None, Special Project: None, Contract Number: )

MeasurementYear: 2021

**Ambulatory Care (Disabled) (AMBc)**

Category	Outpatient	ED	Outpatient	ED	Outpatient	ED	Outpatient	ED	Outpatient	ED	Outpatient	ED	Outpatient	ED	Outpatient	ED	Outpatient	ED	Outpatient	ED	
Age	LessThan1		1-9		10-19		20-44		45-64		65-74		75-84		85+		Unknown		Total		
IndicatorKey	200657_22	200648_22	200650_22	200641_22	200651_22	200642_22	200652_22	200643_22	200653_22	200644_22	200654_22	200645_22	200655_22	200646_22	200656_22	200647_22	200640_22	200639_22	200658_22	200649_22	
MemberMonths																					
VisitCount																					
Rate																					
AuditDesignation	NR	NR	NR	NR	NR	NR	NR	NR	NR	NR	NR	NR	NR	NR	NR	NR	NR	NR	NR	NR	NR
Status	NR	NR	NR	NR	NR	NR	NR	NR	NR	NR	NR	NR	NR	NR	NR	NR	NR	NR	NR	NR	NR

## Appendix D: Department of Community Health, State of Georgia HEDIS Interactive Data Submission System Data for Peach State Georgia Families

Peach State Health Plan (Org ID: 6625, Sub ID: 9227, Medicaid, Special Area: None, Special Project: None, Contract Number: )  
MeasurementYear: 2021

**Ambulatory Care (Low Income) (AMBd)**

Category	Outpatient	ED	Outpatient	ED	Outpatient	ED	Outpatient	ED	Outpatient	ED	Outpatient	ED	Outpatient	ED	Outpatient	ED	Outpatient	ED	Outpatient	ED	
Age	LessThan1		1-9		10-19		20-44		45-64		65-74		75-84		85+		Unknown		Total		
IndicatorKey	200657_23	200648_23	200650_23	200641_23	200651_23	200642_23	200652_23	200643_23	200653_23	200644_23	200654_23	200645_23	200655_23	200646_23	200656_23	200647_23	200640_23	200639_23	200658_23	200649_23	
MemberMonths																					
VisitCount																					
Rate																					
AuditDesignation	NR	NR	NR	NR	NR	NR	NR	NR	NR	NR	NR	NR	NR	NR	NR	NR	NR	NR	NR	NR	NR
Status	NR	NR	NR	NR	NR	NR	NR	NR	NR	NR	NR	NR	NR	NR	NR	NR	NR	NR	NR	NR	NR












**Appendix D: Department of Community Health, State of Georgia**  
**HEDIS Interactive Data Submission System Data for Peach State Georgia Families**

The image shows a table with a very large orange/red rectangular area covering the majority of its content. Only the top few rows and the leftmost columns are visible. The table appears to be a data submission system interface with multiple columns for different data points and rows for individual entries. The visible text includes headers like 'ID', 'Name', and 'Address'.

**Appendix D: Department of Community Health, State of Georgia  
HEDIS Interactive Data Submission System Data for Peach State Georgia Families**

The image shows a table with a large orange rectangular block covering the majority of its content. Only the top header row is visible, containing numerous column headers. The table appears to be a data submission system interface for HEDIS data.

**Appendix D: Department of Community Health, State of Georgia**  
**HEDIS Interactive Data Submission System Data for Peach State Georgia Families**



The image shows a wide table with many columns and rows. The bottom portion of the table is highlighted in yellow, obscuring the data. The visible top portion shows column headers and the first few rows of data. The table appears to be a data submission system output, likely containing HEDIS performance metrics for various providers or groups.

**Appendix D: Department of Community Health, State of Georgia**  
**HEDIS Interactive Data Submission System Data for Peach State Georgia Families**

The image shows a table with a large orange redaction bar covering the majority of its content. Only the top header row is visible, containing numerous column headers. The table is too narrow to read the individual data points.

**Appendix D: Department of Community Health, State of Georgia  
HEDIS Interactive Data Submission System Data for Peach State Georgia Families**



**Appendix D: Department of Community Health, State of Georgia**  
**HEDIS Interactive Data Submission System Data for Peach State Georgia Families**

The image shows a table with a very large orange-red rectangular area covering the majority of its content. Only the top few rows and the leftmost columns are visible. The table appears to be a data submission system interface with multiple columns for different data points and rows for individual entries. The visible text includes headers like 'Patient ID', 'Patient Name', and 'Patient Address', followed by several columns of data. The orange-red area is a solid block of color that obscures the underlying data.



**Appendix D: Department of Community Health, State of Georgia**  
**HEDIS Interactive Data Submission System Data for Peach State Georgia Families**



The image shows a horizontal bar chart with numerous small orange bars. The bars are arranged in a single row and appear to represent a large number of data points or performance measures. The chart is positioned at the top of the page, below the title. The bars are uniform in color and height, suggesting a consistent value or metric across the different categories represented.

**Appendix D: Department of Community Health, State of Georgia  
HEDIS Interactive Data Submission System Data for Peach State Georgia Families**



The image shows a horizontal bar chart with numerous small orange bars. The bars are arranged in a single row and vary slightly in height, representing a large set of data points. The chart is positioned at the top of the page, below the title.

**Appendix D: Department of Community Health, State of Georgia**  
**HEDIS Interactive Data Submission System Data for Peach State Georgia Families**



The image shows a horizontal bar chart with numerous small orange bars. The bars are arranged in a single row and vary slightly in height, representing a large number of data points. The chart is positioned at the top of the page, below the title. The bars are orange and set against a white background with a light gray grid.

**Appendix D: Department of Community Health, State of Georgia**  
**HEDIS Interactive Data Submission System Data for Peach State Georgia Families**



The image shows a horizontal bar chart with approximately 40 bars. The bars are colored in shades of orange and yellow. The heights of the bars vary, with some being significantly taller than others. The chart is positioned at the top of the page, below the title. The bars represent data points for various categories, likely related to the HEDIS performance measures mentioned in the title.

**Appendix D: Department of Community Health, State of Georgia**  
**HEDIS Interactive Data Submission System Data for Peach State Georgia Families**

The image shows a very long, thin table with many columns and rows. The text is extremely small and difficult to read, but it appears to be a data table with multiple columns and rows. The table is mostly empty, with some small text and numbers visible in the first few rows. The table is oriented horizontally and spans the width of the page.

**Appendix D: Department of Community Health, State of Georgia  
HEDIS Interactive Data Submission System Data for Peach State Georgia Families**



The image shows a horizontal bar chart with numerous small orange bars. The bars are arranged in a single row and appear to represent a large number of data points or performance measures. The chart is positioned at the top of the page, below the title. The bars are uniform in color and height, suggesting a consistent value or metric across the different categories represented.

**Appendix D: Department of Community Health, State of Georgia**  
**HEDIS Interactive Data Submission System Data for Peach State Georgia Families**



The image shows a horizontal bar chart with numerous small orange bars. The bars are arranged in a single row and vary slightly in height, representing a large set of data points. The chart is positioned at the top of the page, below the title.

**Appendix D: Department of Community Health, State of Georgia  
HEDIS Interactive Data Submission System Data for Peach State Georgia Families**



The image shows a horizontal bar chart with numerous small orange bars. The bars are arranged in a single row and vary slightly in height, representing a large number of data points. The chart is positioned at the top of the page, below the title. The bars are orange and set against a white background with a light gray grid.



**Appendix D: Department of Community Health, State of Georgia  
HEDIS Interactive Data Submission System Data for Peach State Georgia Families**



**Appendix D: Department of Community Health, State of Georgia**  
**HEDIS Interactive Data Submission System Data for Peach State Georgia Families**

The image shows a very long, narrow table with many columns and rows. The table is mostly empty, with small orange rectangular markers or data points scattered across the rows. The markers appear to be small squares or rectangles, possibly representing data points or flags. The table is oriented horizontally and spans most of the width of the page.

**Appendix D: Department of Community Health, State of Georgia**  
**HEDIS Interactive Data Submission System Data for Peach State Georgia Families**

The image shows a wide table with many columns and a few rows of data. The table is mostly obscured by a yellow highlight, which appears to be a selection or a filter applied to the data. The visible text is very small and difficult to read, but it seems to be a list of data points or metrics.

**Appendix D: Department of Community Health, State of Georgia  
HEDIS Interactive Data Submission System Data for Peach State Georgia Families**



The image shows a wide table with many columns and rows. The table is mostly obscured by a large orange redaction block that covers the majority of the page content. Only the top header row and a few rows of data are visible at the top of the page. The table appears to contain data for various performance measures, but the specific details are not legible due to the redaction.

**Appendix D: Department of Community Health, State of Georgia  
HEDIS Interactive Data Submission System Data for Peach State Georgia Families**



The image shows a horizontal bar chart with numerous small orange bars. The bars are arranged in a single row and vary slightly in height, representing a large number of data points. The chart is positioned at the top of the page, below the title. The bars are orange and set against a white background with a light gray grid.

**Appendix D: Department of Community Health, State of Georgia  
HEDIS Interactive Data Submission System Data for Peach State Georgia Families**



**Appendix D: Department of Community Health, State of Georgia  
HEDIS Interactive Data Submission System Data for Peach State Georgia Families**

The image shows a very small, wide table with many columns and a few rows. The table is mostly filled with orange cells, which likely represent data points or a specific status. The text is too small to read, but the structure appears to be a data table with multiple columns and a few rows of data.

**Appendix D: Department of Community Health, State of Georgia**  
**HEDIS Interactive Data Submission System Data for Peach State Georgia Families**

The image shows a very long and narrow table, likely a data submission system output. It has many columns and a few rows. The majority of the cells in the table are filled with a solid orange color, which could represent a specific data value or a placeholder. The table is positioned at the top of the page and is significantly smaller than the rest of the page content.



**Appendix D: Department of Community Health, State of Georgia**  
**HEDIS Interactive Data Submission System Data for Peach State Georgia Families**


The image shows a very small, wide table with many columns and a few rows. The table is mostly filled with orange cells, suggesting a large amount of data that is not legible due to the small size. The table appears to be a data submission system output, likely containing performance metrics for various categories.

**Appendix D: Department of Community Health, State of Georgia**  
**HEDIS Interactive Data Submission System Data for Peach State Georgia Families**

The image shows a very small, wide table with many columns and a few rows. The table is mostly filled with orange cells, suggesting a large amount of data that is not legible due to the small size. The table appears to be a data submission system output, likely containing performance metrics for various measures.




**Appendix D: Department of Community Health, State of Georgia  
HEDIS Interactive Data Submission System Data for Peach State Georgia Families**



The image shows a very long and thin table, likely representing a large dataset. The table has many columns and a few rows. Most of the cells in the table are highlighted in yellow, suggesting that the data values are missing or zero. The table is positioned at the top of the page and spans most of its width.

**Appendix D: Department of Community Health, State of Georgia  
HEDIS Interactive Data Submission System Data for Peach State Georgia Families**



Category	Value
Group 1	10
Group 2	10
Group 3	10
Group 4	10
Group 5	10
Group 6	10
Group 7	10
Group 8	10
Group 9	10
Group 10	10
Group 11	10
Group 12	10
Group 13	10
Group 14	10
Group 15	10
Group 16	10
Group 17	10
Group 18	10
Group 19	10
Group 20	10
Group 21	10
Group 22	10
Group 23	10
Group 24	10
Group 25	10
Group 26	10
Group 27	10
Group 28	10
Group 29	10
Group 30	10
Group 31	10
Group 32	10
Group 33	10
Group 34	10
Group 35	10
Group 36	10
Group 37	10
Group 38	10
Group 39	10
Group 40	10
Group 41	10
Group 42	10
Group 43	10
Group 44	10
Group 45	10
Group 46	10
Group 47	10
Group 48	10
Group 49	10
Group 50	10
Group 51	10
Group 52	10
Group 53	10
Group 54	10
Group 55	10
Group 56	10
Group 57	10
Group 58	10
Group 59	10
Group 60	10
Group 61	10
Group 62	10
Group 63	10
Group 64	10
Group 65	10
Group 66	10
Group 67	10
Group 68	10
Group 69	10
Group 70	10
Group 71	10
Group 72	10
Group 73	10
Group 74	10
Group 75	10
Group 76	10
Group 77	10
Group 78	10
Group 79	10
Group 80	10
Group 81	10
Group 82	10
Group 83	10
Group 84	10
Group 85	10
Group 86	10
Group 87	10
Group 88	10
Group 89	10
Group 90	10
Group 91	10
Group 92	10
Group 93	10
Group 94	10
Group 95	10
Group 96	10
Group 97	10
Group 98	10
Group 99	10
Group 100	10

**Appendix D: Department of Community Health, State of Georgia  
HEDIS Interactive Data Submission System Data for Peach State Georgia Families**



The image shows a very long and thin table with approximately 100 columns and 3-4 rows. The majority of the cells in the table are highlighted in yellow, suggesting a specific data status or filter. The text within the cells is too small to be legible.


**Appendix D: Department of Community Health, State of Georgia**  
**HEDIS Interactive Data Submission System Data for Peach State Georgia Families**

Category	Value
1	0.00
2	0.00
3	0.00
4	0.00
5	0.00
6	0.00
7	0.00
8	0.00
9	0.00
10	0.00
11	0.00
12	0.00
13	0.00
14	0.00
15	0.00
16	0.00
17	0.00
18	0.00
19	0.00
20	0.00
21	0.00
22	0.00
23	0.00
24	0.00
25	0.00
26	0.00
27	0.00
28	0.00
29	0.00
30	0.00
31	0.00
32	0.00
33	0.00
34	0.00
35	0.00
36	0.00
37	0.00
38	0.00
39	0.00
40	0.00
41	0.00
42	0.00
43	0.00
44	0.00
45	0.00
46	0.00
47	0.00
48	0.00
49	0.00
50	0.00
51	0.00
52	0.00
53	0.00
54	0.00
55	0.00
56	0.00
57	0.00
58	0.00
59	0.00
60	0.00
61	0.00
62	0.00
63	0.00
64	0.00
65	0.00
66	0.00
67	0.00
68	0.00
69	0.00
70	0.00
71	0.00
72	0.00
73	0.00
74	0.00
75	0.00
76	0.00
77	0.00
78	0.00
79	0.00
80	0.00
81	0.00
82	0.00
83	0.00
84	0.00
85	0.00
86	0.00
87	0.00
88	0.00
89	0.00
90	0.00
91	0.00
92	0.00
93	0.00
94	0.00
95	0.00
96	0.00
97	0.00
98	0.00
99	0.00
100	0.00






**Appendix D: Department of Community Health, State of Georgia**  
**HEDIS Interactive Data Submission System Data for Peach State Georgia Families**



**Appendix D: Department of Community Health, State of Georgia  
HEDIS Interactive Data Submission System Data for Peach State Georgia Families**

A large table with many columns and rows, mostly obscured by a yellow highlight. The table appears to be a data submission system interface, with columns for various data points and rows for individual data entries. The yellow highlight covers the majority of the table's content, leaving only the header and footer rows visible.

**Appendix D: Department of Community Health, State of Georgia  
HEDIS Interactive Data Submission System Data for Peach State Georgia Families**

Category	Blue Bar Value	Yellow Bar Value
1	0.8	0.4
2	0.8	0.4
3	0.8	0.4
4	0.8	0.4
5	0.8	0.4
6	0.8	0.4
7	0.8	0.4
8	0.8	0.4
9	0.8	0.4
10	0.8	0.4
11	0.8	0.4
12	0.8	0.4
13	0.8	0.4
14	0.8	0.4
15	0.8	0.4
16	0.8	0.4
17	0.8	0.4
18	0.8	0.4
19	0.8	0.4
20	0.8	0.4

**Appendix D: Department of Community Health, State of Georgia  
HEDIS Interactive Data Submission System Data for Peach State Georgia Families**



The image shows a large table with many columns and rows. The table is mostly obscured by a yellow highlight that covers the majority of the data area. Only the top few rows and the first few columns are visible, showing a grid of data points. The table appears to be a data submission system for HEDIS Interactive Data.

Appendix D: Department of Community Health, State of Georgia  
HEDIS Interactive Data Submission System Data for Peach State Georgia Families

The image shows a large data table with multiple columns and rows. The table is mostly filled with orange cells, indicating data points. The columns represent various performance measures, and the rows represent different data points or categories. The table is too small to read the specific values, but it appears to be a comprehensive dataset for the HEDIS Interactive Data Submission System.

**Appendix D: Department of Community Health, State of Georgia  
HEDIS Interactive Data Submission System Data for Peach State Georgia Families**

A horizontal strip of a data table with a yellow background and a grid of cells. The table is very narrow and contains many columns and a few rows of data. The cells are small and the text is illegible due to the low resolution.

**Appendix D: Department of Community Health, State of Georgia**  
**HEDIS Interactive Data Submission System Data for Peach State Georgia Families**



The image shows a horizontal strip of a data table with a yellow background. The table has multiple columns and rows. The top row contains some text, likely column headers, which are partially obscured by the yellow background. The rest of the table is mostly empty, with some faint text visible in the bottom row.

**Appendix D: Department of Community Health, State of Georgia  
HEDIS Interactive Data Submission System Data for Peach State Georgia Families**

Category	Blue Bar Value	Yellow Bar Value
1	0.8	0.4
2	0.8	0.4
3	0.8	0.4
4	0.8	0.4
5	0.8	0.4
6	0.8	0.4
7	0.8	0.4
8	0.8	0.4
9	0.8	0.4
10	0.8	0.4
11	0.8	0.4
12	0.8	0.4
13	0.8	0.4
14	0.8	0.4
15	0.8	0.4
16	0.8	0.4
17	0.8	0.4
18	0.8	0.4
19	0.8	0.4
20	0.8	0.4




**Appendix D: Department of Community Health, State of Georgia  
HEDIS Interactive Data Submission System Data for Peach State Georgia Families**

The image shows a table with a yellow header and multiple rows of data. The table is mostly obscured by a large white redaction box that covers the majority of the page content. Only the top portion of the table is visible, showing several columns of data. The table appears to be a data submission system for HEDIS Interactive Data Submission System Data for Peach State Georgia Families.


Appendix D: Department of Community Health, State of Georgia  
HEDIS Interactive Data Submission System Data for Peach State Georgia Families

The image shows a large data table with multiple columns and rows. The table is mostly filled with orange cells, indicating data points or specific values. The columns are organized into several groups, likely representing different HEDIS measures or categories. The rows represent individual data entries. The table is partially obscured by a header area on the left side, which contains some text and possibly column headers, though they are not clearly legible. The overall appearance is that of a dense data grid.

**Appendix D: Department of Community Health, State of Georgia  
HEDIS Interactive Data Submission System Data for Peach State Georgia Families**

A horizontal strip of a data table with a yellow background, showing a grid of columns and rows. The table is partially visible at the top of the page, with the rest of the page being blank.

**Appendix D: Department of Community Health, State of Georgia  
HEDIS Interactive Data Submission System Data for Peach State Georgia Families**

A large table with many columns and rows, mostly obscured by a yellow highlight. The table appears to be a data submission system interface, with columns for various data points and rows for individual records. The yellow highlight covers the majority of the table's content, leaving only the header and footer rows visible.

**Appendix D: Department of Community Health, State of Georgia**  
**HEDIS Interactive Data Submission System Data for Peach State Georgia Families**

Category	Blue Bar Value	Yellow Bar Value
1	0.8	0.4
2	0.8	0.4
3	0.8	0.4
4	0.8	0.4
5	0.8	0.4
6	0.8	0.4
7	0.8	0.4
8	0.8	0.4
9	0.8	0.4
10	0.8	0.4
11	0.8	0.4
12	0.8	0.4
13	0.8	0.4
14	0.8	0.4
15	0.8	0.4
16	0.8	0.4
17	0.8	0.4
18	0.8	0.4
19	0.8	0.4
20	0.8	0.4

**Appendix D: Department of Community Health, State of Georgia  
HEDIS Interactive Data Submission System Data for Peach State Georgia Families**



The image shows a large table with many columns and rows. The table is mostly obscured by a yellow highlight that covers the majority of the data area. Only the top few rows and the first few columns are visible, showing a grid-like structure with some text and numbers. The table appears to be a data submission system for HEDIS Interactive Data.

**Appendix D: Department of Community Health, State of Georgia  
HEDIS Interactive Data Submission System Data for Peach State Georgia Families**

**Peach State Health Plan (Org ID: 6625, Sub ID: 9227, Medicaid, Special Area: None,  
Special Project: None, Contract Number: )**

**MeasurementYear: 2021**

**Plan All-Cause Readmissions (PCR)**

<b>Category</b>	PlanAllCauseReadmissions			
<b>Age</b>	18-44	45-54	55-64	18-64
<b>IndicatorKey</b>	202014_20	202015_20	202016_20	202025_20
<b>MemberCount</b>	5448	917	192	6557
<b>OutlierMemberCount</b>	132	25	6	163
<b>OutlierRate</b>	24.23	27.26	31.25	24.86
<b>Denominator</b>	6305	1087	231	7623
<b>ObservedCount</b>	424	93	17	534
<b>ObservedRate</b>	6.72	8.56	7.36	7.01
<b>ExpectedCount</b>	477.5020	99.7373	23.0047	600.2440
<b>ExpectedRate</b>	7.57	9.18	9.96	7.87
<b>CountVariance</b>	437.8595	89.3830	20.4535	547.6960
<b>OE</b>	0.8880	0.9324	0.7390	0.8896
<b>AuditDesignation</b>	R	R	R	R
<b>Status</b>	R	R	R	R

## Appendix D: Department of Community Health, State of Georgia HEDIS Interactive Data Submission System Data for Peach State Georgia Families

Peach State Health Plan (Org ID: 6625, Sub ID: 9227, Medicaid, Special Area: None, Special Project: None, Contract Number: )

MeasurementYear: 2021

Enrollment by Product Line (ENPa)

Category	Enrollment																						
Age	LessThan1	1-4	5-9	10-14	15-17	18-19	20-24	25-29	30-34	35-39	40-44	45-49	50-54	55-59	60-64	65-69	70-74	75-79	80-84	85-89	90+	Unknown	Total
IndicatorKey	201007_20	200929_20	200971_20	200932_20	200935_20	200938_20	200941_20	200950_20	200953_20	200956_20	200959_20	200962_20	200974_20	200977_20	200980_20	200989_20	200992_20	200995_20	200998_20	201001_20	201004_20	201013_20	201010_20
MemberMonths	415862	2008086	2484323	2508866	1308419	642602	371765	473368	479975	355080	227358	113028	58118	25097	9296	369	13	0	12	0	0	0	11481637
Rate	34655	167341	207027	209072	109035	53550	30980	39447	39998	29590	18947	9419	4843	2091	775	31	1	0	1	0	0	0	956803
AuditDesignation	R	R	R	R	R	R	R	R	R	R	R	R	R	R	R	R	R	R	R	R	R	R	R
Status	R	R	R	R	R	R	R	R	R	R	R	R	R	R	R	R	R	R	R	R	R	R	R



## Appendix D: Department of Community Health, State of Georgia HEDIS Interactive Data Submission System Data for Peach State Georgia Families

Peach State Health Plan (Org ID: 6625, Sub ID: 9227, Medicaid, Special Area: None, Special Project: None, Contract Number: )

MeasurementYear: 2021

Enrollment by Product Line (Dual) (ENPb)

Category	Enrollment																						
Age	LessThan1	1-4	5-9	10-14	15-17	18-19	20-24	25-29	30-34	35-39	40-44	45-49	50-54	55-59	60-64	65-69	70-74	75-79	80-84	85-89	90+	Unknown	Total
IndicatorKey	201007_21	200929_21	200971_21	200932_21	200935_21	200938_21	200941_21	200950_21	200953_21	200956_21	200959_21	200962_21	200974_21	200977_21	200980_21	200989_21	200992_21	200995_21	200998_21	201001_21	201004_21	201013_21	201010_21
MemberMonths																							
Rate																							
AuditDesignation	NR	NR	NR	NR	NR	NR	NR	NR	NR	NR	NR	NR	NR	NR	NR	NR	NR	NR	NR	NR	NR	NR	NR
Status	NR	NR	NR	NR	NR	NR	NR	NR	NR	NR	NR	NR	NR	NR	NR	NR	NR	NR	NR	NR	NR	NR	NR

## Appendix D: Department of Community Health, State of Georgia HEDIS Interactive Data Submission System Data for Peach State Georgia Families

Peach State Health Plan (Org ID: 6625, Sub ID: 9227, Medicaid, Special Area: None, Special Project: None, Contract Number: )

MeasurementYear: 2021

Enrollment by Product Line (Disabled) (ENPc)

Category	Enrollment																						
Age	LessThan1	1-4	5-9	10-14	15-17	18-19	20-24	25-29	30-34	35-39	40-44	45-49	50-54	55-59	60-64	65-69	70-74	75-79	80-84	85-89	90+	Unknown	Total
IndicatorKey	201007_22	200929_22	200971_22	200932_22	200935_22	200938_22	200941_22	200950_22	200953_22	200956_22	200959_22	200962_22	200974_22	200977_22	200980_22	200989_22	200992_22	200995_22	200998_22	201001_22	201004_22	201013_22	201010_22
MemberMonths																							
Rate																							
AuditDesignation	NR	NR	NR	NR	NR	NR	NR	NR	NR	NR	NR	NR	NR	NR	NR	NR	NR	NR	NR	NR	NR	NR	NR
Status	NR	NR	NR	NR	NR	NR	NR	NR	NR	NR	NR	NR	NR	NR	NR	NR	NR	NR	NR	NR	NR	NR	NR

## Appendix D: Department of Community Health, State of Georgia HEDIS Interactive Data Submission System Data for Peach State Georgia Families

Peach State Health Plan (Org ID: 6625, Sub ID: 9227, Medicaid, Special Area: None, Special Project: None, Contract Number: )

MeasurementYear: 2021

Enrollment by Product Line (Low Income) (ENPd)

Category	Enrollment																						
Age	LessThan1	1-4	5-9	10-14	15-17	18-19	20-24	25-29	30-34	35-39	40-44	45-49	50-54	55-59	60-64	65-69	70-74	75-79	80-84	85-89	90+	Unknown	Total
IndicatorKey	201007_23	200929_23	200971_23	200932_23	200935_23	200938_23	200941_23	200950_23	200953_23	200956_23	200959_23	200962_23	200974_23	200977_23	200980_23	200989_23	200992_23	200995_23	200998_23	201001_23	201004_23	201013_23	201010_23
MemberMonths																							
Rate																							
AuditDesignation	NR	NR	NR	NR	NR	NR	NR	NR	NR	NR	NR	NR	NR	NR	NR	NR	NR	NR	NR	NR	NR	NR	NR
Status	NR	NR	NR	NR	NR	NR	NR	NR	NR	NR	NR	NR	NR	NR	NR	NR	NR	NR	NR	NR	NR	NR	NR

## Appendix D: Department of Community Health, State of Georgia HEDIS Interactive Data Submission System Data for Peach State Georgia Families

Peach State Health Plan (Org ID: 6625, Sub ID: 9227, Medicaid, Special Area: None, Special Project: None, Contract Number: )

MeasurementYear: 2021

Language Diversity of Membership (LDM)

Category	SpokenSource			WrittenSource			OtherSource			SpokenPreferred				WrittenPreferred				OtherPreferred			
	HealthPlanDirect	CmsStateDatabases	Other3rdParty	HealthPlanDirect	CmsStateDatabases	Other3rdParty	HealthPlanDirect	CmsStateDatabases	Other3rdParty	English	NonEnglish	Declined	Unknown	English	NonEnglish	Declined	Unknown	English	NonEnglish	Declined	Unknown
<b>IndicatorKey</b>	201850_20	201845_20	201853_20	201843_20	201842_20	201844_20	201830_20	201829_20	201831_20	201849_20	201852_20	201847_20	201857_20	201822_20	201824_20	201820_20	201828_20	201835_20	201837_20	201833_20	201841_20
<b>MemberCount</b>	0	1063004	0	0	1063004	0	0	0	1063004	713643	49097	0	300264	713643	49097	0	300264	0	0	0	1063004
<b>Denominator</b>	1063004	1063004	1063004	1063004	1063004	1063004	1063004	1063004	1063004	1063004	1063004	1063004	1063004	1063004	1063004	1063004	1063004	1063004	1063004	1063004	1063004
<b>Rate</b>	0.00	100.00	0.00	0.00	100.00	0.00	0.00	0.00	100.00	67.13	4.62	0.00	28.25	67.13	4.62	0.00	28.25	0.00	0.00	0.00	100.00
<b>AuditDesignation</b>	R	R	R	R	R	R	R	R	R	R	R	R	R	R	R	R	R	R	R	R	R
<b>Status</b>	R	R	R	R	R	R	R	R	R	R	R	R	R	R	R	R	R	R	R	R	R

**Appendix D: Department of Community Health, State of Georgia**  
**HEDIS Interactive Data Submission System Data for Peach State Georgia Families**

The image shows a large table with a yellow background, which is mostly blank. It appears to be a data submission system interface. The table has many columns and rows, but the content is mostly empty or obscured by the yellow background. The table is located at the top of the page, below the title.

**Appendix D: Department of Community Health, State of Georgia  
HEDIS Interactive Data Submission System Data for Peach State Georgia Families**

Peach State Health Plan (Org ID: 6625, Sub ID: 9227, Medicaid, Special Area: None, Special Project: None, Contract Number: )

MeasurementYear: 2021

Breast Cancer Screening (BCS-E)

<b>IndicatorMetric</b>	BreastCancerScreening
<b>IndicatorKey</b>	203602_10
<b>InitialPopulation</b>	
<b>ExclusionsByEHR</b>	
<b>ExclusionsByCaseManagement</b>	
<b>ExclusionsByHIERegistry</b>	
<b>ExclusionsByAdmin</b>	
<b>Exclusions</b>	
<b>Denominator</b>	
<b>NumeratorByEHR</b>	
<b>NumeratorByCaseManagement</b>	
<b>NumeratorByHIERegistry</b>	
<b>NumeratorByAdmin</b>	
<b>Numerator</b>	
<b>Rate</b>	
<b>AuditDesignation</b>	NR
<b>Status</b>	NR

Appendix D: Department of Community Health, State of Georgia  
HEDIS Interactive Data Submission System Data for Peach State Georgia Families

Peach State Health Plan (Org ID: 6625, Sub ID: 9227, Medicaid, Special Area: None,  
Special Project: None, Contract Number: )

MeasurementYear: 2021

**Follow-Up Care for Children Prescribed ADHD Medication (ADD-E)**

<b>IndicatorMetric</b>	Initiation	Continuation
<b>IndicatorKey</b>	203601_10	203600_10
<b>InitialPopulationByEHR</b>		
<b>InitialPopulationByCaseManagement</b>		
<b>InitialPopulationByHIERegistry</b>		
<b>InitialPopulationByAdmin</b>		
<b>InitialPopulation</b>		
<b>ExclusionsByEHR</b>		
<b>ExclusionsByCaseManagement</b>		
<b>ExclusionsByHIERegistry</b>		
<b>ExclusionsByAdmin</b>		
<b>Exclusions</b>		
<b>Denominator</b>		
<b>NumeratorByEHR</b>		
<b>NumeratorByCaseManagement</b>		
<b>NumeratorByHIERegistry</b>		
<b>NumeratorByAdmin</b>		
<b>Numerator</b>		
<b>Rate</b>		
<b>AuditDesignation</b>	NR	NR
<b>Status</b>	NR	NR

**Appendix D: Department of Community Health, State of Georgia  
HEDIS Interactive Data Submission System Data for Peach State Georgia Families**

Peach State Health Plan (Org ID: 6625, Sub ID: 9227, Medicaid, Special Area: None, Special Project: None, Contract Number: )

MeasurementYear: 2021

Depression Screening and Follow-Up for Adolescents and Adults (DSF-E)

IndicatorMetric	Screening				FollowUp			
	12-17	18-64	65+	Total	12-17	18-64	65+	Total
IndicatorKey	202539_10	202540_10	202542_10	202543_10	202544_10	202545_10	202547_10	202548_10
InitialPopulation								
ExclusionsByEHR								
ExclusionsByCaseManagement								
ExclusionsByHIERegistry								
ExclusionsByAdmin								
Exclusions								
Denominator								
NumeratorByEHR								
NumeratorByCaseManagement								
NumeratorByHIERegistry								
NumeratorByAdmin								
Numerator								
Rate								
AuditDesignation	NR	NR	NR	NR	NR	NR	NR	NR
Status	NR	NR	NR	NR	NR	NR	NR	NR



## Appendix D: Department of Community Health, State of Georgia HEDIS Interactive Data Submission System Data for Peach State Georgia Families

Peach State Health Plan (Org ID: 6625, Sub ID: 9227, Medicaid, Special Area: None, Special Project: None, Contract Number: )

MeasurementYear: 2021

Utilization of the PHQ-9 to Monitor Depression Symptoms for Adolescents and Adults (DMS-E)

IndicatorMetric	PHQ9Utilization																			
	1					2					3					Total				
Age	12-17	18-44	45-64	65+	Total	12-17	18-44	45-64	65+	Total	12-17	18-44	45-64	65+	Total	12-17	18-44	45-64	65+	Total
IndicatorKey	203440_10	203443_10	203446_10	203449_10	203452_10	203442_10	203445_10	203448_10	203451_10	203454_10	203441_10	203444_10	203447_10	203450_10	203453_10	200753_20	200754_20	200755_20	200756_20	200757_20
InitialPopulationByEHR																				
InitialPopulationByCaseManagement																				
InitialPopulationByHIERegistry																				
InitialPopulationByAdmin																				
InitialPopulation																				
ExclusionsByEHR																				
ExclusionsByCaseManagement																				
ExclusionsByHIERegistry																				
ExclusionsByAdmin																				
Exclusions																				
Denominator																				
NumeratorByEHR																				
NumeratorByCaseManagement																				
NumeratorByHIERegistry																				
NumeratorByAdmin																				
Numerator																				
Rate																				
AuditDesignation	NR	NR	NR	NR	NR	NR	NR	NR	NR	NR	NR	NR	NR	NR	NR	NR	NR	NR	NR	NR
Status	NR	NR	NR	NR	NR	NR	NR	NR	NR	NR	NR	NR	NR	NR	NR	NR	NR	NR	NR	NR

**Appendix D: Department of Community Health, State of Georgia  
HEDIS Interactive Data Submission System Data for Peach State Georgia Families**

Peach State Health Plan (Org ID: 6625, Sub ID: 9227, Medicaid, Special Area: None, Special Project: None, Contract Number: )

MeasurementYear: 2021

Depression Remission or Response for Adolescents and Adults (DRR-E)

IndicatorMetric	FollowUp					Remission					Response				
	12-17	18-44	45-64	65+	Total	12-17	18-44	45-64	65+	Total	12-17	18-44	45-64	65+	Total
Age															
IndicatorKey	200773_20	200774_20	200775_20	200776_20	200777_20	200758_20	200759_20	200760_20	200761_20	200762_20	200763_20	200764_20	200765_20	200766_20	200767_20
InitialPopulationByEHR															
InitialPopulationByCaseManagement															
InitialPopulationByHIERegistry															
InitialPopulationByAdmin															
InitialPopulation															
ExclusionsByEHR															
ExclusionsByCaseManagement															
ExclusionsByHIERegistry															
ExclusionsByAdmin															
Exclusions															
Denominator															
NumeratorByEHR															
NumeratorByCaseManagement															
NumeratorByHIERegistry															
NumeratorByAdmin															
Numerator															
Rate															
AuditDesignation	NR	NR	NR	NR	NR	NR	NR	NR	NR	NR	NR	NR	NR	NR	NR
Status	NR	NR	NR	NR	NR	NR	NR	NR	NR	NR	NR	NR	NR	NR	NR

**Appendix D: Department of Community Health, State of Georgia  
HEDIS Interactive Data Submission System Data for Peach State Georgia Families**

Peach State Health Plan (Org ID: 6625, Sub ID: 9227, Medicaid, Special Area: None, Special Project: None, Contract Number: )

MeasurementYear: 2021

Unhealthy Alcohol Use Screening and Follow-Up (ASF-E)

IndicatorMetric	Screening				FollowUp			
	18-44	45-64	65+	Total	18-44	45-64	65+	Total
IndicatorKey	202531_10	202532_10	202533_10	202534_10	202535_10	202536_10	202537_10	202538_10
InitialPopulation								
ExclusionsByEHR								
ExclusionsByCaseManagement								
ExclusionsByHIERegistry								
ExclusionsByAdmin								
Exclusions								
Denominator								
NumeratorByEHR								
NumeratorByCaseManagement								
NumeratorByHIERegistry								
NumeratorByAdmin								
Numerator								
Rate								
AuditDesignation	NR	NR	NR	NR	NR	NR	NR	NR
Status	NR	NR	NR	NR	NR	NR	NR	NR

**Appendix D: Department of Community Health, State of Georgia  
HEDIS Interactive Data Submission System Data for Peach State Georgia Families**

Peach State Health Plan (Org ID: 6625, Sub ID: 9227, Medicaid, Special Area: None, Special

Project: None, Contract Number: )

MeasurementYear: 2021

Adult Immunization Status (AIS-E)

<b>IndicatorMetric</b>	Influenza	TdTdap	Zoster
<b>IndicatorKey</b>	203430_10	203432_10	203433_10
<b>InitialPopulationByEHR</b>			
<b>InitialPopulationByCaseManagement</b>			
<b>InitialPopulationByHIERegistry</b>			
<b>InitialPopulationByAdmin</b>			
<b>InitialPopulation</b>			
<b>ExclusionsByEHR</b>			
<b>ExclusionsByCaseManagement</b>			
<b>ExclusionsByHIERegistry</b>			
<b>ExclusionsByAdmin</b>			
<b>Exclusions</b>			
<b>Denominator</b>			
<b>NumeratorByEHR</b>			
<b>NumeratorByCaseManagement</b>			
<b>NumeratorByHIERegistry</b>			
<b>NumeratorByAdmin</b>			
<b>Numerator</b>			
<b>Rate</b>			
<b>AuditDesignation</b>	NR	NR	NR
<b>Status</b>	NR	NR	NR

**Appendix D: Department of Community Health, State of Georgia  
HEDIS Interactive Data Submission System Data for Peach State Georgia Families**

Peach State Health Plan (Org ID: 6625, Sub ID: 9227, Medicaid, Special Area: None, Special Project: None, Contract Number: )

MeasurementYear: 2021

Prenatal Immunization Status (PRS-E)

<b>IndicatorMetric</b>	Influenza	Tdap	Combination
<b>IndicatorKey</b>	203591_10	203592_10	203590_10
<b>InitialPopulationByEHR</b>			
<b>InitialPopulationByCaseManagement</b>			
<b>InitialPopulationByHIERegistry</b>			
<b>InitialPopulationByAdmin</b>			
<b>InitialPopulation</b>			
<b>ExclusionsByEHR</b>			
<b>ExclusionsByCaseManagement</b>			
<b>ExclusionsByHIERegistry</b>			
<b>ExclusionsByAdmin</b>			
<b>Exclusions</b>			
<b>Denominator</b>			
<b>NumeratorByEHR</b>			
<b>NumeratorByCaseManagement</b>			
<b>NumeratorByHIERegistry</b>			
<b>NumeratorByAdmin</b>			
<b>Numerator</b>			
<b>Rate</b>			
<b>AuditDesignation</b>	NR	NR	NR
<b>Status</b>	NR	NR	NR

**Appendix D: Department of Community Health, State of Georgia  
HEDIS Interactive Data Submission System Data for Peach State Georgia Families**

Peach State Health Plan (Org ID: 6625, Sub ID: 9227, Medicaid, Special Area: None,  
Special Project: None, Contract Number: )

MeasurementYear: 2021

**Prenatal Depression Screening and Follow-Up (PND-E)**

<b>IndicatorMetric</b>	Screening	FollowUp
<b>IndicatorKey</b>	203604_10	203605_10
<b>InitialPopulationByEHR</b>		
<b>InitialPopulationByCaseManagement</b>		
<b>InitialPopulationByHIERegistry</b>		
<b>InitialPopulationByAdmin</b>		
<b>InitialPopulation</b>		
<b>ExclusionsByEHR</b>		
<b>ExclusionsByCaseManagement</b>		
<b>ExclusionsByHIERegistry</b>		
<b>ExclusionsByAdmin</b>		
<b>Exclusions</b>		
<b>Denominator</b>		
<b>NumeratorByEHR</b>		
<b>NumeratorByCaseManagement</b>		
<b>NumeratorByHIERegistry</b>		
<b>NumeratorByAdmin</b>		
<b>Numerator</b>		
<b>Rate</b>		
<b>AuditDesignation</b>	NR	NR
<b>Status</b>	NR	NR

**Appendix D: Department of Community Health, State of Georgia  
HEDIS Interactive Data Submission System Data for Peach State Georgia Families**

Peach State Health Plan (Org ID: 6625, Sub ID: 9227, Medicaid, Special Area: None,  
Special Project: None, Contract Number: )

MeasurementYear: 2021

**Postpartum Depression Screening and Follow-Up (PDS-E)**

<b>IndicatorMetric</b>	Screening	FollowUp
<b>IndicatorKey</b>	203606_10	203607_10
<b>InitialPopulationByEHR</b>		
<b>InitialPopulationByCaseManagement</b>		
<b>InitialPopulationByHIERegistry</b>		
<b>InitialPopulationByAdmin</b>		
<b>InitialPopulation</b>		
<b>ExclusionsByEHR</b>		
<b>ExclusionsByCaseManagement</b>		
<b>ExclusionsByHIERegistry</b>		
<b>ExclusionsByAdmin</b>		
<b>Exclusions</b>		
<b>Denominator</b>		
<b>NumeratorByEHR</b>		
<b>NumeratorByCaseManagement</b>		
<b>NumeratorByHIERegistry</b>		
<b>NumeratorByAdmin</b>		
<b>Numerator</b>		
<b>Rate</b>		
<b>AuditDesignation</b>	NR	NR
<b>Status</b>	NR	NR

**Appendix D: Department of Community Health, State of Georgia**  
**HEDIS Interactive Data Submission System Data for Peach State PeachCare for Kids®**

<b>Audit Review Table</b>					
Peach State Health Plan (Org ID: 6625, Sub ID: 15149, Medicaid, Spec Area: Georgia, Spec Proj: PeachCare, Contract Number: None)					
Measurement Year - 2021; Date & Timestamp - 6/13/2022 1:41:46 PM					
This submission is on the stage: Submission Finalized					
Measure/Data Element	Benefit Offered	Rate	Status	Audit Designation	Comment
<b>Effectiveness of Care</b>					
<b>Weight Assessment and Counseling for Nutrition and Physical Activity for Children/Adolescents (WCC)</b>					
<i>Weight Assessment and Counseling for Nutrition and Physical Activity for Children/Adolescents - BMI percentile (Total)</i>			NQ	NQ	Not Required
<i>Weight Assessment and Counseling for Nutrition and Physical Activity for Children/Adolescents - Counseling for Nutrition (Total)</i>			NQ	NQ	Not Required
<i>Weight Assessment and Counseling for Nutrition and Physical Activity for Children/Adolescents - Counseling for Physical Activity (Total)</i>			NQ	NQ	Not Required
<b>Childhood Immunization Status (CIS)</b>					
<i>Childhood Immunization Status - DTaP</i>		79.81%	R	R	Reported
<i>Childhood Immunization Status - IPV</i>		89.05%	R	R	Reported
<i>Childhood Immunization Status - MMR</i>		87.59%	R	R	Reported
<i>Childhood Immunization Status - HiB</i>		87.35%	R	R	Reported
<i>Childhood Immunization Status - Hepatitis B</i>		87.83%	R	R	Reported
<i>Childhood Immunization Status - VZV</i>		86.86%	R	R	Reported
<i>Childhood Immunization Status - Pneumococcal Conjugate</i>		81.27%	R	R	Reported
<i>Childhood Immunization Status - Hepatitis A</i>		87.1%	R	R	Reported
<i>Childhood Immunization Status - Rotavirus</i>		79.08%	R	R	Reported
<i>Childhood Immunization Status - Influenza</i>		38.69%	R	R	Reported
<i>Childhood Immunization Status - Combo 3</i>		75.18%	R	R	Reported
<i>Childhood Immunization Status - Combo 7</i>		69.34%	R	R	Reported
<i>Childhood Immunization Status - Combo 10</i>		33.33%	R	R	Reported
<b>Immunizations for Adolescents (IMA)</b>					
<i>Immunizations for Adolescents - Meningococcal</i>		90.02%	R	R	Reported
<i>Immunizations for Adolescents - Tdap</i>		90.02%	R	R	Reported
<i>Immunizations for Adolescents - HPV</i>		39.17%	R	R	Reported
<i>Immunizations for Adolescents - Combination 1</i>		88.81%	R	R	Reported
<i>Immunizations for Adolescents - Combination 2</i>		38.69%	R	R	Reported
<b>Lead Screening in Children (LSC)</b>					
<i>Lead Screening in Children</i>			NQ	NQ	Not Required
<b>Breast Cancer Screening (BCS)</b>					



**Appendix D: Department of Community Health, State of Georgia**  
**HEDIS Interactive Data Submission System Data for Peach State PeachCare for Kids®**

<i>Breast Cancer Screening</i>			NQ	NQ	Not Required
<b>Cervical Cancer Screening (CCS)</b>					
<i>Cervical Cancer Screening</i>			NQ	NQ	Not Required
<b>Chlamydia Screening in Women (CHL)</b>					
<i>Chlamydia Screening in Women (Total)</i>		55.07%	R	R	Reported
<b>Appropriate Testing for Pharyngitis (CWP)</b>					
<i>Appropriate Testing for Pharyngitis (Total)</i>			NQ	NQ	Not Required
<b>Use of Spirometry Testing in the Assessment and Diagnosis of COPD (SPR)</b>					
<i>Use of Spirometry Testing in the Assessment and Diagnosis of COPD</i>			NQ	NQ	Not Required
<b>Pharmacotherapy Management of COPD Exacerbation (PCE)</b>					
<i>Pharmacotherapy Management of COPD Exacerbation - Systemic Corticosteroid</i>			NQ	NQ	Not Required
<i>Pharmacotherapy Management of COPD Exacerbation - Bronchodilator</i>			NQ	NQ	Not Required
<b>Asthma Medication Ratio (AMR)</b>	Y				
<i>Asthma Medication Ratio (Total)</i>		82.09%	R	R	Reported
<b>Controlling High Blood Pressure (CBP)</b>					
<i>Controlling High Blood Pressure</i>			NQ	NQ	Not Required
<b>Persistence of Beta-Blocker Treatment After a Heart Attack (PBH)</b>					
<i>Persistence of Beta-Blocker Treatment After a Heart Attack</i>			NQ	NQ	Not Required
<b>Statin Therapy for Patients With Cardiovascular Disease (SPC)</b>					
<i>Statin Therapy for Patients With Cardiovascular Disease - Received Statin Therapy (Total)</i>			NQ	NQ	Not Required
<i>Statin Therapy for Patients With Cardiovascular Disease - Statin Adherence 80% (Total)</i>			NQ	NQ	Not Required
<b>Cardiac Rehabilitation (CRE)</b>					
<i>Cardiac Rehabilitation - Initiation (Total)</i>			NQ	NQ	Not Required
<i>Cardiac Rehabilitation - Engagement1 (Total)</i>			NQ	NQ	Not Required
<i>Cardiac Rehabilitation - Engagement2 (Total)</i>			NQ	NQ	Not Required
<i>Cardiac Rehabilitation - Achievement (Total)</i>			NQ	NQ	Not Required
<b>Comprehensive Diabetes Care (CDC)</b>					
<i>Comprehensive Diabetes Care - HbA1c Testing</i>			NQ	NQ	Not Required

**Appendix D: Department of Community Health, State of Georgia**  
**HEDIS Interactive Data Submission System Data for Peach State PeachCare for Kids®**

<i>Comprehensive Diabetes Care - Poor HbA1c Control</i>			NQ	NQ	Not Required
<i>Comprehensive Diabetes Care - HbA1c Control (&lt;8%)</i>			NQ	NQ	Not Required
<i>Comprehensive Diabetes Care - Eye Exams</i>			NQ	NQ	Not Required
<i>Comprehensive Diabetes Care - Blood Pressure Control (&lt;140/90)</i>			NQ	NQ	Not Required
<b>Kidney Health Evaluation for Patients With Diabetes (KED)</b>					
<i>Kidney Health Evaluation for Patients With Diabetes (Total)</i>			NQ	NQ	Not Required
<b>Statin Therapy for Patients With Diabetes (SPD)</b>					
<i>Statin Therapy for Patients With Diabetes - Received Statin Therapy</i>			NQ	NQ	Not Required
<i>Statin Therapy for Patients With Diabetes - Statin Adherence 80%</i>			NQ	NQ	Not Required
<b>Antidepressant Medication Management (AMM)</b>					
<i>Antidepressant Medication Management - Effective Acute Phase Treatment</i>			NQ	NQ	Not Required
<i>Antidepressant Medication Management - Effective Continuation Phase Treatment</i>			NQ	NQ	Not Required
<b>Follow-Up Care for Children Prescribed ADHD Medication (ADD)</b>	Y				
<i>Follow-Up Care for Children Prescribed ADHD Medication - Initiation Phase</i>		44.55%	R	R	Reported
<i>Follow-Up Care for Children Prescribed ADHD Medication - Continuation and Maintenance Phase</i>		71.5%	R	R	Reported
<b>Follow-up After Hospitalization for Mental Illness (FUH)</b>					
<i>Follow-Up After Hospitalization For Mental Illness - 30 days (Total)</i>			NQ	NQ	Not Required
<i>Follow-Up After Hospitalization For Mental Illness - 7 days (Total)</i>			NQ	NQ	Not Required
<b>Follow-Up After Emergency Department Visit for Mental Illness (FUM)</b>					
<i>Follow-Up After Emergency Department Visit for Mental Illness - 30 days (Total)</i>			NQ	NQ	Not Required
<i>Follow-Up After Emergency Department Visit for Mental Illness - 7 days (Total)</i>			NQ	NQ	Not Required
<b>Follow-Up After High-Intensity Care for Substance Use Disorder (FUI)</b>					
<i>Follow-Up After High-Intensity Care for Substance Use Disorder - 30 days (Total)</i>			NQ	NQ	Not Required
<i>Follow-Up After High-Intensity Care for Substance Use Disorder - 7 Days (Total)</i>			NQ	NQ	Not Required
<b>Follow-Up After Emergency Department Visit for Alcohol and Other Drug Abuse or Dependence (FUA)</b>					
<i>Follow-Up After Emergency Department Visit for Alcohol and Other Drug Abuse or Dependence - 30 days (Total)</i>			NQ	NQ	Not Required

**Appendix D: Department of Community Health, State of Georgia**  
**HEDIS Interactive Data Submission System Data for Peach State PeachCare for Kids®**

<i>Follow-Up After Emergency Department Visit for Alcohol and Other Drug Abuse or Dependence - 7 days (Total)</i>			NQ	NQ	Not Required
<b>Pharmacotherapy for Opioid Use Disorder (POD)</b>					
<i>Pharmacotherapy for Opioid Use Disorder (Total)</i>			NQ	NQ	Not Required
<b>Diabetes Screening for People With Schizophrenia or Bipolar Disorder Who Are Using Antipsychotic Medications (SSD)</b>					
<i>Diabetes Screening for People With Schizophrenia or Bipolar Disorder Who Are Using Antipsychotic Medications</i>			NQ	NQ	Not Required
<b>Diabetes Monitoring for People With Diabetes and Schizophrenia (SMD)</b>					
<i>Diabetes Monitoring for People With Diabetes and Schizophrenia</i>			NQ	NQ	Not Required
<b>Cardiovascular Monitoring for People With Cardiovascular Disease and Schizophrenia (SMC)</b>					
<i>Cardiovascular Monitoring for People With Cardiovascular Disease and Schizophrenia</i>			NQ	NQ	Not Required
<b>Adherence to Antipsychotic Medications for Individuals With Schizophrenia (SAA)</b>					
<i>Adherence to Antipsychotic Medications for Individuals With Schizophrenia</i>			NQ	NQ	Not Required
<b>Metabolic Monitoring for Children and Adolescents on Antipsychotics (APM)</b>					
<i>Metabolic Monitoring for Children and Adolescents on Antipsychotics - Blood Glucose Testing (Total)</i>			NQ	NQ	Not Required
<i>Metabolic Monitoring for Children and Adolescents on Antipsychotics - Cholesterol Testing (Total)</i>			NQ	NQ	Not Required
<i>Metabolic Monitoring for Children and Adolescents on Antipsychotics - Blood Glucose and Cholesterol Testing (Total)</i>			NQ	NQ	Not Required
<b>Non-Recommended Cervical Cancer Screening in Adolescent Females (NCS)</b>					
<i>Non-Recommended Cervical Cancer Screening in Adolescent Females</i>			NQ	NQ	Not Required
<b>Appropriate Treatment for Upper Respiratory Infection (URI)</b>					
<i>Appropriate Treatment for Upper Respiratory Infection (Total)</i>			NQ	NQ	Not Required
<b>Avoidance of Antibiotic Treatment for Acute Bronchitis/Bronchiolitis (AAB)</b>					
<i>Avoidance of Antibiotic Treatment for Acute Bronchitis/Bronchiolitis (Total)</i>			NQ	NQ	Not Required
<b>Use of Imaging Studies for Low Back Pain (LBP)</b>					
<i>Use of Imaging Studies for Low Back Pain</i>			NQ	NQ	Not Required
<b>Use of Opioids at High Dosage (HDO)</b>					
<i>Use of Opioids at High Dosage</i>			NQ	NQ	Not Required

**Appendix D: Department of Community Health, State of Georgia**  
**HEDIS Interactive Data Submission System Data for Peach State PeachCare for Kids®**

<b>Use of Opioids From Multiple Providers (UOP)</b>					
<i>Use of Opioids From Multiple Providers - Multiple Prescribers</i>			NQ	NQ	Not Required
<i>Use of Opioids From Multiple Providers - Multiple Pharmacies</i>			NQ	NQ	Not Required
<i>Use of Opioids From Multiple Providers - Multiple Prescribers and Multiple Pharmacies</i>			NQ	NQ	Not Required
<b>Risk of Continued Opioid Use (COU)</b>					
<i>Risk of Continued Opioid Use - &gt;=15 Days (Total)</i>			NQ	NQ	Not Required
<i>Risk of Continued Opioid Use - &gt;=31 Days (Total)</i>			NQ	NQ	Not Required
<b>Access/Availability of Care</b>					
<b>Adults' Access to Preventive/Ambulatory Health Services (AAP)</b>					
<i>Adults' Access to Preventive/Ambulatory Health Services (Total)</i>			NQ	NQ	Not Required
<b>Annual Dental Visit (ADV)</b>	Y				
<i>Annual Dental Visit (Total)</i>		60.25%	R	R	Reported
<b>Initiation and Engagement of Alcohol and Other Drug Abuse or Dependence Treatment (IET)</b>					
<i>Initiation and Engagement of Alcohol and Other Drug Abuse or Dependence Treatment - Initiation of AOD - Alcohol Abuse or Dependence (Total)</i>			NQ	NQ	Not Required
<i>Initiation and Engagement of Alcohol and Other Drug Abuse or Dependence Treatment - Engagement of AOD - Alcohol Abuse or Dependence (Total)</i>			NQ	NQ	Not Required
<i>Initiation and Engagement of Alcohol and Other Drug Abuse or Dependence Treatment - Initiation of AOD - Opioid Abuse or Dependence (Total)</i>			NQ	NQ	Not Required
<i>Initiation and Engagement of Alcohol and Other Drug Abuse or Dependence Treatment - Engagement of AOD - Opioid Abuse or Dependence (Total)</i>			NQ	NQ	Not Required
<i>Initiation and Engagement of Alcohol and Other Drug Abuse or Dependence Treatment - Initiation of AOD - Other Drug Abuse or Dependence (Total)</i>			NQ	NQ	Not Required
<i>Initiation and Engagement of Alcohol and Other Drug Abuse or Dependence Treatment - Engagement of AOD - Other Drug Abuse or Dependence (Total)</i>			NQ	NQ	Not Required
<i>Initiation and Engagement of Alcohol and Other Drug Abuse or Dependence Treatment - Initiation of AOD - Total (Total)</i>			NQ	NQ	Not Required
<i>Initiation and Engagement of Alcohol and Other Drug Abuse or Dependence Treatment - Engagement of AOD - Total (Total)</i>			NQ	NQ	Not Required
<b>Prenatal and Postpartum Care (PPC)</b>					
<i>Prenatal and Postpartum Care - Timeliness of Prenatal Care</i>		76.47%	NA	R	Reported
<i>Prenatal and Postpartum Care - Postpartum Care</i>		52.94%	NA	R	Reported

**Appendix D: Department of Community Health, State of Georgia**  
**HEDIS Interactive Data Submission System Data for Peach State PeachCare for Kids®**

<b>Use of First-Line Psychosocial Care for Children and Adolescents on Antipsychotics (APP)</b>	Y				
<i>Use of First-Line Psychosocial Care for Children and Adolescents on Antipsychotics (Total)</i>		64.18%	R	R	Reported
<b>Utilization</b>					
<b>Well-Child Visits in the First 30 Months of Life (W30)</b>					
<i>Well-Child Visits in the First 30 Months of Life (First 15 Months)</i>		62.25%	R	R	Reported
<i>Well-Child Visits in the First 30 Months of Life (15 Months-30 Months)</i>		76.06%	R	R	Reported
<b>Child and Adolescent Well-Care Visits (WCV)</b>					
<i>Child and Adolescent Well-Care Visits (Total)</i>		55.27%	R	R	Reported
<b>Frequency of Selected Procedures (FSP)</b>			NQ	NQ	Not Required
<b>Ambulatory Care (AMBa)</b>			R	R	Reported
<b>Ambulatory Care (Dual) (AMBb)</b>			NR	NR	Not Reported
<b>Ambulatory Care (Disabled) (AMBc)</b>			NR	NR	Not Reported
<b>Ambulatory Care (Low Income) (AMBd)</b>			NR	NR	Not Reported
<b>Inpatient Utilization - General Hospital/Acute Care (IPUa)</b>			R	R	Reported
<b>Inpatient Utilization - General Hospital/Acute Care (Dual) (IPUb)</b>			NR	NR	Not Reported
<b>Inpatient Utilization - General Hospital/Acute Care (Disabled) (IPUc)</b>			NR	NR	Not Reported
<b>Inpatient Utilization - General Hospital/Acute Care (Low Income) (IPUd)</b>			NR	NR	Not Reported
<b>Identification of Alcohol and other Drug Services (IADa)</b>			NQ	NQ	Not Required
<b>Identification of Alcohol and Other Drug Services (Dual) (IADb)</b>			NQ	NQ	Not Required
<b>Identification of Alcohol and Other Drug Services (Disabled) (IADc)</b>			NQ	NQ	Not Required
<b>Identification of Alcohol and Other Drug Services (Low Income) (IADd)</b>			NQ	NQ	Not Required
<b>Mental Health Utilization (MPTa)</b>			NQ	NQ	Not Required
<b>Mental Health Utilization (Dual) (MPTb)</b>			NQ	NQ	Not Required
<b>Mental Health Utilization (Disabled) (MPTc)</b>			NQ	NQ	Not Required
<b>Mental Health Utilization (Low Income) (MPTd)</b>			NQ	NQ	Not Required
<b>Antibiotic Utilization (ABXa)</b>			NQ	NQ	Not Required
<b>Antibiotic Utilization (Dual) (ABXb)</b>			NQ	NQ	Not Required

**Appendix D: Department of Community Health, State of Georgia**  
**HEDIS Interactive Data Submission System Data for Peach State PeachCare for Kids®**

Antibiotic Utilization (Disabled) (ABXc)			NQ	NQ	Not Required
Antibiotic Utilization (Low Income) (ABXd)			NQ	NQ	Not Required
<b>Risk Adjusted Utilization</b>					
Plan All-Cause Readmissions (PCR)			NQ	NQ	Not Required
<b>Health Plan Descriptive Information</b>					
Enrollment by Product Line (ENPa)			NQ	NQ	Not Required
Enrollment by Product Line (Dual) (ENPb)			NQ	NQ	Not Required
Enrollment by Product Line (Disabled) (ENPc)			NQ	NQ	Not Required
Enrollment by Product Line (Low Income) (ENPd)			NQ	NQ	Not Required
Language Diversity of Membership (LDM)			NQ	NQ	Not Required
Race/Ethnicity Diversity of Membership (RDM)			NQ	NQ	Not Required
<b>Electronic Clinical Data Systems</b>					
<b>Breast Cancer Screening (BCS-E)</b>					
<i>Breast Cancer Screening</i>			NR	NR	Not Reported
<b>Follow-Up Care for Children Prescribed ADHD Medication (ADD-E)</b>					
<i>Follow-Up Care for Children Prescribed ADHD Medication - Initiation Phase</i>			NR	NR	Not Reported
<i>Follow-Up Care for Children Prescribed ADHD Medication - Continuation and Maintenance Phase</i>			NR	NR	Not Reported
<b>Depression Screening and Follow-Up for Adolescents and Adults (DSF-E)</b>					
<i>Depression Screening and Follow-Up for Adolescents and Adults - Depression Screening (Total)</i>			NR	NR	Not Reported
<i>Depression Screening and Follow-Up for Adolescents and Adults - Follow-up on Positive Screen (Total)</i>			NR	NR	Not Reported
<b>Utilization of the PHQ-9 to Monitor Depression Symptoms for Adolescents and Adults (DMS-E)</b>					
<i>Utilization of the PHQ-9 to Monitor Depression Symptoms for Adolescents and Adults - Utilization of PHQ-9-Period1 (Total)</i>			NR	NR	Not Reported
<i>Utilization of the PHQ-9 to Monitor Depression Symptoms for Adolescents and Adults - Utilization of PHQ-9-Period2 (Total)</i>			NR	NR	Not Reported
<i>Utilization of the PHQ-9 to Monitor Depression Symptoms for Adolescents and Adults - Utilization of PHQ-9-Period3 (Total)</i>			NR	NR	Not Reported
<i>Utilization of the PHQ-9 to Monitor Depression Symptoms for Adolescents and Adults - Utilization of PHQ-9-Total (Total)</i>			NR	NR	Not Reported
<b>Depression Remission or Response for Adolescents and Adults (DRR-E)</b>					

**Appendix D: Department of Community Health, State of Georgia**  
**HEDIS Interactive Data Submission System Data for Peach State PeachCare for Kids®**

<i>Depression Remission or Response for Adolescents and Adults - Follow-up PHQ-9 (Total)</i>			NR	NR	Not Reported
<i>Depression Remission or Response for Adolescents and Adults - Depression Remission (Total)</i>			NR	NR	Not Reported
<i>Depression Remission or Response for Adolescents and Adults - Depression Response (Total)</i>			NR	NR	Not Reported
<b>Unhealthy Alcohol Use Screening and Follow-Up (ASF-E)</b>					
<i>Unhealthy Alcohol Use Screening and Follow-Up - Unhealthy Alcohol Use Screening (Total)</i>			NR	NR	Not Reported
<i>Unhealthy Alcohol Use Screening and Follow-Up - Alcohol Counseling or Other Follow-Up Care (Total)</i>			NR	NR	Not Reported
<b>Adult Immunization Status (AIS-E)</b>					
<i>Adult Immunization Status - Influenza</i>			NR	NR	Not Reported
<i>Adult Immunization Status - Td/Tdap</i>			NR	NR	Not Reported
<i>Adult Immunization Status - Zoster</i>			NR	NR	Not Reported
<b>Prenatal Immunization Status (PRS-E)</b>					
<i>Prenatal Immunization Status - Influenza</i>			NR	NR	Not Reported
<i>Prenatal Immunization Status - Tdap</i>			NR	NR	Not Reported
<i>Prenatal Immunization Status - Combination</i>			NR	NR	Not Reported
<b>Prenatal Depression Screening and Follow-Up (PND-E)</b>					
<i>Prenatal Depression Screening and Follow-Up - Depression Screening</i>			NR	NR	Not Reported
<i>Prenatal Depression Screening and Follow-Up - Follow-Up on Positive Screen</i>			NR	NR	Not Reported
<b>Postpartum Depression Screening and Follow-Up (PDS-E)</b>					
<i>Postpartum Depression Screening and Follow-Up - Depression Screening</i>			NR	NR	Not Reported
<i>Postpartum Depression Screening and Follow-Up - Follow-Up on Positive Screen</i>			NR	NR	Not Reported

**Appendix D: Department of Community Health, State of Georgia  
HEDIS Interactive Data Submission System Data for Peach State PeachCare for Kids®**

Peach State Health Plan (Org ID: 6625, Sub ID: 15149, Medicaid, Special Area: Georgia, Special Project: PeachCare, Contract Number: )

MeasurementYear: 2021

**Weight Assessment and Counseling for Nutrition and Physical Activity for Children/Adolescents (WCC)**

IndicatorMetric	BMIPercentile			NutritionCounseling			PhysicalActivityCounseling		
	3-11	12-17	Total	3-11	12-17	Total	3-11	12-17	Total
IndicatorKey	202501_20	202500_20	202502_20	202504_20	202503_20	202505_20	202507_20	202506_20	202508_20
CollectionMethod									
EligiblePopulation									
NumeratorByAdminElig									
CYAR									
MinReqSampleSize									
OversampleRate									
OversampleRecordsNumber									
ExclusionValidDataErrors									
ExclusionAdminOptional									
ExclusionMedRecsOptional									
ExclusionEmployeeOrDep									
OversampleRecsAdded									
Denominator									
NumeratorByAdmin									
NumeratorByMedicalRecords									
NumeratorBySupplemental									
Rate									
AuditDesignation	NQ	NQ	NQ	NQ	NQ	NQ	NQ	NQ	NQ
Status	NQ	NQ	NQ	NQ	NQ	NQ	NQ	NQ	NQ



**Appendix D: Department of Community Health, State of Georgia  
HEDIS Interactive Data Submission System Data for Peach State PeachCare for Kids®**

Peach State Health Plan (Org ID: 6625, Sub ID: 15149, Medicaid, Special Area: Georgia, Special Project: PeachCare, Contract Number: )

MeasurementYear: 2021

Childhood Immunization Status (CIS)

IndicatorMetric	DTaP	IPV	MMR	HIB	HepatitisB	VZV	PneumococcalConjugate	HepatitisA	Rotavirus	Influenza	Combo3	Combo7	Combo10
IndicatorKey	200725_20	200729_20	200731_20	200726_20	200728_20	200733_20	200715_20	200727_20	200732_20	200730_20	200718_20	200722_20	200716_20
CollectionMethod	H	H	H	H	H	H	H	H	H	H	H	H	H
EligiblePopulation	2481	2481	2481	2481	2481	2481	2481	2481	2481	2481	2481	2481	2481
NumeratorByAdminElig	1977	2218	2192	2168	2194	2177	2006	2174	1976	931	1860	1719	791
CYAR	79.69	89.40	88.35	87.38	88.43	87.75	80.85	87.63	79.65	37.53	74.97	69.29	31.88
MinReqSampleSize	411	411	411	411	411	411	411	411	411	411	411	411	411
OversampleRate	0.05	0.05	0.05	0.05	0.05	0.05	0.05	0.05	0.05	0.05	0.05	0.05	0.05
OversampleRecordsNumber	21	21	21	21	21	21	21	21	21	21	21	21	21
ExclusionValidDataErrors	0	0	0	0	0	0	0	0	0	0	0	0	0
ExclusionAdminOptional	0	0	0	0	0	0	0	0	0	0	0	0	0
ExclusionMedRecsOptional	0	0	0	0	0	0	0	0	0	0	0	0	0
ExclusionEmployeeOrDep	0	0	0	0	0	0	0	0	0	0	0	0	0
OversampleRecsAdded	0	0	0	0	0	0	0	0	0	0	0	0	0
Denominator	411	411	411	411	411	411	411	411	411	411	411	411	411
NumeratorByAdmin	250	291	331	298	194	330	254	332	253	138	157	142	70
NumeratorByMedicalRecords	1	1	0	0	6	0	1	0	2	1	5	5	2
NumeratorBySupplemental	77	74	29	61	161	27	79	26	70	20	147	138	65
Rate	79.81	89.05	87.59	87.35	87.83	86.86	81.27	87.10	79.08	38.69	75.18	69.34	33.33
AuditDesignation	R	R	R	R	R	R	R	R	R	R	R	R	R
Status	R	R	R	R	R	R	R	R	R	R	R	R	R

**Appendix D: Department of Community Health, State of Georgia**  
**HEDIS Interactive Data Submission System Data for Peach State PeachCare for Kids®**

**Peach State Health Plan (Org ID: 6625, Sub ID: 15149, Medicaid, Special Area: Georgia, Special Project: PeachCare, Contract Number: )**

**MeasurementYear: 2021**

**Immunizations for Adolescents (IMA)**

<b>IndicatorMetric</b>	Meningococcal	Tdap	HPV	Combo1	Combo2
<b>IndicatorKey</b>	201710_20	201711_20	201709_20	201707_20	201708_20
<b>CollectionMethod</b>	H	H	H	H	H
<b>EligiblePopulation</b>	5338	5338	5338	5338	5338
<b>NumeratorByAdminElig</b>	4794	4808	1927	4741	1892
<b>CYAR</b>	89.81	90.07	36.10	88.82	35.44
<b>MinReqSampleSize</b>	411	411	411	411	411
<b>OversampleRate</b>	0.05	0.05	0.05	0.05	0.05
<b>OversampleRecordsNumber</b>	21	21	21	21	21
<b>ExclusionValidDataErrors</b>	0	0	0	0	0
<b>ExclusionAdminOptional</b>	0	0	0	0	0
<b>ExclusionMedRecsOptional</b>	0	0	0	0	0
<b>ExclusionEmployeeOrDep</b>	0	0	0	0	0
<b>OversampleRecsAdded</b>	0	0	0	0	0
<b>Denominator</b>	411	411	411	411	411
<b>NumeratorByAdmin</b>	330	331	133	323	128
<b>NumeratorByMedicalRecords</b>	1	1	2	1	2
<b>NumeratorBySupplemental</b>	39	38	26	41	29
<b>Rate</b>	90.02	90.02	39.17	88.81	38.69
<b>AuditDesignation</b>	R	R	R	R	R
<b>Status</b>	R	R	R	R	R

**Appendix D: Department of Community Health, State of Georgia  
 HEDIS Interactive Data Submission System Data for Peach State PeachCare for Kids®**

Peach State Health Plan (Org ID: 6625, Sub ID: 15149, Medicaid,  
 Special Area: Georgia, Special Project: PeachCare, Contract Number: )  
 MeasurementYear: 2021

**Lead Screening in Children (LSC)**

<b>IndicatorMetric</b>	LeadScreeningChildren
<b>IndicatorKey</b>	201858_20
<b>CollectionMethod</b>	
<b>EligiblePopulation</b>	
<b>NumeratorByAdminElig</b>	
<b>CYAR</b>	
<b>MinReqSampleSize</b>	
<b>OversampleRate</b>	
<b>OversampleRecordsNumber</b>	
<b>ExclusionValidDataErrors</b>	
<b>ExclusionAdminOptional</b>	
<b>ExclusionMedRecsOptional</b>	
<b>ExclusionEmployeeOrDep</b>	
<b>OversampleRecsAdded</b>	
<b>Denominator</b>	
<b>NumeratorByAdmin</b>	
<b>NumeratorByMedicalRecords</b>	
<b>NumeratorBySupplemental</b>	
<b>Rate</b>	
<b>AuditDesignation</b>	NQ
<b>Status</b>	NQ

**Appendix D: Department of Community Health, State of Georgia  
 HEDIS Interactive Data Submission System Data for Peach State PeachCare for Kids®**

**Peach State Health Plan (Org ID: 6625, Sub ID: 15149, Medicaid,  
 Special Area: Georgia, Special Project: PeachCare, Contract  
 Number: )**

**MeasurementYear: 2021**

**Breast Cancer Screening (BCS)**

<b>IndicatorMetric</b>	BreastCancerScreening
<b>IndicatorKey</b>	200694_20
<b>EligiblePopulation</b>	
<b>ExclusionAdminRequired</b>	
<b>ExclusionAdminOptional</b>	
<b>NumeratorByAdmin</b>	
<b>NumeratorBySupplemental</b>	
<b>Rate</b>	
<b>AuditDesignation</b>	NQ
<b>Status</b>	NQ

**Appendix D: Department of Community Health, State of Georgia  
HEDIS Interactive Data Submission System Data for Peach State PeachCare for Kids®**

Peach State Health Plan (Org ID: 6625, Sub ID: 15149, Medicaid, Special Area: Georgia, Special Project: PeachCare, Contract Number: )

MeasurementYear: 2021

Cervical Cancer Screening (CCS)

<b>IndicatorMetric</b>	CervicalCancerScreening
<b>IndicatorKey</b>	200701_20
<b>CollectionMethod</b>	
<b>EligiblePopulation</b>	
<b>ExclusionAdminRequired</b>	
<b>NumeratorByAdminElig</b>	
<b>CYAR</b>	
<b>MinReqSampleSize</b>	
<b>OversampleRate</b>	
<b>OversampleRecordsNumber</b>	
<b>ExclusionValidDataErrors</b>	
<b>ExclusionAdminOptional</b>	
<b>ExclusionMedRecsOptional</b>	
<b>ExclusionEmployeeOrDep</b>	
<b>OversampleRecsAdded</b>	
<b>Denominator</b>	
<b>NumeratorByAdmin</b>	
<b>NumeratorByMedicalRecords</b>	
<b>NumeratorBySupplemental</b>	
<b>Rate</b>	
<b>AuditDesignation</b>	NQ
<b>Status</b>	NQ

**Appendix D: Department of Community Health, State of Georgia  
HEDIS Interactive Data Submission System Data for Peach State PeachCare for Kids®**

**Peach State Health Plan (Org ID: 6625, Sub ID: 15149, Medicaid, Special Area:  
Georgia, Special Project: PeachCare, Contract Number: )**

**MeasurementYear: 2021**

**Chlamydia Screening in Women (CHL)**

<b>IndicatorMetric</b>	<b>ChlamydiaScreening</b>		
<b>Age</b>	16-20	21-24	Total
<b>IndicatorKey</b>	200712_20	200713_20	200714_20
<b>EligiblePopulation</b>	3521	0	3521
<b>ExclusionAdminOptional</b>	194	0	194
<b>NumeratorByAdmin</b>	1893	0	1893
<b>NumeratorBySupplemental</b>	46	0	46
<b>Rate</b>	55.07		55.07
<b>AuditDesignation</b>	R	R	R
<b>Status</b>	R	NA	R

**Appendix D: Department of Community Health, State of Georgia  
HEDIS Interactive Data Submission System Data for Peach State PeachCare for Kids®**

**Peach State Health Plan (Org ID: 6625, Sub ID: 15149, Medicaid, Special Area: Georgia,  
Special Project: PeachCare, Contract Number: )**

**MeasurementYear: 2021**

**Appropriate Testing for Pharyngitis (CWP)**

<b>IndicatorMetric</b>	<b>AppropriatePharyngitisTesting</b>			
<b>Age</b>	3-17	18-64	65+	Total
<b>IndicatorKey</b>	210013_10	210012_10	210014_10	210015_10
<b>EligiblePopulation</b>				
<b>NumeratorByAdmin</b>				
<b>NumeratorBySupplemental</b>				
<b>Rate</b>				
<b>AuditDesignation</b>	NQ	NQ	NQ	NQ
<b>Status</b>	NQ	NQ	NQ	NQ

Appendix D: Department of Community Health, State of Georgia  
HEDIS Interactive Data Submission System Data for Peach State PeachCare for Kids®

Peach State Health Plan (Org ID: 6625, Sub ID: 15149, Medicaid,  
Special Area: Georgia, Special Project: PeachCare, Contract  
Number: )

MeasurementYear: 2021

Use of Spirometry Testing in the Assessment and Diagnosis of COPD  
(SPR)

<b>IndicatorMetric</b>	SpirometryTestingCOPD
<b>IndicatorKey</b>	202457_20
<b>EligiblePopulation</b>	
<b>NumeratorByAdmin</b>	
<b>NumeratorBySupplemental</b>	
<b>Rate</b>	
<b>AuditDesignation</b>	NQ
<b>Status</b>	NQ



**Appendix D: Department of Community Health, State of Georgia  
 HEDIS Interactive Data Submission System Data for Peach State PeachCare for Kids®**

**Peach State Health Plan (Org ID: 6625, Sub ID: 15149, Medicaid, Special Area:  
 Georgia, Special Project: PeachCare, Contract Number: )**

**MeasurementYear: 2021**

**Pharmacotherapy Management of COPD Exacerbation (PCE)**

<b>IndicatorMetric</b>	SystemicCorticosteroid	Bronchodilator
<b>IndicatorKey</b>	201964_20	201963_20
<b>EligiblePopulation</b>		
<b>NumeratorByAdmin</b>		
<b>NumeratorBySupplemental</b>		
<b>Rate</b>		
<b>AuditDesignation</b>	NQ	NQ
<b>Status</b>	NQ	NQ

**Appendix D: Department of Community Health, State of Georgia  
HEDIS Interactive Data Submission System Data for Peach State PeachCare for Kids®**

**Peach State Health Plan (Org ID: 6625, Sub ID: 15149, Medicaid, Special Area: Georgia, Special Project:  
PeachCare, Contract Number: )**

**MeasurementYear: 2021**

**Asthma Medication Ratio (AMR)**

<b>IndicatorMetric</b>	<b>AsthmaMedicationRatio</b>				
<b>Age</b>	5-11	12-18	19-50	51-64	Total
<b>IndicatorKey</b>	200663_20	200661_20	200662_20	200664_20	200667_20
<b>EligiblePopulation</b>	677	579	6	0	1262
<b>ExclusionAdminRequired</b>	73	70	1	0	144
<b>NumeratorByAdmin</b>	588	443	5	0	1036
<b>NumeratorBySupplemental</b>	0	0	0	0	0
<b>Rate</b>	86.85	76.51	83.33		82.09
<b>AuditDesignation</b>	R	R	R	R	R
<b>Status</b>	R	R	NA	NA	R

Appendix D: Department of Community Health, State of Georgia  
HEDIS Interactive Data Submission System Data for Peach State PeachCare for Kids®

Peach State Health Plan (Org ID: 6625, Sub ID: 15149,  
Medicaid, Special Area: Georgia, Special Project: PeachCare,  
Contract Number: )

MeasurementYear: 2021

Controlling High Blood Pressure (CBP)

<b>IndicatorMetric</b>	ControlHighBP
<b>IndicatorKey</b>	200700_20
<b>CollectionMethod</b>	
<b>EligiblePopulation</b>	
<b>ExclusionAdminRequired</b>	
<b>NumeratorByAdminElig</b>	
<b>CYAR</b>	
<b>MinReqSampleSize</b>	
<b>OversampleRate</b>	
<b>OversampleRecordsNumber</b>	
<b>ExclusionValidDataErrors</b>	
<b>ExclusionAdminOptional</b>	
<b>ExclusionMedRecsOptional</b>	
<b>ExclusionEmployeeOrDep</b>	
<b>OversampleRecsAdded</b>	
<b>Denominator</b>	
<b>NumeratorByAdmin</b>	
<b>NumeratorByMedicalRecords</b>	
<b>NumeratorBySupplemental</b>	
<b>Rate</b>	
<b>AuditDesignation</b>	NQ
<b>Status</b>	NQ

**Appendix D: Department of Community Health, State of Georgia  
 HEDIS Interactive Data Submission System Data for Peach State PeachCare for Kids®**

**Peach State Health Plan (Org ID: 6625, Sub ID: 15149, Medicaid,  
 Special Area: Georgia, Special Project: PeachCare, Contract  
 Number: )**

**MeasurementYear: 2021**

**Persistence of Beta-Blocker Treatment After a Heart Attack (PBH)**

<b>IndicatorMetric</b>	BetaBlockerPersistence
<b>IndicatorKey</b>	201962_20
<b>EligiblePopulation</b>	
<b>ExclusionAdminOptional</b>	
<b>NumeratorByAdmin</b>	
<b>NumeratorBySupplemental</b>	
<b>Rate</b>	
<b>AuditDesignation</b>	NQ
<b>Status</b>	NQ

**Appendix D: Department of Community Health, State of Georgia  
HEDIS Interactive Data Submission System Data for Peach State PeachCare for Kids®**

Peach State Health Plan (Org ID: 6625, Sub ID: 15149, Medicaid, Special Area: Georgia, Special Project: PeachCare, Contract Number: )  
MeasurementYear: 2021

**Statin Therapy for Patients With Cardiovascular Disease (SPC)**

<b>IndicatorMetric</b>	ReceivedTherapy	Adherence	ReceivedTherapy	Adherence	ReceivedTherapy	Adherence
<b>Gender</b>	M		F		F,M	
<b>IndicatorKey</b>	202449_20	202452_20	202450_20	202453_20	202451_20	202454_20
<b>EligiblePopulation</b>						
<b>ExclusionAdminRequired</b>						
<b>NumeratorByAdmin</b>						
<b>NumeratorBySupplemental</b>						
<b>Rate</b>						
<b>AuditDesignation</b>	NQ	NQ	NQ	NQ	NQ	NQ
<b>Status</b>	NQ	NQ	NQ	NQ	NQ	NQ

**Appendix D: Department of Community Health, State of Georgia  
HEDIS Interactive Data Submission System Data for Peach State PeachCare for Kids®**

Peach State Health Plan (Org ID: 6625, Sub ID: 15149, Medicaid, Special Area: Georgia, Special Project: PeachCare, Contract Number: )

MeasurementYear: 2021

Cardiac Rehabilitation (CRE)

IndicatorMetric	Initiation	Engagement1	Engagement2	Achievement	Initiation	Engagement1	Engagement2	Achievement	Initiation	Engagement1	Engagement2	Achievement
<b>Age</b>	18-64				65+				Total			
<b>IndicatorKey</b>	210081_10	210075_10	210078_10	210072_10	210082_10	210076_10	210079_10	210073_10	210083_10	210077_10	210080_10	210074_10
<b>EligiblePopulation</b>												
<b>ExclusionAdminRequired</b>												
<b>NumeratorByAdmin</b>												
<b>NumeratorBySupplemental</b>												
<b>Rate</b>												
<b>AuditDesignation</b>	NQ	NQ	NQ	NQ	NQ	NQ	NQ	NQ	NQ	NQ	NQ	NQ
<b>Status</b>	NQ	NQ	NQ	NQ	NQ	NQ	NQ	NQ	NQ	NQ	NQ	NQ

**Appendix D: Department of Community Health, State of Georgia  
HEDIS Interactive Data Submission System Data for Peach State PeachCare for Kids®**

Peach State Health Plan (Org ID: 6625, Sub ID: 15149, Medicaid, Special Area: Georgia, Special Project: PeachCare, Contract Number: )  
MeasurementYear: 2021  
Comprehensive Diabetes Care (CDC)

<b>IndicatorMetric</b>	HbA1cTesting	PoorHbA1cControl	AdequateHbA1cControl	EyeExams	BPUnder140Over90
<b>IndicatorKey</b>	200708_20	200711_20	200707_20	200705_20	200704_20
<b>CollectionMethod</b>					
<b>EligiblePopulation</b>					
<b>ExclusionAdminRequired</b>					
<b>NumeratorByAdminElig</b>					
<b>CYAR</b>					
<b>MinReqSampleSize</b>					
<b>OversampleRate</b>					
<b>OversampleRecordsNumber</b>					
<b>ExclusionValidDataErrors</b>					
<b>ExclusionAdminOptional</b>					
<b>ExclusionMedRecsOptional</b>					
<b>ExclusionEmployeeOrDep</b>					
<b>OversampleRecsAdded</b>					
<b>Denominator</b>					
<b>NumeratorByAdmin</b>					
<b>NumeratorByMedicalRecords</b>					
<b>NumeratorBySupplemental</b>					
<b>Rate</b>					
<b>AuditDesignation</b>	NQ	NQ	NQ	NQ	NQ
<b>Status</b>	NQ	NQ	NQ	NQ	NQ

**Appendix D: Department of Community Health, State of Georgia  
HEDIS Interactive Data Submission System Data for Peach State PeachCare for Kids®**

**Peach State Health Plan (Org ID: 6625, Sub ID: 15149, Medicaid, Special Area: Georgia,  
Special Project: PeachCare, Contract Number: )**

**MeasurementYear: 2021**

**Kidney Health Evaluation for Patients With Diabetes (KED)**

<b>IndicatorMetric</b>	KidneyHealthEvaluation			
<b>Age</b>	18-64	65-74	75-85	Total
<b>IndicatorKey</b>	210084_10	210085_10	210086_10	210087_10
<b>EligiblePopulation</b>				
<b>ExclusionAdminRequired</b>				
<b>ExclusionAdminOptional</b>				
<b>NumeratorByAdmin</b>				
<b>NumeratorBySupplemental</b>				
<b>Rate</b>				
<b>AuditDesignation</b>	NQ	NQ	NQ	NQ
<b>Status</b>	NQ	NQ	NQ	NQ



**Appendix D: Department of Community Health, State of Georgia  
HEDIS Interactive Data Submission System Data for Peach State PeachCare for Kids®**

**Peach State Health Plan (Org ID: 6625, Sub ID: 15149, Medicaid, Special  
Area: Georgia, Special Project: PeachCare, Contract Number: )  
MeasurementYear: 2021**

**Statin Therapy for Patients With Diabetes (SPD)**

<b>IndicatorMetric</b>	ReceivedTherapy	Adherence
<b>IndicatorKey</b>	202455_20	202456_20
<b>EligiblePopulation</b>		
<b>ExclusionAdminRequired</b>		
<b>NumeratorByAdmin</b>		
<b>NumeratorBySupplemental</b>		
<b>Rate</b>		
<b>AuditDesignation</b>	NQ	NQ
<b>Status</b>	NQ	NQ

**Appendix D: Department of Community Health, State of Georgia  
HEDIS Interactive Data Submission System Data for Peach State PeachCare for Kids®**

**Peach State Health Plan (Org ID: 6625, Sub ID: 15149, Medicaid,  
Special Area: Georgia, Special Project: PeachCare, Contract Number: )  
MeasurementYear: 2021**

**Antidepressant Medication Management (AMM)**

<b>IndicatorMetric</b>	Acute	Continuation
<b>IndicatorKey</b>	200659_20	200660_20
<b>EligiblePopulation</b>		
<b>ExclusionAdminRequired</b>		
<b>NumeratorByAdmin</b>		
<b>NumeratorBySupplemental</b>		
<b>Rate</b>		
<b>AuditDesignation</b>	NQ	NQ
<b>Status</b>	NQ	NQ

**Appendix D: Department of Community Health, State of Georgia  
HEDIS Interactive Data Submission System Data for Peach State PeachCare for Kids®**

**Peach State Health Plan (Org ID: 6625, Sub ID: 15149, Medicaid,  
Special Area: Georgia, Special Project: PeachCare, Contract Number: )  
MeasurementYear: 2021**

**Follow-Up Care for Children Prescribed ADHD Medication (ADD)**

<b>IndicatorMetric</b>	Initiation	Continuation
<b>IndicatorKey</b>	200631_20	200630_20
<b>EligiblePopulation</b>	1313	200
<b>ExclusionAdminOptional</b>	0	0
<b>NumeratorByAdmin</b>	585	143
<b>NumeratorBySupplemental</b>	0	0
<b>Rate</b>	44.55	71.50
<b>AuditDesignation</b>	R	R
<b>Status</b>	R	R

**Appendix D: Department of Community Health, State of Georgia  
HEDIS Interactive Data Submission System Data for Peach State PeachCare for Kids®**

Peach State Health Plan (Org ID: 6625, Sub ID: 15149, Medicaid, Special Area: Georgia, Special Project: PeachCare, Contract Number: )

MeasurementYear: 2021

Follow-up After Hospitalization for Mental Illness (FUH)

<b>IndicatorMetric</b>	FollowUp30Day	FollowUp7Day	FollowUp30Day	FollowUp7Day	FollowUp30Day	FollowUp7Day	FollowUp30Day	FollowUp7Day
<b>Age</b>	6-17		18-64		65+		Total	
<b>IndicatorKey</b>	203481_10	203484_10	203479_10	203482_10	203480_10	203483_10	201179_20	201180_20
<b>EligiblePopulation</b>								
<b>NumeratorByAdmin</b>								
<b>NumeratorBySupplemental</b>								
<b>Rate</b>								
<b>AuditDesignation</b>	NQ	NQ	NQ	NQ	NQ	NQ	NQ	NQ
<b>Status</b>	NQ	NQ	NQ	NQ	NQ	NQ	NQ	NQ

**Appendix D: Department of Community Health, State of Georgia  
HEDIS Interactive Data Submission System Data for Peach State PeachCare for Kids®**

Peach State Health Plan (Org ID: 6625, Sub ID: 15149, Medicaid, Special Area: Georgia, Special Project: PeachCare, Contract Number: )

MeasurementYear: 2021

Follow-Up After Emergency Department Visit for Mental Illness (FUM)

<b>IndicatorMetric</b>	FollowUp30Day	FollowUp7Day	FollowUp30Day	FollowUp7Day	FollowUp30Day	FollowUp7Day	FollowUp30Day	FollowUp7Day
<b>Age</b>	6-17		18-64		65+		Total	
<b>IndicatorKey</b>	203487_10	203490_10	203485_10	203488_10	203486_10	203489_10	201181_20	201182_20
<b>EligiblePopulation</b>								
<b>NumeratorByAdmin</b>								
<b>NumeratorBySupplemental</b>								
<b>Rate</b>								
<b>AuditDesignation</b>	NQ	NQ	NQ	NQ	NQ	NQ	NQ	NQ
<b>Status</b>	NQ	NQ	NQ	NQ	NQ	NQ	NQ	NQ

**Appendix D: Department of Community Health, State of Georgia  
HEDIS Interactive Data Submission System Data for Peach State PeachCare for Kids®**

Peach State Health Plan (Org ID: 6625, Sub ID: 15149, Medicaid, Special Area: Georgia, Special Project: PeachCare, Contract Number: )

MeasurementYear: 2021

Follow-Up After High-Intensity Care for Substance Use Disorder (FUI)

<b>IndicatorMetric</b>	FollowUp30Day	FollowUp7Day	FollowUp30Day	FollowUp7Day	FollowUp30Day	FollowUp7Day	FollowUp30Day	FollowUp7Day
<b>Age</b>	13-17		18-64		65+		Total	
<b>IndicatorKey</b>	210017_10	210021_10	210018_10	210022_10	210019_10	210023_10	210016_10	210020_10
<b>EligiblePopulation</b>								
<b>NumeratorByAdmin</b>								
<b>NumeratorBySupplemental</b>								
<b>Rate</b>								
<b>AuditDesignation</b>	NQ	NQ	NQ	NQ	NQ	NQ	NQ	NQ
<b>Status</b>	NQ	NQ	NQ	NQ	NQ	NQ	NQ	NQ

**Appendix D: Department of Community Health, State of Georgia  
HEDIS Interactive Data Submission System Data for Peach State PeachCare for Kids®**

**Peach State Health Plan (Org ID: 6625, Sub ID: 15149, Medicaid, Special Area: Georgia, Special Project: PeachCare, Contract Number: )  
MeasurementYear: 2021**

**Follow-Up After Emergency Department Visit for Alcohol and Other Drug Abuse or Dependence (FUA)**

<b>IndicatorMetric</b>	FollowUp30Day	FollowUp7Day	FollowUp30Day	FollowUp7Day	FollowUp30Day	FollowUp7Day
<b>Age</b>	13-17		18+		Total	
<b>IndicatorKey</b>	201173_20	201178_20	201174_20	201176_20	201175_20	201177_20
<b>EligiblePopulation</b>						
<b>NumeratorByAdmin</b>						
<b>NumeratorBySupplemental</b>						
<b>Rate</b>						
<b>AuditDesignation</b>	NQ	NQ	NQ	NQ	NQ	NQ
<b>Status</b>	NQ	NQ	NQ	NQ	NQ	NQ

**Appendix D: Department of Community Health, State of Georgia  
HEDIS Interactive Data Submission System Data for Peach State PeachCare for Kids®**

**Peach State Health Plan (Org ID: 6625, Sub ID: 15149, Medicaid, Special Area:  
Georgia, Special Project: PeachCare, Contract Number: )**

**MeasurementYear: 2021**

**Pharmacotherapy for Opioid Use Disorder (POD)**

<b>IndicatorMetric</b>	PharmacotherapyOpioidUseDisorder		
<b>Age</b>	16-64	65+	Total
<b>IndicatorKey</b>	210065_10	210066_10	210067_10
<b>EligiblePopulation</b>			
<b>NumeratorByAdmin</b>			
<b>NumeratorBySupplemental</b>			
<b>Rate</b>			
<b>AuditDesignation</b>	NQ	NQ	NQ
<b>Status</b>	NQ	NQ	NQ



**Appendix D: Department of Community Health, State of Georgia  
 HEDIS Interactive Data Submission System Data for Peach State PeachCare for Kids®**

**Peach State Health Plan (Org ID: 6625, Sub ID: 15149, Medicaid, Special Area: Georgia, Special Project: PeachCare, Contract Number: )**

**MeasurementYear: 2021**

**Diabetes Screening for People With Schizophrenia or Bipolar Disorder Who Are Using Antipsychotic Medications (SSD)**

<b>IndicatorMetric</b>	DiabetesScreeningSchizophreniaUsingAntipsychotics
<b>IndicatorKey</b>	202458_20
<b>EligiblePopulation</b>	
<b>ExclusionAdminRequired</b>	
<b>NumeratorByAdmin</b>	
<b>NumeratorBySupplemental</b>	
<b>Rate</b>	
<b>AuditDesignation</b>	NQ
<b>Status</b>	NQ

**Appendix D: Department of Community Health, State of Georgia  
 HEDIS Interactive Data Submission System Data for Peach State PeachCare for Kids®**

**Peach State Health Plan (Org ID: 6625, Sub ID: 15149, Medicaid, Special Area:  
 Georgia, Special Project: PeachCare, Contract Number: )  
 MeasurementYear: 2021**

**Diabetes Monitoring for People With Diabetes and Schizophrenia (SMD)**

<b>IndicatorMetric</b>	DiabetesMonitoringSchizophrenia
<b>IndicatorKey</b>	202448_20
<b>EligiblePopulation</b>	
<b>ExclusionAdminOptional</b>	
<b>NumeratorByAdmin</b>	
<b>NumeratorBySupplemental</b>	
<b>Rate</b>	
<b>AuditDesignation</b>	NQ
<b>Status</b>	NQ

Appendix D: Department of Community Health, State of Georgia  
HEDIS Interactive Data Submission System Data for Peach State PeachCare for Kids®

Peach State Health Plan (Org ID: 6625, Sub ID: 15149, Medicaid, Special Area:  
Georgia, Special Project: PeachCare, Contract Number: )

MeasurementYear: 2021

Cardiovascular Monitoring for People With Cardiovascular Disease and  
Schizophrenia (SMC)

<b>IndicatorMetric</b>	CardiovascularMonitoringSchizophrenia
<b>IndicatorKey</b>	202447_20
<b>EligiblePopulation</b>	
<b>NumeratorByAdmin</b>	
<b>NumeratorBySupplemental</b>	
<b>Rate</b>	
<b>AuditDesignation</b>	NQ
<b>Status</b>	NQ

**Appendix D: Department of Community Health, State of Georgia  
 HEDIS Interactive Data Submission System Data for Peach State PeachCare for Kids®**

**Peach State Health Plan (Org ID: 6625, Sub ID: 15149, Medicaid, Special Area:  
 Georgia, Special Project: PeachCare, Contract Number: )  
 MeasurementYear: 2021**

**Adherence to Antipsychotic Medications for Individuals With Schizophrenia (SAA)**

<b>IndicatorMetric</b>	AdherenceAntipsychoticsSchizophrenia
<b>IndicatorKey</b>	202446_20
<b>EligiblePopulation</b>	
<b>ExclusionAdminRequired</b>	
<b>NumeratorByAdmin</b>	
<b>NumeratorBySupplemental</b>	
<b>Rate</b>	
<b>AuditDesignation</b>	NQ
<b>Status</b>	NQ

**Appendix D: Department of Community Health, State of Georgia  
HEDIS Interactive Data Submission System Data for Peach State PeachCare for Kids®**

Peach State Health Plan (Org ID: 6625, Sub ID: 15149, Medicaid, Special Area: Georgia, Special Project: PeachCare, Contract Number: )

MeasurementYear: 2021

Metabolic Monitoring for Children and Adolescents on Antipsychotics (APM)

IndicatorMetric	BloodGlucoseTesting	CholesterolTesting	BloodGlucoseCholesterolTesting	BloodGlucoseTesting	CholesterolTesting	BloodGlucoseCholesterolTesting	BloodGlucoseTesting	CholesterolTesting	BloodGlucoseCholesterolTesting
Age	1-11			12-17			Total		
IndicatorKey	210005_10	210009_10	210007_10	210006_10	210010_10	200674_20	210004_10	210008_10	200676_20
EligiblePopulation									
NumeratorByAdmin									
NumeratorBySupplemental									
Rate									
AuditDesignation	NQ	NQ	NQ	NQ	NQ	NQ	NQ	NQ	NQ
Status	NQ	NQ	NQ	NQ	NQ	NQ	NQ	NQ	NQ

**Appendix D: Department of Community Health, State of Georgia  
 HEDIS Interactive Data Submission System Data for Peach State PeachCare for Kids®**

**Peach State Health Plan (Org ID: 6625, Sub ID: 15149, Medicaid, Special Area:  
 Georgia, Special Project: PeachCare, Contract Number: )**

**MeasurementYear: 2021**

**Non-Recommended Cervical Cancer Screening in Adolescent Females (NCS)**

<b>IndicatorMetric</b>	NonRecommendedCervicalCancerScreening
<b>IndicatorKey</b>	201957_20
<b>EligiblePopulation</b>	
<b>ExclusionAdminRequired</b>	
<b>NumeratorByAdmin</b>	
<b>Rate</b>	
<b>AuditDesignation</b>	NQ
<b>Status</b>	NQ

**Appendix D: Department of Community Health, State of Georgia  
 HEDIS Interactive Data Submission System Data for Peach State PeachCare for Kids®**

**Peach State Health Plan (Org ID: 6625, Sub ID: 15149, Medicaid, Special Area:  
 Georgia, Special Project: PeachCare, Contract Number: )**

**MeasurementYear: 2021**

**Appropriate Treatment for Upper Respiratory Infection (URI)**

<b>IndicatorMetric</b>	<b>AppropriateURITreatment</b>			
<b>Age</b>	3m-17	18-64	65+	Total
<b>IndicatorKey</b>	210070_10	210069_10	210071_10	210068_10
<b>EligiblePopulation</b>				
<b>NumeratorByAdmin</b>				
<b>Rate</b>				
<b>AuditDesignation</b>	NQ	NQ	NQ	NQ
<b>Status</b>	NQ	NQ	NQ	NQ

**Appendix D: Department of Community Health, State of Georgia  
 HEDIS Interactive Data Submission System Data for Peach State PeachCare for Kids®**

**Peach State Health Plan (Org ID: 6625, Sub ID: 15149, Medicaid, Special Area:  
 Georgia, Special Project: PeachCare, Contract Number: )  
 MeasurementYear: 2021**

**Avoidance of Antibiotic Treatment for Acute Bronchitis/Bronchiolitis (AAB)**

<b>IndicatorMetric</b>	AvoidanceAntibioticTreatment			
<b>Age</b>	3m-17	18-64	65+	Total
<b>IndicatorKey</b>	210002_10	210001_10	210003_10	210000_10
<b>EligiblePopulation</b>				
<b>NumeratorByAdmin</b>				
<b>Rate</b>				
<b>AuditDesignation</b>	NQ	NQ	NQ	NQ
<b>Status</b>	NQ	NQ	NQ	NQ



Appendix D: Department of Community Health, State of Georgia  
HEDIS Interactive Data Submission System Data for Peach State PeachCare for Kids®

Peach State Health Plan (Org ID: 6625, Sub ID: 15149,  
Medicaid, Special Area: Georgia, Special Project: PeachCare,  
Contract Number: )

MeasurementYear: 2021

Use of Imaging Studies for Low Back Pain (LBP)

<b>IndicatorMetric</b>	LowBackPainImaging
<b>IndicatorKey</b>	201818_20
<b>EligiblePopulation</b>	
<b>ExclusionAdminRequired</b>	
<b>NumeratorByAdmin</b>	
<b>Rate</b>	
<b>AuditDesignation</b>	NQ
<b>Status</b>	NQ

**Appendix D: Department of Community Health, State of Georgia  
HEDIS Interactive Data Submission System Data for Peach State PeachCare for Kids®**

**Peach State Health Plan (Org ID: 6625, Sub ID: 15149,  
Medicaid, Special Area: Georgia, Special Project: PeachCare,  
Contract Number: )**

**MeasurementYear: 2021**

**Use of Opioids at High Dosage (HDO)**

<b>IndicatorMetric</b>	OpioidUseHighDosage
<b>IndicatorKey</b>	202527_10
<b>EligiblePopulation</b>	
<b>ExclusionAdminRequired</b>	
<b>NumeratorByAdmin</b>	
<b>Rate</b>	
<b>AuditDesignation</b>	NQ
<b>Status</b>	NQ

**Appendix D: Department of Community Health, State of Georgia  
 HEDIS Interactive Data Submission System Data for Peach State PeachCare for Kids®**

**Peach State Health Plan (Org ID: 6625, Sub ID: 15149, Medicaid, Special Area: Georgia, Special Project: PeachCare, Contract Number: )**

**MeasurementYear: 2021**

**Use of Opioids From Multiple Providers (UOP)**

<b>IndicatorMetric</b>	MultiplePrescribers	MultiplePharmacies	MultiplePrescribersMultiplePharmacies
<b>IndicatorKey</b>	202529_10	202528_10	202530_10
<b>EligiblePopulation</b>			
<b>NumeratorByAdmin</b>			
<b>Rate</b>			
<b>AuditDesignation</b>	NQ	NQ	NQ
<b>Status</b>	NQ	NQ	NQ

**Appendix D: Department of Community Health, State of Georgia  
HEDIS Interactive Data Submission System Data for Peach State PeachCare for Kids®**

Peach State Health Plan (Org ID: 6625, Sub ID: 15149, Medicaid, Special Area: Georgia, Special Project: PeachCare, Contract Number: )

MeasurementYear: 2021

Risk of Continued Opioid Use (COU)

<b>IndicatorMetric</b>	Covered15OrMoreDays	Covered31OrMoreDays	Covered15OrMoreDays	Covered31OrMoreDays	Covered15OrMoreDays	Covered31OrMoreDays
<b>Age</b>	18-64		65+		Total	
<b>IndicatorKey</b>	203434_10	203437_10	203435_10	203438_10	203436_10	203439_10
<b>EligiblePopulation</b>						
<b>ExclusionAdminRequired</b>						
<b>NumeratorByAdmin</b>						
<b>Rate</b>						
<b>AuditDesignation</b>	NQ	NQ	NQ	NQ	NQ	NQ
<b>Status</b>	NQ	NQ	NQ	NQ	NQ	NQ

**Appendix D: Department of Community Health, State of Georgia  
 HEDIS Interactive Data Submission System Data for Peach State PeachCare for Kids®**

**Peach State Health Plan (Org ID: 6625, Sub ID: 15149, Medicaid, Special Area:  
 Georgia, Special Project: PeachCare, Contract Number: )**

**MeasurementYear: 2021**

**Adults' Access to Preventive/Ambulatory Health Services (AAP)**

<b>IndicatorMetric</b>	AdultAccessPreventiveCare			
<b>Age</b>	20-44	45-64	65+	Total
<b>IndicatorKey</b>	200001_20	200002_20	200003_20	200004_20
<b>EligiblePopulation</b>				
<b>NumeratorByAdmin</b>				
<b>Rate</b>				
<b>AuditDesignation</b>	NQ	NQ	NQ	NQ
<b>Status</b>	NQ	NQ	NQ	NQ

**Appendix D: Department of Community Health, State of Georgia  
HEDIS Interactive Data Submission System Data for Peach State PeachCare for Kids®**

**Peach State Health Plan (Org ID: 6625, Sub ID: 15149, Medicaid, Special Area: Georgia, Special Project: PeachCare,  
Contract Number: )**

**MeasurementYear: 2021**

**Annual Dental Visit (ADV)**

<b>IndicatorMetric</b>	AnnualDentalVisit						
<b>Age</b>	2-3	4-6	7-10	11-14	15-18	19-20	Total
<b>IndicatorKey</b>	200635_20	200636_20	200637_20	200632_20	200633_20	200634_20	200638_20
<b>EligiblePopulation</b>	6551	12599	21600	22975	22331	461	86517
<b>NumeratorByAdmin</b>	2381	8042	14924	14667	11923	190	52127
<b>Rate</b>	36.35	63.83	69.09	63.84	53.39	41.21	60.25
<b>AuditDesignation</b>	R	R	R	R	R	R	R
<b>Status</b>	R	R	R	R	R	R	R

## Appendix D: Department of Community Health, State of Georgia HEDIS Interactive Data Submission System Data for Peach State PeachCare for Kids®

Peach State Health Plan (Org ID: 6625, Sub ID: 15149, Medicaid, Special Area: Georgia, Special Project: PeachCare, Contract Number: )  
MeasurementYear: 2021

Initiation and Engagement of Alcohol and Other Drug Abuse or Dependence Treatment (IET)

IndicatorMetric	Initiation	Engagement	Initiation	Engagement	Initiation	Engagement	Initiation	Engagement	Initiation	Engagement	Initiation	Engagement	Initiation	Engagement	Initiation	Engagement	Initiation	Engagement	Initiation	Engagement	Initiation	Engagement	Initiation	Engagement
<b>Age</b>	13-17								18+								Total							
<b>Drug</b>	Alcohol		Opioid		Other		Total		Alcohol		Opioid		Other		Total		Alcohol		Opioid		Other		Total	
<b>IndicatorKey</b>	203288_10	203279_10	203289_10	203280_10	203290_10	203281_10	201452_20	201449_20	203291_10	203282_10	203292_10	203283_10	203293_10	203284_10	201453_20	201450_20	203294_10	203285_10	203295_10	203286_10	203296_10	203287_10	201454_20	201451_20
<b>EligiblePopulation</b>																								
<b>NumeratorByAdmin</b>																								
<b>Rate</b>																								
<b>AuditDesignation</b>	NQ	NQ	NQ	NQ	NQ	NQ	NQ	NQ	NQ	NQ	NQ	NQ	NQ	NQ	NQ	NQ	NQ	NQ	NQ	NQ	NQ	NQ	NQ	NQ
<b>Status</b>	NQ	NQ	NQ	NQ	NQ	NQ	NQ	NQ	NQ	NQ	NQ	NQ	NQ	NQ	NQ	NQ	NQ	NQ	NQ	NQ	NQ	NQ	NQ	NQ

**Appendix D: Department of Community Health, State of Georgia  
 HEDIS Interactive Data Submission System Data for Peach State PeachCare for Kids®**

**Peach State Health Plan (Org ID: 6625, Sub ID: 15149, Medicaid, Special Area: Georgia, Special Project: PeachCare, Contract Number: )  
 MeasurementYear: 2021**

**Prenatal and Postpartum Care (PPC)**

<b>IndicatorMetric</b>	TimelinessPrenatalCare	PostpartumCare
<b>IndicatorKey</b>	202142_20	202141_20
<b>CollectionMethod</b>	A	A
<b>EligiblePopulation</b>	17	17
<b>NumeratorByAdmin</b>	13	9
<b>Rate</b>	76.47	52.94
<b>AuditDesignation</b>	R	R
<b>Status</b>	NA	NA



**Appendix D: Department of Community Health, State of Georgia  
HEDIS Interactive Data Submission System Data for Peach State PeachCare for Kids®**

**Peach State Health Plan (Org ID: 6625, Sub ID: 15149, Medicaid, Special  
Area: Georgia, Special Project: PeachCare, Contract Number: )  
MeasurementYear: 2021  
Use of First-Line Psychosocial Care for Children and Adolescents on  
Antipsychotics (APP)**

<b>IndicatorMetric</b>	PsychosocialCareAntipsychotics		
<b>Age</b>	1-11	12-17	Total
<b>IndicatorKey</b>	210011_10	200678_20	200680_20
<b>EligiblePopulation</b>	56	145	201
<b>ExclusionAdminRequired</b>	31	87	118
<b>NumeratorByAdmin</b>	35	94	129
<b>Rate</b>	62.50	64.83	64.18
<b>AuditDesignation</b>	R	R	R
<b>Status</b>	R	R	R

**Appendix D: Department of Community Health, State of Georgia  
HEDIS Interactive Data Submission System Data for Peach State PeachCare for Kids®**

**Peach State Health Plan (Org ID: 6625, Sub ID: 15149, Medicaid, Special Area: Georgia, Special Project: PeachCare, Contract Number: )**

**MeasurementYear: 2021**

**Well-Child Visits in the First 30 Months of Life (W30)**

<b>IndicatorMetric</b>	Age15Months	Age15To30Months
<b>IndicatorKey</b>	202498_20	210089_10
<b>EligiblePopulation</b>	355	2724
<b>NumeratorByAdmin</b>	203	2053
<b>NumeratorBySupplemental</b>	18	19
<b>Rate</b>	62.25	76.06
<b>AuditDesignation</b>	R	R
<b>Status</b>	R	R

**Appendix D: Department of Community Health, State of Georgia  
HEDIS Interactive Data Submission System Data for Peach State PeachCare for Kids®**

**Peach State Health Plan (Org ID: 6625, Sub ID: 15149, Medicaid, Special Area: Georgia,  
Special Project: PeachCare, Contract Number: )**

**MeasurementYear: 2021**

**Child and Adolescent Well-Care Visits (WCV)**

<b>IndicatorMetric</b>	ChildAdolescentWellVisits			
<b>Age</b>	3-11	12-17	18-21	Total
<b>IndicatorKey</b>	210093_10	210091_10	210092_10	210094_10
<b>EligiblePopulation</b>	43225	34596	5854	83675
<b>NumeratorByAdmin</b>	25024	18788	2249	46061
<b>NumeratorBySupplemental</b>	81	88	13	182
<b>Rate</b>	58.08	54.56	38.64	55.27
<b>AuditDesignation</b>	R	R	R	R
<b>Status</b>	R	R	R	R

## Appendix D: Department of Community Health, State of Georgia HEDIS Interactive Data Submission System Data for Peach State PeachCare for Kids®

Peach State Health Plan (Org ID: 6625, Sub ID: 15149, Medicaid, Special Area: Georgia, Special Project: PeachCare, Contract Number: )

MeasurementYear: 2021

Frequency of Selected Procedures (FSP)

Category	BariatricWeightLossSurgery						Tonsillectomy		HysterectomyAbdominal		HysterectomyVaginal		CholecystectomyOpen			CholecystectomyLaparoscopic			BackSurgery				Mastectomy		Lumpectomy			
Age	0-19		20-44		45-64		0-9	10-19	15-44	45-64	15-44	45-64	15-44	30-64	45-64	15-44	30-64	45-64	20-44		45-64		15-44	45-64	15-44	45-64		
Gender	M	F	M	F	M	F	M+F		F		F		M		F		M		F		M		F		M		F	
IndicatorKey	201043_20	201035_20	201044_20	201036_20	201045_20	201037_20	201155_20	201156_20	201113_20	201114_20	201120_20	201121_20	201083_20	201090_20	201084_20	201096_20	201103_20	201097_20	201028_20	201021_20	201029_20	201022_20	201130_20	201131_20	201123_20	201124_20		
MemberMonths																												
ProcedureCount																												
Rate																												
AuditDesignation	NQ	NQ	NQ	NQ	NQ	NQ	NQ	NQ	NQ	NQ	NQ	NQ	NQ	NQ	NQ	NQ	NQ	NQ	NQ	NQ	NQ	NQ	NQ	NQ	NQ	NQ	NQ	
Status	NQ	NQ	NQ	NQ	NQ	NQ	NQ	NQ	NQ	NQ	NQ	NQ	NQ	NQ	NQ	NQ	NQ	NQ	NQ	NQ	NQ	NQ	NQ	NQ	NQ	NQ	NQ	

## Appendix D: Department of Community Health, State of Georgia HEDIS Interactive Data Submission System Data for Peach State PeachCare for Kids®

Peach State Health Plan (Org ID: 6625, Sub ID: 15149, Medicaid, Special Area: Georgia, Special Project: PeachCare, Contract Number: )  
MeasurementYear: 2021

**Ambulatory Care (AMBa)**

Category	Outpatient	ED	Outpatient	ED	Outpatient	ED	Outpatient	ED	Outpatient	ED	Outpatient	ED	Outpatient	ED	Outpatient	ED	Outpatient	ED	Outpatient	ED
Age	LessThan1		1-9		10-19		20-44		45-64		65-74		75-84		85+		Unknown		Total	
IndicatorKey	200657_20	200648_20	200650_20	200641_20	200651_20	200642_20	200652_20	200643_20	200653_20	200644_20	200654_20	200645_20	200655_20	200646_20	200656_20	200647_20	200640_20	200639_20	200658_20	200649_20
MemberMonths	1403	1403	470369	470369	626128	626128	2	2	0	0	0	0	0	0	0	0	0	0	1097902	1097902
VisitCount	859	58	138427	10528	157968	11163	0	0	0	0	0	0	0	0	0	0	0	0	297254	21749
Rate	612.26	41.34	294.29	22.38	252.29	17.83	0.00	0.00											270.75	19.81
AuditDesignation	R	R	R	R	R	R	R	R	R	R	R	R	R	R	R	R	R	R	R	R
Status	R	R	R	R	R	R	NA	NA	NA	NA	NA	NA	NA	NA	NA	NA	NA	NA	NA	R

## Appendix D: Department of Community Health, State of Georgia HEDIS Interactive Data Submission System Data for Peach State PeachCare for Kids®

Peach State Health Plan (Org ID: 6625, Sub ID: 15149, Medicaid, Special Area: Georgia, Special Project: PeachCare, Contract Number: )  
MeasurementYear: 2021

**Ambulatory Care (Dual) (AMBb)**

Category	Outpatient	ED	Outpatient	ED	Outpatient	ED	Outpatient	ED	Outpatient	ED	Outpatient	ED	Outpatient	ED	Outpatient	ED	Outpatient	ED	Outpatient	ED	
Age	LessThan1		1-9		10-19		20-44		45-64		65-74		75-84		85+		Unknown		Total		
IndicatorKey	200657_21	200648_21	200650_21	200641_21	200651_21	200642_21	200652_21	200643_21	200653_21	200644_21	200654_21	200645_21	200655_21	200646_21	200656_21	200647_21	200640_21	200639_21	200658_21	200649_21	
MemberMonths																					
VisitCount																					
Rate																					
AuditDesignation	NR	NR	NR	NR	NR	NR	NR	NR	NR	NR	NR	NR	NR	NR	NR	NR	NR	NR	NR	NR	NR
Status	NR	NR	NR	NR	NR	NR	NR	NR	NR	NR	NR	NR	NR	NR	NR	NR	NR	NR	NR	NR	NR

## Appendix D: Department of Community Health, State of Georgia HEDIS Interactive Data Submission System Data for Peach State PeachCare for Kids®

Peach State Health Plan (Org ID: 6625, Sub ID: 15149, Medicaid, Special Area: Georgia, Special Project: PeachCare, Contract Number: )  
MeasurementYear: 2021

**Ambulatory Care (Disabled) (AMBc)**

Category	Outpatient	ED	Outpatient	ED	Outpatient	ED	Outpatient	ED	Outpatient	ED	Outpatient	ED	Outpatient	ED	Outpatient	ED	Outpatient	ED	Outpatient	ED
Age	LessThan1		1-9		10-19		20-44		45-64		65-74		75-84		85+		Unknown		Total	
IndicatorKey	200657_22	200648_22	200650_22	200641_22	200651_22	200642_22	200652_22	200643_22	200653_22	200644_22	200654_22	200645_22	200655_22	200646_22	200656_22	200647_22	200640_22	200639_22	200658_22	200649_22
MemberMonths																				
VisitCount																				
Rate																				
AuditDesignation	NR	NR	NR	NR	NR	NR	NR	NR	NR	NR	NR	NR	NR	NR	NR	NR	NR	NR	NR	NR
Status	NR	NR	NR	NR	NR	NR	NR	NR	NR	NR	NR	NR	NR	NR	NR	NR	NR	NR	NR	NR

## Appendix D: Department of Community Health, State of Georgia HEDIS Interactive Data Submission System Data for Peach State PeachCare for Kids®

Peach State Health Plan (Org ID: 6625, Sub ID: 15149, Medicaid, Special Area: Georgia, Special Project: PeachCare, Contract Number: )  
MeasurementYear: 2021

**Ambulatory Care (Low Income) (AMBd)**

Category	Outpatient	ED	Outpatient	ED	Outpatient	ED	Outpatient	ED	Outpatient	ED	Outpatient	ED	Outpatient	ED	Outpatient	ED	Outpatient	ED	Outpatient	ED	
Age	LessThan1		1-9		10-19		20-44		45-64		65-74		75-84		85+		Unknown		Total		
IndicatorKey	200657_23	200648_23	200650_23	200641_23	200651_23	200642_23	200652_23	200643_23	200653_23	200644_23	200654_23	200645_23	200655_23	200646_23	200656_23	200647_23	200640_23	200639_23	200658_23	200649_23	
MemberMonths																					
VisitCount																					
Rate																					
AuditDesignation	NR	NR	NR	NR	NR	NR	NR	NR	NR	NR	NR	NR	NR	NR	NR	NR	NR	NR	NR	NR	NR
Status	NR	NR	NR	NR	NR	NR	NR	NR	NR	NR	NR	NR	NR	NR	NR	NR	NR	NR	NR	NR	NR











**Appendix D: Department of Community Health, State of Georgia  
HEDIS Interactive Data Submission System Data for Peach State PeachCare for Kids®**


The image shows a very long and narrow table with many columns and a few rows of data. The data is mostly obscured by a yellow bar at the bottom of the table area. The table appears to be a data submission system output, likely containing HEDIS performance metrics for Peach State PeachCare for Kids. The columns are too small to read, but the structure suggests a wide range of data points across multiple categories.

**Appendix D: Department of Community Health, State of Georgia  
HEDIS Interactive Data Submission System Data for Peach State PeachCare for Kids®**



The image shows a horizontal bar chart with numerous small orange bars. The bars are arranged in a single row and vary slightly in height, representing a large number of data points. The chart is positioned at the top of the page, below the title. The bars are orange and set against a white background with a light gray grid.

**Appendix D: Department of Community Health, State of Georgia  
HEDIS Interactive Data Submission System Data for Peach State PeachCare for Kids®**



The image shows a wide table with many columns and a few rows of data. The table is mostly obscured by a yellow highlight, which appears to be a selection or a filter applied to the data. The visible text is very small and difficult to read, but it seems to be a list of data points or metrics.

**Appendix D: Department of Community Health, State of Georgia  
HEDIS Interactive Data Submission System Data for Peach State PeachCare for Kids®**



The image shows a horizontal bar chart with numerous small orange bars. The bars are arranged in a single row and vary slightly in height, representing a large set of data points. The chart is positioned at the top of the page, below the title.



**Appendix D: Department of Community Health, State of Georgia  
HEDIS Interactive Data Submission System Data for Peach State PeachCare for Kids®**

The image shows a table with a grid of orange cells. The table is mostly obscured by a large white redaction box that covers the majority of the page content. Only the top header and a thin strip of the table are visible.

**Appendix D: Department of Community Health, State of Georgia  
HEDIS Interactive Data Submission System Data for Peach State PeachCare for Kids®**

The image shows a very long and narrow table, likely a data submission system interface. It contains numerous columns and rows. The data points are represented by small orange rectangular markers, suggesting a grid-based data entry or visualization system. The text within the table is too small to be legible.

**Appendix D: Department of Community Health, State of Georgia  
HEDIS Interactive Data Submission System Data for Peach State PeachCare for Kids®**



The image shows a horizontal bar chart with numerous small orange bars. The bars are arranged in a single row and vary slightly in height, representing a large number of data points. The chart is positioned at the top of the page, below the title.

**Appendix D: Department of Community Health, State of Georgia  
HEDIS Interactive Data Submission System Data for Peach State PeachCare for Kids®**



The image shows a wide table with many columns and rows. A thick orange bar covers the bottom portion of the table, obscuring the data. The visible portion at the top shows a header row with many small, illegible text labels for each column, and a few rows of data below it.

**Appendix D: Department of Community Health, State of Georgia  
HEDIS Interactive Data Submission System Data for Peach State PeachCare for Kids®**



The image shows a horizontal bar chart with numerous small orange bars. The bars are arranged in a single row and vary slightly in height, representing a large number of data points. The chart is positioned at the top of the page, below the title. The bars are orange and set against a white background with a light gray grid.

**Appendix D: Department of Community Health, State of Georgia  
HEDIS Interactive Data Submission System Data for Peach State PeachCare for Kids®**



The image shows a large table with a grid of orange cells, representing data from the HEDIS Interactive Data Submission System. The table is very wide and contains many columns and rows of data, which are not legible due to the low resolution and small font size. The cells are arranged in a regular grid pattern, with some darker orange cells interspersed among lighter ones, possibly indicating different data categories or values.

**Appendix D: Department of Community Health, State of Georgia  
HEDIS Interactive Data Submission System Data for Peach State PeachCare for Kids®**

The image shows a very long, thin table with many columns and rows. The table is mostly filled with orange bars, suggesting a data visualization or a corrupted table view. The text is too small to read, but it appears to be a data submission system output.

**Appendix D: Department of Community Health, State of Georgia  
HEDIS Interactive Data Submission System Data for Peach State PeachCare for Kids®**


The image shows a wide table with many columns and a few rows of data. The table is mostly obscured by a thick yellow bar that runs horizontally across the top of the page. Only the top few rows of the table are visible, showing some text and numbers. The table appears to be a data submission system output, likely containing HEDIS performance metrics for Peach State PeachCare for Kids.



**Appendix D: Department of Community Health, State of Georgia  
HEDIS Interactive Data Submission System Data for Peach State PeachCare for Kids®**

Category	Value
1	0.05
2	0.05
3	0.05
4	0.05
5	0.05
6	0.05
7	0.05
8	0.05
9	0.05
10	0.05
11	0.05
12	0.05
13	0.05
14	0.05
15	0.05
16	0.05
17	0.05
18	0.05
19	0.05
20	0.05
21	0.05
22	0.05
23	0.05
24	0.05
25	0.05
26	0.05
27	0.05
28	0.05
29	0.05
30	0.05
31	0.05
32	0.05
33	0.05
34	0.05
35	0.05
36	0.05
37	0.05
38	0.05
39	0.05
40	0.05
41	0.05
42	0.05
43	0.05
44	0.05
45	0.05
46	0.05
47	0.05
48	0.05
49	0.05
50	0.05
51	0.05
52	0.05
53	0.05
54	0.05
55	0.05
56	0.05
57	0.05
58	0.05
59	0.05
60	0.05
61	0.05
62	0.05
63	0.05
64	0.05
65	0.05
66	0.05
67	0.05
68	0.05
69	0.05
70	0.05
71	0.05
72	0.05
73	0.05
74	0.05
75	0.05
76	0.05
77	0.05
78	0.05
79	0.05
80	0.05
81	0.05
82	0.05
83	0.05
84	0.05
85	0.05
86	0.05
87	0.05
88	0.05
89	0.05
90	0.05
91	0.05
92	0.05
93	0.05
94	0.05
95	0.05
96	0.05
97	0.05
98	0.05
99	0.05
100	0.05

**Appendix D: Department of Community Health, State of Georgia  
HEDIS Interactive Data Submission System Data for Peach State PeachCare for Kids®**



The image shows a horizontal bar chart with numerous small orange bars. The bars are arranged in a single row and vary slightly in height, representing a large set of data points. The chart is positioned at the top of the page, below the title. The bars are all orange and are set against a white background with a light gray grid.


**Appendix D: Department of Community Health, State of Georgia  
HEDIS Interactive Data Submission System Data for Peach State PeachCare for Kids®**

The image shows a large table with a grid of orange cells, representing data from the HEDIS Interactive Data Submission System. The table is very wide and contains many columns and rows of data, which are not legible due to the low resolution and small font size. The cells are uniformly colored in a light orange or yellowish hue.

**Appendix D: Department of Community Health, State of Georgia  
HEDIS Interactive Data Submission System Data for Peach State PeachCare for Kids®**

The image shows a very long and narrow table, likely a data submission system output. It contains numerous columns and rows. The data points are represented by small orange rectangular markers, suggesting a visualization of data values across many categories. The table is mostly illegible due to its size and low resolution.

**Appendix D: Department of Community Health, State of Georgia  
HEDIS Interactive Data Submission System Data for Peach State PeachCare for Kids®**




The image shows a horizontal bar chart with numerous small orange bars. The bars are arranged in a single row and vary slightly in height, representing a large number of data points. The chart is positioned at the top of the page, below the title. The bars are orange and set against a white background with a light gray grid.

**Appendix D: Department of Community Health, State of Georgia  
HEDIS Interactive Data Submission System Data for Peach State PeachCare for Kids®**



The image shows a wide table with many columns and a few rows of data. The table is mostly obscured by a yellow highlight, which appears to be a selection or a filter applied to the data. The visible text is very small and difficult to read, but it seems to be a list of data points or identifiers.

**Appendix D: Department of Community Health, State of Georgia  
HEDIS Interactive Data Submission System Data for Peach State PeachCare for Kids®**



The image shows a horizontal bar chart with numerous small orange bars. The bars are arranged in a single row and vary slightly in height, representing a large number of data points. The chart is positioned at the top of the page, below the title.

**Appendix D: Department of Community Health, State of Georgia  
HEDIS Interactive Data Submission System Data for Peach State PeachCare for Kids®**

The image shows a large table with a grid of orange cells, representing data from the HEDIS Interactive Data Submission System. The table is very wide and contains many columns and rows of data, which are not legible due to the low resolution and small font size. The orange color of the cells is a common visual cue for data in spreadsheets.



**Appendix D: Department of Community Health, State of Georgia  
HEDIS Interactive Data Submission System Data for Peach State PeachCare for Kids®**

The image shows a very long and narrow table, likely a data submission system interface. It has many columns and a few rows. The cells are mostly orange, suggesting a specific data state or error. The table is too small to read the individual data points.

**Appendix D: Department of Community Health, State of Georgia  
HEDIS Interactive Data Submission System Data for Peach State PeachCare for Kids®**

The image shows a very long and narrow table, likely a data submission system interface. It has many columns and a few rows. The cells are mostly orange, suggesting a specific data type or status. The table is too small to read the individual values, but it appears to be a comprehensive data set for the HEDIS Interactive Data Submission System.

**Appendix D: Department of Community Health, State of Georgia  
HEDIS Interactive Data Submission System Data for Peach State PeachCare for Kids®**

The image shows a very long and narrow table, likely a data submission system interface. It has many columns and a few rows. The cells are mostly orange, suggesting a specific data type or status. The table is too small to read the individual data points.


**Appendix D: Department of Community Health, State of Georgia  
HEDIS Interactive Data Submission System Data for Peach State PeachCare for Kids®**

The image shows a very small, wide table with many columns and a few rows. The cells are mostly orange, suggesting a specific data category or status. The text within the table is illegible due to the small size.

**Appendix D: Department of Community Health, State of Georgia  
HEDIS Interactive Data Submission System Data for Peach State PeachCare for Kids®**

The table is a grid with approximately 10 columns and 100 rows. The first row contains column headers, which are mostly empty. The first few rows contain data, with the rest of the table being empty. The data rows have a yellow background color.

**Appendix D: Department of Community Health, State of Georgia  
HEDIS Interactive Data Submission System Data for Peach State PeachCare for Kids®**



The image shows a horizontal strip of a spreadsheet table. It contains approximately 40 columns and 3 rows. The top row appears to be a header with various column titles. The subsequent rows contain data, with many cells highlighted in yellow, possibly indicating missing data or a specific status. The text is too small to read, but the structure is that of a standard data table.

**Appendix D: Department of Community Health, State of Georgia  
HEDIS Interactive Data Submission System Data for Peach State PeachCare for Kids®**

Category	Value
1	0.00
2	0.00
3	0.00
4	0.00
5	0.00
6	0.00
7	0.00
8	0.00
9	0.00
10	0.00
11	0.00
12	0.00
13	0.00
14	0.00
15	0.00
16	0.00
17	0.00
18	0.00
19	0.00
20	0.00
21	0.00
22	0.00
23	0.00
24	0.00
25	0.00
26	0.00
27	0.00
28	0.00
29	0.00
30	0.00
31	0.00
32	0.00
33	0.00
34	0.00
35	0.00
36	0.00
37	0.00
38	0.00
39	0.00
40	0.00
41	0.00
42	0.00
43	0.00
44	0.00
45	0.00
46	0.00
47	0.00
48	0.00
49	0.00
50	0.00
51	0.00
52	0.00
53	0.00
54	0.00
55	0.00
56	0.00
57	0.00
58	0.00
59	0.00
60	0.00
61	0.00
62	0.00
63	0.00
64	0.00
65	0.00
66	0.00
67	0.00
68	0.00
69	0.00
70	0.00
71	0.00
72	0.00
73	0.00
74	0.00
75	0.00
76	0.00
77	0.00
78	0.00
79	0.00
80	0.00
81	0.00
82	0.00
83	0.00
84	0.00
85	0.00
86	0.00
87	0.00
88	0.00
89	0.00
90	0.00
91	0.00
92	0.00
93	0.00
94	0.00
95	0.00
96	0.00
97	0.00
98	0.00
99	0.00
100	0.00

**Appendix D: Department of Community Health, State of Georgia  
HEDIS Interactive Data Submission System Data for Peach State PeachCare for Kids®**



Category	Value
1	10
2	10
3	10
4	10
5	10
6	10
7	10
8	10
9	10
10	10
11	10
12	10
13	10
14	10
15	10
16	10
17	10
18	10
19	10
20	10
21	10
22	10
23	10
24	10
25	10
26	10
27	10
28	10
29	10
30	10





**Appendix D: Department of Community Health, State of Georgia  
HEDIS Interactive Data Submission System Data for Peach State PeachCare for Kids®**

The image shows a large data table with a grid structure. The columns are labeled with various HEDIS measure codes and names, such as 'P000001', 'P000002', 'P000003', etc. The rows represent different data points or categories. Most of the cells in the table are filled with a solid orange color, indicating a specific data value or status for each measure. The table is very wide, spanning most of the page width.

**Appendix D: Department of Community Health, State of Georgia  
HEDIS Interactive Data Submission System Data for Peach State PeachCare for Kids®**



The image shows a horizontal strip of a spreadsheet table. It consists of approximately 40 columns and 3 rows. The top row contains some text, likely column headers, which are too small to read. The middle and bottom rows are filled with yellow cells, indicating that the data in these rows is hidden or redacted. The table is positioned at the top of the page.

**Appendix D: Department of Community Health, State of Georgia  
HEDIS Interactive Data Submission System Data for Peach State PeachCare for Kids®**

Category	Value
1	0.00
2	0.00
3	0.00
4	0.00
5	0.00
6	0.00
7	0.00
8	0.00
9	0.00
10	0.00
11	0.00
12	0.00
13	0.00
14	0.00
15	0.00
16	0.00
17	0.00
18	0.00
19	0.00
20	0.00
21	0.00
22	0.00
23	0.00
24	0.00
25	0.00
26	0.00
27	0.00
28	0.00
29	0.00
30	0.00
31	0.00
32	0.00
33	0.00
34	0.00
35	0.00
36	0.00
37	0.00
38	0.00
39	0.00
40	0.00
41	0.00
42	0.00
43	0.00
44	0.00
45	0.00
46	0.00
47	0.00
48	0.00
49	0.00
50	0.00
51	0.00
52	0.00
53	0.00
54	0.00
55	0.00
56	0.00
57	0.00
58	0.00
59	0.00
60	0.00
61	0.00
62	0.00
63	0.00
64	0.00
65	0.00
66	0.00
67	0.00
68	0.00
69	0.00
70	0.00
71	0.00
72	0.00
73	0.00
74	0.00
75	0.00
76	0.00
77	0.00
78	0.00
79	0.00
80	0.00
81	0.00
82	0.00
83	0.00
84	0.00
85	0.00
86	0.00
87	0.00
88	0.00
89	0.00
90	0.00
91	0.00
92	0.00
93	0.00
94	0.00
95	0.00
96	0.00
97	0.00
98	0.00
99	0.00
100	0.00

**Appendix D: Department of Community Health, State of Georgia  
HEDIS Interactive Data Submission System Data for Peach State PeachCare for Kids®**



Category	Value
1	10
2	15
3	20
4	25
5	30
6	35
7	40
8	45
9	50
10	55
11	60
12	65
13	70
14	75
15	80
16	85
17	90
18	95
19	100
20	105
21	110
22	115
23	120
24	125
25	130
26	135
27	140
28	145
29	150
30	155

**Appendix D: Department of Community Health, State of Georgia  
HEDIS Interactive Data Submission System Data for Peach State PeachCare for Kids®**




The image shows a large table with many columns and rows. The table is mostly obscured by a yellow highlight that covers the majority of the data cells. Only the top few rows and the column headers are visible. The table appears to be a data submission system for HEDIS Interactive Data Submission System Data for Peach State PeachCare for Kids®.

Appendix D: Department of Community Health, State of Georgia  
HEDIS Interactive Data Submission System Data for Peach State PeachCare for Kids®


The image shows a large data table with a grid structure. The top row contains column headers, which are mostly illegible but appear to include identifiers like 'ID', 'Name', and 'Value'. The table contains numerous rows of data. A significant portion of the cells in the table are filled with a solid orange color, indicating a specific data value or status. The table is truncated on the right side, suggesting it continues across multiple pages.

**Appendix D: Department of Community Health, State of Georgia  
HEDIS Interactive Data Submission System Data for Peach State PeachCare for Kids®**

A large table with many columns and rows, mostly obscured by a yellow highlight. The table appears to be a data submission system interface, with columns likely representing different data points or metrics. The yellow highlight covers the majority of the table's content, leaving only the header and a few rows visible.



**Appendix D: Department of Community Health, State of Georgia  
HEDIS Interactive Data Submission System Data for Peach State PeachCare for Kids®**

A large table with many columns and rows, mostly obscured by a yellow highlight. The table appears to be a data submission system interface, with columns for various data points and rows for individual records. The yellow highlight covers the majority of the table's content, leaving only the header and footer rows visible.

**Appendix D: Department of Community Health, State of Georgia  
HEDIS Interactive Data Submission System Data for Peach State PeachCare for Kids®**




**Appendix D: Department of Community Health, State of Georgia  
HEDIS Interactive Data Submission System Data for Peach State PeachCare for Kids®**

Category	Value
1	10
2	10
3	10
4	10
5	10
6	10
7	10
8	10
9	10
10	10
11	10
12	10
13	10
14	10
15	10
16	10
17	10
18	10
19	10
20	10
21	10
22	10
23	10
24	10
25	10
26	10
27	10
28	10
29	10
30	10
31	10
32	10
33	10
34	10
35	10
36	10
37	10
38	10
39	10
40	10
41	10
42	10
43	10
44	10
45	10
46	10
47	10
48	10
49	10
50	10
51	10
52	10
53	10
54	10
55	10
56	10
57	10
58	10
59	10
60	10
61	10
62	10
63	10
64	10
65	10
66	10
67	10
68	10
69	10
70	10
71	10
72	10
73	10
74	10
75	10
76	10
77	10
78	10
79	10
80	10
81	10
82	10
83	10
84	10
85	10
86	10
87	10
88	10
89	10
90	10
91	10
92	10
93	10
94	10
95	10
96	10
97	10
98	10
99	10
100	10



**Appendix D: Department of Community Health, State of Georgia  
HEDIS Interactive Data Submission System Data for Peach State PeachCare for Kids®**



The image shows a horizontal strip of a spreadsheet table. It consists of approximately 40 columns and 3 rows. The top row contains some text, likely column headers, which are mostly illegible due to the small size. The middle and bottom rows are filled with yellow cells, indicating that the data in these rows is either hidden or has been filtered out. The table is bordered by a thin grey line.

**Appendix D: Department of Community Health, State of Georgia  
HEDIS Interactive Data Submission System Data for Peach State PeachCare for Kids®**



**Appendix D: Department of Community Health, State of Georgia  
HEDIS Interactive Data Submission System Data for Peach State PeachCare for Kids®**



Category	Value
1	10
2	15
3	12
4	18
5	14
6	16
7	11
8	13
9	17
10	15
11	12
12	14
13	16
14	11
15	13
16	17
17	15
18	12
19	14
20	16
21	11
22	13
23	17
24	15
25	12
26	14
27	16
28	11
29	13
30	17

**Appendix D: Department of Community Health, State of Georgia  
HEDIS Interactive Data Submission System Data for Peach State PeachCare for Kids®**



The image shows a horizontal strip of a data table. It consists of approximately 25 columns and 10 rows. The top row contains column headers, which are mostly illegible but appear to include terms like 'ID', 'NAME', 'ADDRESS', 'CITY', 'STATE', 'ZIP', 'PHONE', 'FAX', 'EMAIL', 'WEBSITE', 'TYPE', 'STATUS', 'EFFECTIVE DATE', 'EXPIRES', 'RENEWAL DATE', 'REMARKS', 'CREATED BY', 'LAST MODIFIED BY', 'LAST MODIFIED DATE', 'IS ACTIVE', 'IS DELETED', 'IS ARCHIVED', 'IS PENDING', 'IS ON HOLD', 'IS SUSPENDED', 'IS INCOMPLETE', 'IS INCOMPLETE REASON', 'IS INCOMPLETE DATE', 'IS INCOMPLETE BY', 'IS INCOMPLETE REASON', 'IS INCOMPLETE DATE', 'IS INCOMPLETE BY'. The data rows below contain various values, with several cells highlighted in yellow. The table is partially cut off on the right side.



**Appendix D: Department of Community Health, State of Georgia  
 HEDIS Interactive Data Submission System Data for Peach State PeachCare for Kids®**

**Peach State Health Plan (Org ID: 6625, Sub ID: 15149, Medicaid, Special Area:  
 Georgia, Special Project: PeachCare, Contract Number: )**

**MeasurementYear: 2021**

**Plan All-Cause Readmissions (PCR)**

<b>Category</b>	PlanAllCauseReadmissions			
<b>Age</b>	18-44	45-54	55-64	18-64
<b>IndicatorKey</b>	202014_20	202015_20	202016_20	202025_20
<b>MemberCount</b>				
<b>OutlierMemberCount</b>				
<b>OutlierRate</b>				
<b>Denominator</b>				
<b>ObservedCount</b>				
<b>ObservedRate</b>				
<b>ExpectedCount</b>				
<b>ExpectedRate</b>				
<b>CountVariance</b>				
<b>OE</b>				
<b>AuditDesignation</b>	NQ	NQ	NQ	NQ
<b>Status</b>	NQ	NQ	NQ	NQ

## Appendix D: Department of Community Health, State of Georgia HEDIS Interactive Data Submission System Data for Peach State PeachCare for Kids®

Peach State Health Plan (Org ID: 6625, Sub ID: 15149, Medicaid, Special Area: Georgia, Special Project: PeachCare, Contract Number: )

MeasurementYear: 2021

Enrollment by Product Line (ENPa)

Category	Enrollment																						
Age	LessThan1	1-4	5-9	10-14	15-17	18-19	20-24	25-29	30-34	35-39	40-44	45-49	50-54	55-59	60-64	65-69	70-74	75-79	80-84	85-89	90+	Unknown	Total
IndicatorKey	201007_20	200929_20	200971_20	200932_20	200935_20	200938_20	200941_20	200950_20	200953_20	200956_20	200959_20	200962_20	200974_20	200977_20	200980_20	200989_20	200992_20	200995_20	200998_20	201001_20	201004_20	201013_20	201010_20
MemberMonths																							
Rate																							
AuditDesignation	NQ	NQ	NQ	NQ	NQ	NQ	NQ	NQ	NQ	NQ	NQ	NQ	NQ	NQ	NQ	NQ	NQ	NQ	NQ	NQ	NQ	NQ	NQ
Status	NQ	NQ	NQ	NQ	NQ	NQ	NQ	NQ	NQ	NQ	NQ	NQ	NQ	NQ	NQ	NQ	NQ	NQ	NQ	NQ	NQ	NQ	NQ

## Appendix D: Department of Community Health, State of Georgia HEDIS Interactive Data Submission System Data for Peach State PeachCare for Kids®

Peach State Health Plan (Org ID: 6625, Sub ID: 15149, Medicaid, Special Area: Georgia, Special Project: PeachCare, Contract Number: )

MeasurementYear: 2021

Enrollment by Product Line (Dual) (ENPb)

Category	Enrollment																						
Age	LessThan1	1-4	5-9	10-14	15-17	18-19	20-24	25-29	30-34	35-39	40-44	45-49	50-54	55-59	60-64	65-69	70-74	75-79	80-84	85-89	90+	Unknown	Total
IndicatorKey	201007_21	200929_21	200971_21	200932_21	200935_21	200938_21	200941_21	200950_21	200953_21	200956_21	200959_21	200962_21	200974_21	200977_21	200980_21	200989_21	200992_21	200995_21	200998_21	201001_21	201004_21	201013_21	201010_21
MemberMonths																							
Rate																							
AuditDesignation	NQ	NQ	NQ	NQ	NQ	NQ	NQ	NQ	NQ	NQ	NQ	NQ	NQ	NQ	NQ	NQ	NQ	NQ	NQ	NQ	NQ	NQ	NQ
Status	NQ	NQ	NQ	NQ	NQ	NQ	NQ	NQ	NQ	NQ	NQ	NQ	NQ	NQ	NQ	NQ	NQ	NQ	NQ	NQ	NQ	NQ	NQ

## Appendix D: Department of Community Health, State of Georgia HEDIS Interactive Data Submission System Data for Peach State PeachCare for Kids®

Peach State Health Plan (Org ID: 6625, Sub ID: 15149, Medicaid, Special Area: Georgia, Special Project: PeachCare, Contract Number: )

MeasurementYear: 2021

Enrollment by Product Line (Disabled) (ENPc)

Category	Enrollment																						
Age	LessThan1	1-4	5-9	10-14	15-17	18-19	20-24	25-29	30-34	35-39	40-44	45-49	50-54	55-59	60-64	65-69	70-74	75-79	80-84	85-89	90+	Unknown	Total
IndicatorKey	201007_22	200929_22	200971_22	200932_22	200935_22	200938_22	200941_22	200950_22	200953_22	200956_22	200959_22	200962_22	200974_22	200977_22	200980_22	200989_22	200992_22	200995_22	200998_22	201001_22	201004_22	201013_22	201010_22
MemberMonths																							
Rate																							
AuditDesignation	NQ	NQ	NQ	NQ	NQ	NQ	NQ	NQ	NQ	NQ	NQ	NQ	NQ	NQ	NQ	NQ	NQ	NQ	NQ	NQ	NQ	NQ	NQ
Status	NQ	NQ	NQ	NQ	NQ	NQ	NQ	NQ	NQ	NQ	NQ	NQ	NQ	NQ	NQ	NQ	NQ	NQ	NQ	NQ	NQ	NQ	NQ

## Appendix D: Department of Community Health, State of Georgia HEDIS Interactive Data Submission System Data for Peach State PeachCare for Kids®

Peach State Health Plan (Org ID: 6625, Sub ID: 15149, Medicaid, Special Area: Georgia, Special Project: PeachCare, Contract Number: )

MeasurementYear: 2021

Enrollment by Product Line (Low Income) (ENPd)

Category	Enrollment																						
Age	LessThan1	1-4	5-9	10-14	15-17	18-19	20-24	25-29	30-34	35-39	40-44	45-49	50-54	55-59	60-64	65-69	70-74	75-79	80-84	85-89	90+	Unknown	Total
IndicatorKey	201007_23	200929_23	200971_23	200932_23	200935_23	200938_23	200941_23	200950_23	200953_23	200956_23	200959_23	200962_23	200974_23	200977_23	200980_23	200989_23	200992_23	200995_23	200998_23	201001_23	201004_23	201013_23	201010_23
MemberMonths																							
Rate																							
AuditDesignation	NQ	NQ	NQ	NQ	NQ	NQ	NQ	NQ	NQ	NQ	NQ	NQ	NQ	NQ	NQ	NQ	NQ	NQ	NQ	NQ	NQ	NQ	NQ
Status	NQ	NQ	NQ	NQ	NQ	NQ	NQ	NQ	NQ	NQ	NQ	NQ	NQ	NQ	NQ	NQ	NQ	NQ	NQ	NQ	NQ	NQ	NQ

## Appendix D: Department of Community Health, State of Georgia HEDIS Interactive Data Submission System Data for Peach State PeachCare for Kids®

Peach State Health Plan (Org ID: 6625, Sub ID: 15149, Medicaid, Special Area: Georgia, Special Project: PeachCare, Contract Number: )

MeasurementYear: 2021

Language Diversity of Membership (LDM)

Category	SpokenSource			WrittenSource			OtherSource			SpokenPreferred				WrittenPreferred				OtherPreferred				
	HealthPlanDirect	CmsStateDatabases	Other3rdParty	HealthPlanDirect	CmsStateDatabases	Other3rdParty	HealthPlanDirect	CmsStateDatabases	Other3rdParty	English	NonEnglish	Declined	Unknown	English	NonEnglish	Declined	Unknown	English	NonEnglish	Declined	Unknown	
<b>Language</b>																						
<b>Source</b>																						
<b>IndicatorKey</b>	201850_20	201845_20	201853_20	201843_20	201842_20	201844_20	201830_20	201829_20	201831_20	201849_20	201852_20	201847_20	201857_20	201822_20	201824_20	201820_20	201828_20	201835_20	201837_20	201833_20	201841_20	
<b>MemberCount</b>																						
<b>Denominator</b>																						
<b>Rate</b>																						
<b>AuditDesignation</b>	NQ	NQ	NQ	NQ	NQ	NQ	NQ	NQ	NQ	NQ	NQ	NQ	NQ	NQ	NQ	NQ	NQ	NQ	NQ	NQ	NQ	NQ
<b>Status</b>	NQ	NQ	NQ	NQ	NQ	NQ	NQ	NQ	NQ	NQ	NQ	NQ	NQ	NQ	NQ	NQ	NQ	NQ	NQ	NQ	NQ	NQ

**Appendix D: Department of Community Health, State of Georgia  
HEDIS Interactive Data Submission System Data for Peach State PeachCare for Kids®**

The image shows a very long, narrow table with many columns and a few rows of data. The table is mostly highlighted in orange. The columns are organized into several groups, likely representing different data categories or time periods. The rows contain numerical values, some of which are highlighted in orange. The table is too small to read the specific data points.

**Appendix D: Department of Community Health, State of Georgia  
 HEDIS Interactive Data Submission System Data for Peach State PeachCare for Kids®**

Peach State Health Plan (Org ID: 6625, Sub ID: 15149, Medicaid, Special Area: Georgia, Special Project: PeachCare, Contract Number: )

MeasurementYear: 2021

Breast Cancer Screening (BCS-E)

<b>IndicatorMetric</b>	BreastCancerScreening
<b>IndicatorKey</b>	203602_10
<b>InitialPopulation</b>	
<b>ExclusionsByEHR</b>	
<b>ExclusionsByCaseManagement</b>	
<b>ExclusionsByHIERegistry</b>	
<b>ExclusionsByAdmin</b>	
<b>Exclusions</b>	
<b>Denominator</b>	
<b>NumeratorByEHR</b>	
<b>NumeratorByCaseManagement</b>	
<b>NumeratorByHIERegistry</b>	
<b>NumeratorByAdmin</b>	
<b>Numerator</b>	
<b>Rate</b>	
<b>AuditDesignation</b>	NR
<b>Status</b>	NR



Appendix D: Department of Community Health, State of Georgia  
 HEDIS Interactive Data Submission System Data for Peach State PeachCare for Kids®

Peach State Health Plan (Org ID: 6625, Sub ID: 15149, Medicaid, Special Area:  
 Georgia, Special Project: PeachCare, Contract Number: )  
 MeasurementYear: 2021

**Follow-Up Care for Children Prescribed ADHD Medication (ADD-E)**

<b>IndicatorMetric</b>	Initiation	Continuation
<b>IndicatorKey</b>	203601_10	203600_10
<b>InitialPopulationByEHR</b>		
<b>InitialPopulationByCaseManagement</b>		
<b>InitialPopulationByHIERegistry</b>		
<b>InitialPopulationByAdmin</b>		
<b>InitialPopulation</b>		
<b>ExclusionsByEHR</b>		
<b>ExclusionsByCaseManagement</b>		
<b>ExclusionsByHIERegistry</b>		
<b>ExclusionsByAdmin</b>		
<b>Exclusions</b>		
<b>Denominator</b>		
<b>NumeratorByEHR</b>		
<b>NumeratorByCaseManagement</b>		
<b>NumeratorByHIERegistry</b>		
<b>NumeratorByAdmin</b>		
<b>Numerator</b>		
<b>Rate</b>		
<b>AuditDesignation</b>	NR	NR
<b>Status</b>	NR	NR

**Appendix D: Department of Community Health, State of Georgia  
HEDIS Interactive Data Submission System Data for Peach State PeachCare for Kids®**

Peach State Health Plan (Org ID: 6625, Sub ID: 15149, Medicaid, Special Area: Georgia, Special Project: PeachCare, Contract Number: )

MeasurementYear: 2021

Depression Screening and Follow-Up for Adolescents and Adults (DSF-E)

IndicatorMetric	Screening				FollowUp			
	12-17	18-64	65+	Total	12-17	18-64	65+	Total
IndicatorKey	202539_10	202540_10	202542_10	202543_10	202544_10	202545_10	202547_10	202548_10
InitialPopulation								
ExclusionsByEHR								
ExclusionsByCaseManagement								
ExclusionsByHIERegistry								
ExclusionsByAdmin								
Exclusions								
Denominator								
NumeratorByEHR								
NumeratorByCaseManagement								
NumeratorByHIERegistry								
NumeratorByAdmin								
Numerator								
Rate								
AuditDesignation	NR	NR	NR	NR	NR	NR	NR	NR
Status	NR	NR	NR	NR	NR	NR	NR	NR

## Appendix D: Department of Community Health, State of Georgia HEDIS Interactive Data Submission System Data for Peach State PeachCare for Kids®

Peach State Health Plan (Org ID: 6625, Sub ID: 15149, Medicaid, Special Area: Georgia, Special Project: PeachCare, Contract Number: )

MeasurementYear: 2021

Utilization of the PHQ-9 to Monitor Depression Symptoms for Adolescents and Adults (DMS-E)

IndicatorMetric	PHQ9Utilization																			
	1					2					3					Total				
Age	12-17	18-44	45-64	65+	Total	12-17	18-44	45-64	65+	Total	12-17	18-44	45-64	65+	Total	12-17	18-44	45-64	65+	Total
IndicatorKey	203440_10	203443_10	203446_10	203449_10	203452_10	203442_10	203445_10	203448_10	203451_10	203454_10	203441_10	203444_10	203447_10	203450_10	203453_10	200753_20	200754_20	200755_20	200756_20	200757_20
InitialPopulationByEHR																				
InitialPopulationByCaseManagement																				
InitialPopulationByHIERegistry																				
InitialPopulationByAdmin																				
InitialPopulation																				
ExclusionsByEHR																				
ExclusionsByCaseManagement																				
ExclusionsByHIERegistry																				
ExclusionsByAdmin																				
Exclusions																				
Denominator																				
NumeratorByEHR																				
NumeratorByCaseManagement																				
NumeratorByHIERegistry																				
NumeratorByAdmin																				
Numerator																				
Rate																				
AuditDesignation	NR	NR	NR	NR	NR	NR	NR	NR	NR	NR	NR	NR	NR	NR	NR	NR	NR	NR	NR	NR
Status	NR	NR	NR	NR	NR	NR	NR	NR	NR	NR	NR	NR	NR	NR	NR	NR	NR	NR	NR	NR

**Appendix D: Department of Community Health, State of Georgia  
HEDIS Interactive Data Submission System Data for Peach State PeachCare for Kids®**

Peach State Health Plan (Org ID: 6625, Sub ID: 15149, Medicaid, Special Area: Georgia, Special Project: PeachCare, Contract Number: )

MeasurementYear: 2021

Depression Remission or Response for Adolescents and Adults (DRR-E)

IndicatorMetric	FollowUp					Remission					Response				
	12-17	18-44	45-64	65+	Total	12-17	18-44	45-64	65+	Total	12-17	18-44	45-64	65+	Total
Age															
IndicatorKey	200773_20	200774_20	200775_20	200776_20	200777_20	200758_20	200759_20	200760_20	200761_20	200762_20	200763_20	200764_20	200765_20	200766_20	200767_20
InitialPopulationByEHR															
InitialPopulationByCaseManagement															
InitialPopulationByHIERegistry															
InitialPopulationByAdmin															
InitialPopulation															
ExclusionsByEHR															
ExclusionsByCaseManagement															
ExclusionsByHIERegistry															
ExclusionsByAdmin															
Exclusions															
Denominator															
NumeratorByEHR															
NumeratorByCaseManagement															
NumeratorByHIERegistry															
NumeratorByAdmin															
Numerator															
Rate															
AuditDesignation	NR	NR	NR	NR	NR	NR	NR	NR	NR	NR	NR	NR	NR	NR	NR
Status	NR	NR	NR	NR	NR	NR	NR	NR	NR	NR	NR	NR	NR	NR	NR

**Appendix D: Department of Community Health, State of Georgia  
HEDIS Interactive Data Submission System Data for Peach State PeachCare for Kids®**

Peach State Health Plan (Org ID: 6625, Sub ID: 15149, Medicaid, Special Area: Georgia, Special Project: PeachCare, Contract Number: )

MeasurementYear: 2021

**Unhealthy Alcohol Use Screening and Follow-Up (ASF-E)**

IndicatorMetric	Screening				FollowUp			
	18-44	45-64	65+	Total	18-44	45-64	65+	Total
IndicatorKey	202531_10	202532_10	202533_10	202534_10	202535_10	202536_10	202537_10	202538_10
InitialPopulation								
ExclusionsByEHR								
ExclusionsByCaseManagement								
ExclusionsByHIERegistry								
ExclusionsByAdmin								
Exclusions								
Denominator								
NumeratorByEHR								
NumeratorByCaseManagement								
NumeratorByHIERegistry								
NumeratorByAdmin								
Numerator								
Rate								
AuditDesignation	NR	NR	NR	NR	NR	NR	NR	NR
Status	NR	NR	NR	NR	NR	NR	NR	NR

**Appendix D: Department of Community Health, State of Georgia  
HEDIS Interactive Data Submission System Data for Peach State PeachCare for Kids®**

Peach State Health Plan (Org ID: 6625, Sub ID: 15149, Medicaid, Special Area: Georgia, Special Project: PeachCare, Contract Number: )

MeasurementYear: 2021

Adult Immunization Status (AIS-E)

<b>IndicatorMetric</b>	Influenza	TdTdap	Zoster
<b>IndicatorKey</b>	203430_10	203432_10	203433_10
<b>InitialPopulationByEHR</b>			
<b>InitialPopulationByCaseManagement</b>			
<b>InitialPopulationByHIERegistry</b>			
<b>InitialPopulationByAdmin</b>			
<b>InitialPopulation</b>			
<b>ExclusionsByEHR</b>			
<b>ExclusionsByCaseManagement</b>			
<b>ExclusionsByHIERegistry</b>			
<b>ExclusionsByAdmin</b>			
<b>Exclusions</b>			
<b>Denominator</b>			
<b>NumeratorByEHR</b>			
<b>NumeratorByCaseManagement</b>			
<b>NumeratorByHIERegistry</b>			
<b>NumeratorByAdmin</b>			
<b>Numerator</b>			
<b>Rate</b>			
<b>AuditDesignation</b>	NR	NR	NR
<b>Status</b>	NR	NR	NR

**Appendix D: Department of Community Health, State of Georgia  
HEDIS Interactive Data Submission System Data for Peach State PeachCare for Kids®**

Peach State Health Plan (Org ID: 6625, Sub ID: 15149, Medicaid, Special Area: Georgia, Special Project: PeachCare, Contract Number: )

MeasurementYear: 2021

Prenatal Immunization Status (PRS-E)

<b>IndicatorMetric</b>	Influenza	Tdap	Combination
<b>IndicatorKey</b>	203591_10	203592_10	203590_10
<b>InitialPopulationByEHR</b>			
<b>InitialPopulationByCaseManagement</b>			
<b>InitialPopulationByHIERegistry</b>			
<b>InitialPopulationByAdmin</b>			
<b>InitialPopulation</b>			
<b>ExclusionsByEHR</b>			
<b>ExclusionsByCaseManagement</b>			
<b>ExclusionsByHIERegistry</b>			
<b>ExclusionsByAdmin</b>			
<b>Exclusions</b>			
<b>Denominator</b>			
<b>NumeratorByEHR</b>			
<b>NumeratorByCaseManagement</b>			
<b>NumeratorByHIERegistry</b>			
<b>NumeratorByAdmin</b>			
<b>Numerator</b>			
<b>Rate</b>			
<b>AuditDesignation</b>	NR	NR	NR
<b>Status</b>	NR	NR	NR

Appendix D: Department of Community Health, State of Georgia  
 HEDIS Interactive Data Submission System Data for Peach State PeachCare for Kids®

Peach State Health Plan (Org ID: 6625, Sub ID: 15149, Medicaid, Special Area:  
 Georgia, Special Project: PeachCare, Contract Number: )

MeasurementYear: 2021

Prenatal Depression Screening and Follow-Up (PND-E)

<b>IndicatorMetric</b>	Screening	FollowUp
<b>IndicatorKey</b>	203604_10	203605_10
<b>InitialPopulationByEHR</b>		
<b>InitialPopulationByCaseManagement</b>		
<b>InitialPopulationByHIERegistry</b>		
<b>InitialPopulationByAdmin</b>		
<b>InitialPopulation</b>		
<b>ExclusionsByEHR</b>		
<b>ExclusionsByCaseManagement</b>		
<b>ExclusionsByHIERegistry</b>		
<b>ExclusionsByAdmin</b>		
<b>Exclusions</b>		
<b>Denominator</b>		
<b>NumeratorByEHR</b>		
<b>NumeratorByCaseManagement</b>		
<b>NumeratorByHIERegistry</b>		
<b>NumeratorByAdmin</b>		
<b>Numerator</b>		
<b>Rate</b>		
<b>AuditDesignation</b>	NR	NR
<b>Status</b>	NR	NR



Appendix D: Department of Community Health, State of Georgia  
 HEDIS Interactive Data Submission System Data for Peach State PeachCare for Kids®

Peach State Health Plan (Org ID: 6625, Sub ID: 15149, Medicaid, Special Area:  
 Georgia, Special Project: PeachCare, Contract Number: )

MeasurementYear: 2021

Postpartum Depression Screening and Follow-Up (PDS-E)

<b>IndicatorMetric</b>	Screening	FollowUp
<b>IndicatorKey</b>	203606_10	203607_10
<b>InitialPopulationByEHR</b>		
<b>InitialPopulationByCaseManagement</b>		
<b>InitialPopulationByHIERegistry</b>		
<b>InitialPopulationByAdmin</b>		
<b>InitialPopulation</b>		
<b>ExclusionsByEHR</b>		
<b>ExclusionsByCaseManagement</b>		
<b>ExclusionsByHIERegistry</b>		
<b>ExclusionsByAdmin</b>		
<b>Exclusions</b>		
<b>Denominator</b>		
<b>NumeratorByEHR</b>		
<b>NumeratorByCaseManagement</b>		
<b>NumeratorByHIERegistry</b>		
<b>NumeratorByAdmin</b>		
<b>Numerator</b>		
<b>Rate</b>		
<b>AuditDesignation</b>	NR	NR
<b>Status</b>	NR	NR