



State of Georgia
Department of Community Health

**Measurement Year (MY) 2021 Validation of
Performance Measures**
for
CareSource

Measurement Period: Calendar Year 2021

Validation Period: January–June 2022

Publish Date: August 2022

Table of Contents

Validation of Performance Measures	1
Validation Overview	1
Care Management Organization (CMO) Information	2
Performance Measures Validated	2
Description of Validation Activities	3
Pre-Audit Strategy	3
Validation Team	4
Technical Methods of Data Collection and Analysis	4
Virtual Review Activities	5
Data Integration, Data Control, and Performance Measure Documentation	8
Data Integration	8
Data Control	8
Performance Measure Documentation	8
Validation Results	9
Medical Service Data (Claims and Encounters)	9
Enrollment Data	10
Provider Data	11
Medical Record Review Validation (MRRV)	11
Supplemental Data	12
Data Integration	12
Performance Measure Specific Findings	13
Appendix A. Data Integration and Control Findings.....	A-1
Appendix B. Denominator and Numerator Validation Findings.....	B-1
Appendix C. Performance Measure Rate Submission File.....	C-1
Appendix D. HEDIS Interactive Data Submission System Data	D-1

Validation Overview

The Centers for Medicare & Medicaid Services (CMS) requires that states, through their contracts with managed care organizations (MCOs), measure and report on performance to assess the quality and appropriateness of care and services provided to members. Title 42 of the Code of Federal Regulations (CFR) §438.350(a) requires states that contract with MCOs, prepaid inpatient health plans (PIHPs), prepaid ambulatory health plans (PAHPs), or a primary care case management (PCCM) entity to have a qualified external quality review organization (EQRO) perform an annual external quality review (EQR) that includes validation of contracted entity performance measures (42 CFR §438.358[b][1][ii]). HSAG conducted performance measure validation (PMV) for the Georgia Department of Community Health (DCH), validating the data collection and reporting processes used to calculate the performance measure rates by the MCOs (referred to by the State as care management organizations [CMOs]) in accordance with the CMS publication, *Protocol 2: Validation of Performance Measures: A Mandatory EQR-Related Activity*, October 2019.¹ The purpose of the PMV is to assess the accuracy of performance measures reported by the MCOs and to determine the extent to which performance measures reported by the MCOs follow State specifications and reporting requirements.

The DCH is responsible for administering the Medicaid program and the Children's Health Insurance Program (CHIP) in the State of Georgia. The State refers to its CHIP program as PeachCare for Kids[®]. Both programs include fee-for-service (FFS) and managed care components and deliver services through a statewide provider network. The FFS program has been in place since the inception of Medicaid in Georgia. The DCH contracts with four privately owned CMOs to deliver services to certain categories of members enrolled in the State's Medicaid and PeachCare for Kids[®] programs. Children in state custody, children receiving adoption assistance, and certain children in the juvenile justice system are enrolled in the Georgia Families 360[°] (GF 360[°]) managed care program. The Georgia Families (GF) program, implemented in 2006, serves all other Medicaid and PeachCare for Kids[®] managed care members not enrolled in the GF 360[°] program. Approximately 1.3 million beneficiaries are enrolled in the GF program.²

HSAG validated a set of performance measures identified by DCH that were calculated and reported by the CMOs for their GF population. The DCH identified the measurement period as calendar year (CY) 2021. HSAG conducted the validation in accordance with the CMS publication, *Protocol 2: Validation of Performance Measures: A Mandatory EQR-Related Activity*, October 2019.

¹ Department of Health and Human Services, Centers for Medicare & Medicaid Services. *EQR Protocol 2: Validation of Performance Measures: A Mandatory EQR-Related Activity*, October 2019. Available at: <https://www.medicaid.gov/medicaid/quality-of-care/downloads/2019-eqr-protocols.pdf>. Accessed on: May 10, 2022.

² Georgia Department of Community Health. Medicaid Management Information System. Georgia Families Monthly Adjustment Summary Report June 2016.

Care Management Organization (CMO) Information

Basic information about CareSource (CareSource) appears in Table 1, including the office location(s) involved in the measurement year (MY) 2021 validation of performance measures audit. The audit review activity was conducted virtually between HSAG and CareSource.

Table 1—CareSource Information

CMO Location:	600 Galleria Parkway, Suite 400, Atlanta, GA 30339
Audit Contact:	Andrea J. Hundley
Contact Telephone Number:	678.214.7505
Contact Email Address:	Andrea.hundley@caresource.com
Virtual Audit Review Date:	April 12, 2022

Performance Measures Validated

HSAG validated rates for a set of performance measures selected by DCH for reporting of the Medicaid GF population. In addition, DCH required the CMOs to report separate rates for its PeachCare for Kids[®] population for a selected set of measures as indicated in the table below. All performance measures were selected from CMS’ Core Set of Children’s Health Care Quality Measures for Medicaid and CHIP (Child Core Set),³ and Core Set of Adult Health Care Quality Measures for Medicaid (Adult Core Set).⁴ The measurement period was identified by DCH as CY 2021 for all measures. Table 2 lists the performance measures that HSAG validated, the methodology (i.e., Administrative [Admin] or Hybrid) required by DCH for data collection, the specifications required for each measure, and the populations required for reporting.

Table 2—List of MY 2021 Performance Measures for CareSource

Performance Measure	Acronym	Methodology	Measure Specifications	Populations	
				Georgia Families	PeachCare for Kids [®]
1 <i>Developmental Screening in the First Three Years of Life</i>	DEV-CH	Hybrid	Custom (Child Core Set)*	✓	✓
2 <i>Diabetes Short-Term Complications Admission Rate</i>	PQI01-AD	Admin	Adult Core Set	✓	

³ The Centers for Medicare & Medicaid Services. Core Set of Children’s Health Care Quality Measures for Medicaid and CHIP, March 2021.

⁴ The Centers for Medicare & Medicaid Services. Core Set of Adult Health Care Quality Measures for Medicaid, March 2021.

Performance Measure	Acronym	Methodology	Measure Specifications	Populations	
				Georgia Families	PeachCare for Kids®
3 <i>Heart Failure Admission Rate</i>	PQI08-AD	Admin	Adult Core Set	✓	
4 <i>Percentage of Eligibles Who Received Preventive Dental Services</i>	PDENT-CH	Admin	Child Core Set	✓	
5 <i>Sealant Receipt on Permanent First Molars</i>	SFM-CH	Admin	Child Core Set	✓	✓
6 <i>Screening for Depression and Follow-Up Plan: Ages 12—17</i>	CDF-CH	Admin	Child Core Set	✓	✓
7 <i>Screening for Depression and Follow-Up Plan: Ages 18—64 and Ages 65 and Older</i>	CDF-AD	Admin	Adult Core Set	✓	

*The CMOs followed the Federal Fiscal Year (FFY) 2021 Child Core Set and applied the following modifications: All claims must have EP modifier 96110; claims that also have a UA modifier must be excluded as these indicate autism services.

In addition to the CMS Adult and Child Core Set measures audited by HSAG, DCH required CareSource to report a selected set of Healthcare Effectiveness Data and Information Set (HEDIS®)⁵ measures to DCH. CareSource was required to contract with a National Committee for Quality Assurance (NCQA)-licensed audit organization and undergo an NCQA HEDIS Compliance Audit™.⁶ Final audited HEDIS measure results from NCQA’s Interactive Data Submission System (IDSS) were submitted to HSAG and provided to DCH. Appendix D displays the final audited HEDIS MY 2021 results for all required measures.

Description of Validation Activities

Pre-Audit Strategy

HSAG conducted the validation activities as outlined in the CMS performance measure validation protocol. To complete the validation activities for CareSource, HSAG obtained a list of the performance measures that were selected by DCH for validation.

HSAG then prepared a document request letter that was submitted to CareSource outlining the steps in the performance measure validation process. The document request letter included a request for source code for each performance measure, a completed MY 2021 Information Systems Capabilities Assessment Tool (ISCAT), and any additional supporting documentation necessary to complete the

⁵ HEDIS® is a registered trademark of the National Committee for Quality Assurance (NCQA).

⁶ NCQA HEDIS Compliance Audit™ is a trademark of the National Committee for Quality Assurance (NCQA).

audit. The letter also included an introduction to the medical record review validation (MRRV) process; a timetable for completion; and instructions for submission. HSAG responded to ISCAT-related questions received directly from CareSource during the pre-audit phase.

Approximately one month prior to the virtual audit review, HSAG provided CareSource with an agenda describing all virtual audit review activities and indicating the type of staff needed for each session. HSAG also conducted a pre-audit review conference call with CareSource to discuss review logistics and expectations, important deadlines, outstanding ISCAT documentation, and any questions from CareSource regarding the process.

Validation Team

The HSAG Performance Measure Validation Team was composed of a lead auditor and several validation team members. HSAG assembled the team based on the skills required for the validation and requirements of CareSource. Table 3 lists the validation team members, their roles, and their skills and expertise.

Table 3—Validation Team

Validation Team Member	Role/Skills/Expertise
David Robison, BS <i>Senior Auditor, Data Science & Advanced Analytics (DSAA)</i>	Lead auditor; multiple years of experience in the healthcare industry with expertise in health plan quality improvement, data integration, information systems, performance measure development, reporting, and auditing.
Rachael French <i>Senior Auditor, DSAA</i>	Secondary auditor; multiple years of experience in the healthcare industry with expertise in health plan quality improvement, data integration, information systems, performance measure development, reporting, and auditing.
Advanced Analytics	Analytic Team—Provides analytic support, including source code review.

Technical Methods of Data Collection and Analysis

The CMS performance measure validation protocol identifies key types of data that should be reviewed as part of the validation process. The following list describes the type of data collected and how HSAG conducted an analysis of these data:

- **MY 2021 ISCAT:** CareSource completed and submitted the required and relevant portions of its - ISCAT for HSAG’s review. HSAG used responses from the ISCAT to complete the pre-audit assessment of information systems.
- **Medical record documentation:** CareSource completed the medical record section within the ISCAT. In addition, CareSource submitted the following documentation for review: medical record hybrid tools and instructions, training materials for medical record review (MRR) staff members, and

policies and procedures outlining the processes for monitoring the accuracy of the reviews performed by the review staff members.

- **Source code (programming language) for performance measures:** CareSource was required to submit the source code used to calculate the performance measures under review by HSAG. HSAG reviewed the source code and performance measure generation process to ensure compliance with the measure specifications required by DCH.
- **Supporting documentation:** HSAG requested documentation that would provide reviewers with additional information to complete the validation process, including policies and procedures, file layouts, system flow diagrams, system log files, and data collection process descriptions. HSAG reviewed all supporting documentation, identifying issues or areas needing clarification for further follow-up.
- **Rate review:** Upon receiving the calculated rates from CareSource, HSAG conducted a review on the reasonableness and integrity of the rates. The review included trending with prior year's rates and comparison of rates across all CMOs.

Virtual Audit Review Activities

HSAG conducted a virtual audit review with CareSource on April 12, 2022. HSAG collected information using several methods, including interviews, system demonstrations, review of data output files, primary source verification, observation of data processing, and review of data reports. The virtual audit review activities are described as follows:

- **Opening meeting:** The opening meeting included an introduction of the validation team and key CareSource staff members involved in the performance measure validation activities. The review purpose, the required documentation, basic meeting logistics, and queries to be performed were discussed.
- **Evaluation of system compliance:** The evaluation included a review of the information systems, focusing on the processing of claims and encounter data, provider data, patient data, and inpatient data. Additionally, the review evaluated the processes used to collect and calculate the performance measure rates, including accurate numerator and denominator identification and algorithmic compliance (which evaluated whether rate calculations were performed correctly, all data were combined appropriately, and numerator events were counted accurately).
- **Review of ISCAT and supporting documentation:** The review included processes used for collecting, storing, validating, and reporting performance measure rates. This session was designed to be interactive with key CareSource staff members so that HSAG could obtain a complete picture of all the steps taken to generate the performance measure rates. The goal of the session was to obtain a confidence level as to the degree of compliance with written documentation compared to actual processes. HSAG conducted interviews to confirm findings from the documentation review, expand or clarify outstanding issues, and ascertain that written policies and procedures were used and followed in daily practice.
- **Overview of data integration and control procedures:** The overview included discussion and observation of source code logic, a review of how all data sources were combined, and a review of

how the analytic file was produced for the reporting of selected performance measure rates. HSAG performed primary source verification to further validate the output files, reviewed backup documentation on data integration, and addressed data control and security procedures. HSAG also reviewed preliminary rates during this session, if available.

- Closing conference:** The closing conference included a summation of preliminary findings based on the review of the ISCAT and the virtual audit review, and revisited the documentation requirements for any post-audit review activities.

HSAG conducted several interviews with key CareSource staff members who were involved with performance measure reporting.

Table 4 displays a list of key CareSource interviewees:

Table 4—List of CareSource Interviewees

Name	Title
Andrea Hundley	Director, Georgia Plan Compliance Officer
Tracy Leslie, RN	Compliance Analyst II
Angi Moots	Director, Information Security
Anil Kokoth	Director, Market Quality Improvement
Betsy Epperson	Information Security Governance, Risk, & Compliance (GRC) Analyst III
Brandon Lucas	Enterprise HEDIS Analyst II
Brendan Ibe	Manager, Enterprise Performance Evaluation
Chelsea Lane	Team Lead, Claims Operational Integrity
Chelsi Hall	Manager, Claims Encounter Data
Christina Pavlak	Team Lead, HEDIS Analytics Team
Christina Sease	Senior Manager, Application Development—Information Technology (IT) Integration
Denise Craven	Senior Manager, Operations Regulatory Oversight
Faustino Mayo	Director, Operations Regulatory Oversight
Jolene Asperschiller	Manager, Enterprise HEDIS Operations
Joseph Waits	Team Lead IT
Judy Greenleataylor	Dental Director, Market President, Georgia
Michael Spivey	Senior Manager, Enrollment Operations
Nicole Johnson	Director, Enterprise HEDIS Operations & Analytics
Palani Munisamy	Director, IT Payer Systems
Patricia Browning	Associate Director, IT—Encounters
Seema Csukas	Vice President, Market Chief Medical Officer

Name	Title
Tiffany Parr	Associate Vice President, Market Quality—Population Health Management
Tracy Mora	Manager, Enterprise HEDIS Analytics—HEDIS Operations
Vaughn Foreit	Enterprise HEDIS Analyst I
Stephanie Eastek	Risk & Oversight Manager
Valerie Dubuc	Manager, Vendor Oversight
Dawn Washburn	Compliance Analyst II
Geraline Savoia	Manager, Corporate Compliance
Kristen Fox	Compliance Analyst I
Rama Gudimetla	Manager, Application Development
Chandra Mouli	Senior Director, Front End Operations and Health Partner Lifecycle (HPLC)
Angela Cotere	Health Plan Data Analyst III
Crystal Hoffman	Team Lead, Provider Data Integrity
Aiswarya Malepati	Application Developer III
Joseph Waits	Team Lead, IT
Kelsey Rauch	SS&C Health (vendor)
Roger Turner	Associate Director, Data Operations
Sami Hadaya	Application Developer III
Kristen Halsey	Director, Vendor Risk Management & Oversight
Mustada Shakruwala	Manager, Claims Encounter Data
Taylor Wyman	Enterprise HEDIS Analyst IV

Data Integration, Data Control, and Performance Measure Documentation

There are several aspects crucial to the calculation of performance measure rates. These include data integration, data control, and documentation of performance measure rate calculations. Each of the following sections describes the validation processes used and the validation findings. For more detailed information, see Appendix A of this report.

Data Integration

Accurate data integration is essential for calculating valid performance measure rates. The steps used to combine various data sources (including claims/encounter data, eligibility data, and other administrative data) must be carefully controlled and validated. HSAG validated the data integration process used by CareSource, which included a review of file consolidations or extracts, a comparison of source data to warehouse files, data integration documentation, source code, production activity logs, and linking mechanisms. Overall, HSAG determined that the data integration processes in place at CareSource were:

- Acceptable
- Not acceptable

Data Control

CareSource's organizational infrastructure must support all necessary information systems; and its quality assurance practices and backup procedures must be sound to ensure timely and accurate processing of data, and to provide data protection in the event of a disaster. HSAG validated the data control processes CareSource used which included a review of disaster recovery procedures, data backup protocols, and related policies and procedures. Overall, HSAG determined that the data control processes in place at CareSource were:

- Acceptable
- Not acceptable

Performance Measure Documentation

Sufficient, complete documentation is necessary to support validation activities. While interviews and system demonstrations provided supplementary information, the majority of the validation review findings were based on documentation provided by CareSource. HSAG reviewed all related documentation, which included the completed ISCAT, job logs, computer programming code, output files, workflow diagrams, narrative descriptions of performance measure calculations, and other related documentation. Overall, HSAG determined that the documentation of performance measure rate calculations by CareSource was:

- Acceptable
- Not acceptable

Validation Results

HSAG evaluated CareSource's data systems for the processing of each data type that contributed to reporting the performance measure rates required by DCH. General findings are indicated below.

Medical Service Data (Claims and Encounters)

There were no concerns with CareSource's claims and encounter system or processes. CareSource continued to use the TriZetto Facets system for claims processing and the Edifecs Encounter Management system to create the Georgia-specific Medicaid encounter data files during MY 2021.

Claims submissions were received from clearinghouses. Overall, the majority of claims received in 2021 were submitted electronically via electronic data interchange (EDI) files to CareSource's Web portal or via mail; only approximately 3 percent of claims were submitted by paper. Claims were not entered manually. All paper claims received were sent to CareSource's mailroom, scanned within 24 hours, processed through optical character recognition (OCR) software, and converted to an EDI format. EDI claims were submitted to and processed by contracted clearinghouses prior to intake and loading into Facets. Regardless of submission method, all claims were processed via Edifecs and underwent a series of validations—i.e., Health Insurance Portability and Accountability Act (HIPAA) compliance, claim-level validation, and business logic validation. The pre-processing edits ensured the claims contained valid codes, member information, and provider information.

Claims that passed the initial validation process were loaded to Facets for adjudication. CareSource employed Cotiviti as its pre-payment solution to evaluate payment and denial recommendations at the claim line level. CareSource also used Optum's Claims Editing System (CES) to edit both professional and facility claims and to verify claims for potential coding, reimbursement, and business rule errors. Potential errors were identified by an edit or flag, which reported back to the Facets system. CareSource conducted daily, weekly, and monthly audits to ensure claims were processed accurately. The structured combination of edits, validations, and audits enabled CareSource to auto adjudicate 94.2 percent of its claims.

During the virtual audit review, CareSource provided a demonstration of the Facets system, and HSAG reviewed the CMO's claims and encounter data processes. CareSource's Facets system captured unlimited procedure and diagnosis codes and was able to appropriately identify primary and secondary codes. CareSource only accepted standard diagnosis codes for entry into Facets, and only standard forms were accepted—professional claims (837P), institutional claims (837I), and dental claims (837D). Each claim was evaluated in a pre-production database and required to meet rigorous edit checks to ensure the claims contained complete, accurate information prior to being entered into Facets. Once the claims were loaded into Facets, additional edit checks were in place to ensure members were active and claims were valid. CareSource used an internal relational database to store all incoming data. The internal data warehouse contained both internal and external data files used for reporting. HSAG determined that the data elements necessary for performance measure reporting were captured within the system.

CareSource also demonstrated its Edifecs system during the virtual audit review, and HSAG reviewed the CMO's processes of validating, packaging, and submitting encounters to DCH. Prior to submission, claim data were put through additional validation checks based on DCH encounter requirements, including comparison to the provider registry file (7400). Then, encounter files were created in 837 format and submitted electronically on a weekly basis. Dental encounters provided by SKYGEN were ingested into Edifecs and validated before being repackaged and submitted to DCH. Pharmacy and vision encounter files were produced directly by CareSource's vendors and passed through to DCH. Encounter analysts used a variety of reports and dashboards to monitor the submission process from initial validation through receipt of response files (824 file and Georgia medical response file) and correction of errors. CareSource's encounter submissions to DCH were 99.7 percent complete.

HSAG reviewed each system and process associated with claims and encounters and had no concerns. CareSource had sufficient monitoring and oversight processes in place to ensure the accuracy and quality of claims and encounter data and had multiple edit checks throughout each point of data transfer in Facets and Edifecs. Each system captured appropriate, standard coding schemes as required for reporting.

Based on its review of ISCAT responses, audit interviews, and a virtual demonstration, HSAG confirmed that CareSource's core information systems captured appropriate, standard coding schemes as required for reporting.

Enrollment Data

HSAG had no concerns with CareSource's membership and enrollment data systems or processes. CareSource continued to use Facets for enrollment data processing. There were no significant changes to CareSource's enrollment data system or processes during the measurement year. CareSource continued to experience above average membership in its GF Medicaid population during the measurement year due to a relaxation of eligibility requirements and temporary pause in Medicaid redeterminations in response to the coronavirus 2019 (COVID-19) pandemic. The increase in membership was consistent with CareSource's expectations.

The daily 834 enrollment files were received electronically from the State's enrollment broker, Gainwell Technologies (Gainwell), in addition to a full monthly reconciliation and end-of-month file. The daily file included member additions, deletions, and modifications. The enrollment data were collected and loaded into Facets on a daily basis. In addition to the unique Medicaid identification (ID) assigned by Gainwell and included in the daily/monthly 834 eligibility files, CareSource also assigned a unique member ID number to new members upon processing in Facets. CareSource used the aid codes received by the State to ensure members were appropriately assigned to specific populations, which helped ensure accurate reporting for the GF and PeachCare for Kids[®] populations required by the State.

CareSource reconciled its enrollment data on a daily and monthly basis. Enrollment staff members used an exceptions tool to review errors and new data not previously in Facets and correct them as needed on a daily basis. To correct discrepancies in enrollment data, CareSource sent a member reconciliation

report to DCH and received an 834 change file in response once per month. On a monthly basis, a data conflict report compared the monthly reconciliation file to the enrollment data in Facets.

During the virtual audit review, CareSource demonstrated its Facets system, and HSAG evaluated the CMO's processes for managing enrollment data. The Facets system had standardized processes for managing ID card information and newborn eligibility, and accurately tracking members across multiple lines of business.

CareSource maintained appropriate oversight of the enrollment process through ongoing internal audits and communication with the State enrollment authority. CareSource's Facets system captured all relevant fields from the State's enrollment files and continued to monitor the quality and completeness of data.

Provider Data

There were no concerns with CareSource's provider data processes; there were no significant changes to CareSource's processes from the prior year. The CMO continued to use Facets to capture provider data for claims processing. The State had a Credentials Verification Organization (CVO) that was responsible for provider credentialing for all Georgia CMOs. CareSource received daily 7400 master provider files from the State. CareSource performed appropriate reconciliation between the daily provider files received from the State and Facets.

HSAG reviewed the provider data elements in Facets during the virtual audit review and verified that the system captured key provider characteristics, including specialty and National Provider Identifier (NPI). HSAG found CareSource to be compliant with the assignment of individual provider specialties in the Facets system and the vendor software system, SS&C Health.

Medical Record Review Validation (MRRV)

HSAG had no concerns with CareSource's MRR policies and procedures. CareSource had well-established MRR and validation processes for working with its medical record pursuit and abstraction vendor, Reveleer. Reveleer was responsible for all collection and abstraction of medical records for the *Developmental Screening in the First Three Years of Life* measure. Since CareSource passed the MRRV process for the prior year and its MRRV process did not change since then, CareSource was not required to undergo convenience sample validation.

CareSource used SS&C Health's CareAnalyzer software to develop its list of medical record requests for Reveleer to collect and abstract. Reveleer loaded the request list into its proprietary tool, Medical Record Collection System (MRCS), which Reveleer's nurses and staff used to fulfill the medical record collection and review process. CareSource received medical abstraction data files from Reveleer on a weekly basis and loaded the data into CareAnalyzer for incorporation into the HEDIS calculations.

HSAG confirmed that CareSource sampled according to CMS Core Set sampling guidelines. CareSource chase logic was reviewed and determined to be appropriate for the hybrid measure under

review. MRR policies and procedures indicated that clinical quality staff members and MRR abstractors underwent sufficient training. Experienced nurses at Reveleer initially overread 100 percent of exclusions and contraindications found in the MRR process, and 20 percent of all other abstractions. Then, CareSource and Reveleer jointly performed a second overread of 100 percent of all abstractions to ensure the validity of the data.

CareSource completed MRR and submitted final counts on May 6, 2022. CareSource passed the final MRRV for the *Developmental Screening in the First Three Years of Life* measure; individual results are presented in Table 5.

Table 5—MRRV Results for CareSource

Performance Measure	Sample Size	Status	Final Results
<i>DEV-CH—Georgia Families Medicaid</i>	12	Pass	No critical errors were confirmed.
<i>DEV-CH—Peach Care for Kids®</i>	4	Pass	No critical errors were confirmed.

Supplemental Data

CareSource did not use any supplemental data sources that impacted the measures under the scope of the audit; however, processes to incorporate vendor data were identified and reported in the Medical Service Data section.

Data Integration

There were no concerns with CareSource’s data pre-production, data integration, and reporting processes. CareSource continued to use SS&C Health’s CareAnalyzer software to produce the performance measures under the scope of the audit. CareSource described its processes thoroughly and confirmed that there were no significant changes to its systems and protocols since the prior year.

SS&C Health provided the software and processed the files on behalf of CareSource. Data extracts included enrollment, provider, and claims files and were submitted to SS&C Health’s CareAnalyzer using its proprietary formats. Data extracts were loaded into CareAnalyzer raw tables, and data quality reports were reviewed and approved prior to finalizing all data loads. When issues were identified, new data files would be created to correct the issues.

HSAG conducted primary source verification on the *Sealant Receipt on Permanent First Molars*, *Screening for Depression and Follow-Up Plan*, and *Developmental Screening in the First Three Years of Life* measures during the virtual audit review. No issues or concerns were noted during the review. HSAG reviewed members’ source data to confirm the eligibility, provider specialty, and services

performed for each selected measure. All selected cases were found to be compliant with the measure specifications.

CareSource submitted final rates in June, which were benchmarked, trended, and reviewed. All measure rates were designated reportable.

Performance Measure Specific Findings

Based on all validation activities, HSAG determined validation results for each performance measure rate. HSAG provided an audit result for each performance measure as defined in Table 6.

Table 6—Audit Results and Definitions for Performance Measures

Reportable (R)	Measure data were compliant with the specifications required by the state.
Do Not Report (DNR)	Measure data were materially biased.

According to the CMS protocol, the audit result for each performance measure rate is determined by the magnitude of the errors detected for the audit elements, not by the number of audit elements determined to be noncompliant based on the review findings. Consequently, an error for a single audit element may result in a designation of “DNR” because the impact of the error associated with that element biased the reported performance measure rate by more than 5 percentage points. Conversely, it is also possible that several audit element errors may have little impact on the reported rate, leading to an audit result of “R.”

Table 7 displays the key review findings and final audit results for CareSource for each performance measure rate. For additional information regarding performance measure rates, see Appendix C of this report.

Table 7—Key Review Findings and Audit Results for CareSource

	Performance Measures	Population	Key Review Findings	Audit Results
1	<i>Developmental Screening in the First Three Years of Life</i>	GF	No concerns.	R
2	<i>Developmental Screening in the First Three Years of Life</i>	PeachCare for Kids®	No concerns.	R
3	<i>Diabetes Short-Term Complications Admission Rate</i>	GF	No concerns.	R
4	<i>Heart Failure Admission Rate</i>	GF	No concerns.	R
5	<i>Percentage of Eligibles Who Received Preventive Dental Services</i>	GF	No concerns.	R

Performance Measures		Population	Key Review Findings	Audit Results
6	<i>Sealant Receipt on Permanent First Molars</i>	GF	No concerns.	R
7	<i>Sealant Receipt on Permanent First Molars</i>	PeachCare for Kids®	No concerns.	R
8	<i>Screening for Depression and Follow-Up Plan</i>	GF	No concerns.	R
9	<i>Screening for Depression and Follow-Up Plan</i>	PeachCare for Kids®	No concerns.	R

Appendix A. Data Integration and Control Findings

Documentation Worksheet

CMO Name:	CareSource
Virtual Audit Review Date:	April 12, 2022
Reviewer(s):	David Robison, BS; Rachael French

Table A-1—Data Integration and Control Findings for CareSource

Data Integration and Control Element	Met	Not Met	N/A	Comments
Accuracy of data transfers to assigned performance measure data repository.				
The CMO accurately and completely processes transfer data from the transaction files (e.g., membership, provider, encounter/claims) into the performance measure data repository used to keep the data until the calculations of the performance measure rates have been completed and validated.	<input checked="" type="checkbox"/>	<input type="checkbox"/>	<input type="checkbox"/>	Compliant; no issues or concerns.
Samples of data from the performance measure data repository are complete and accurate.	<input checked="" type="checkbox"/>	<input type="checkbox"/>	<input type="checkbox"/>	Compliant; no issues or concerns.
Accuracy of file consolidations, extracts, and derivations.				
The CMO’s processes to consolidate diversified files and to extract required information from the performance measure data repository are appropriate.	<input checked="" type="checkbox"/>	<input type="checkbox"/>	<input type="checkbox"/>	Compliant; no issues or concerns.
Actual results of file consolidations or extracts are consistent with those that should have resulted according to documented algorithms or specifications.	<input checked="" type="checkbox"/>	<input type="checkbox"/>	<input type="checkbox"/>	Compliant; no issues or concerns.
Procedures for coordinating the activities of multiple subcontractors ensure the accurate, timely, and complete integration of data into the performance measure database.	<input checked="" type="checkbox"/>	<input type="checkbox"/>	<input type="checkbox"/>	Source code was approved; no issues or concerns.
Computer program reports or documentation reflect vendor coordination activities, and no data necessary for performance measure reporting are lost or inappropriately modified during transfer.	<input checked="" type="checkbox"/>	<input type="checkbox"/>	<input type="checkbox"/>	Compliant; no issues or concerns.

Data Integration and Control Element	Met	Not Met	N/A	Comments
If the CMO uses a performance measure data repository, its structure and format facilitates any required programming necessary to calculate and report required performance measure rates.				
The performance measure data repository’s design, program flow charts, and source codes enable analyses and reports.	<input checked="" type="checkbox"/>	<input type="checkbox"/>	<input type="checkbox"/>	Compliant; no issues or concerns.
Proper linkage mechanisms are employed to join data from all necessary sources (e.g., identifying a member with a given disease/condition).	<input checked="" type="checkbox"/>	<input type="checkbox"/>	<input type="checkbox"/>	Source code was approved; no issues or concerns.
Assurance of effective management of report production and of the reporting software.				
Documentation governing the production process, including CMO production activity logs and the CMO staff review of report runs, is adequate.	<input checked="" type="checkbox"/>	<input type="checkbox"/>	<input type="checkbox"/>	Compliant; no issues or concerns.
Prescribed data cutoff dates are followed.	<input checked="" type="checkbox"/>	<input type="checkbox"/>	<input type="checkbox"/>	Compliant; no issues or concerns.
The CMO retains copies of files or databases used for performance measure reporting in case results need to be reproduced.	<input checked="" type="checkbox"/>	<input type="checkbox"/>	<input type="checkbox"/>	Compliant; no issues or concerns.
The reporting software program is properly documented with respect to every aspect of the performance measure data repository, including building, maintaining, managing, testing, and report production.	<input checked="" type="checkbox"/>	<input type="checkbox"/>	<input type="checkbox"/>	Compliant; no issues or concerns.
The CMO’s processes and documentation comply with the CMO standards associated with reporting program specifications, code review, and testing.	<input checked="" type="checkbox"/>	<input type="checkbox"/>	<input type="checkbox"/>	Compliant; no issues or concerns.

Appendix B. Denominator and Numerator Validation Findings

Reviewer Worksheets

CMO Name:	CareSource
Virtual Site Visit Date:	April 12, 2022
Reviewers:	David Robison, BS; Rachael French

Table B-1—Denominator Validation Findings for CareSource

Audit Element	Met	Not Met	N/A	Comments
For each of the performance measures, all members of the relevant populations identified in the performance measure specifications are included in the population from which the denominator is produced.	<input checked="" type="checkbox"/>	<input type="checkbox"/>	<input type="checkbox"/>	Source code was approved; no issues or concerns.
Adequate programming logic or source code exists to appropriately identify all relevant members of the specified denominator population for each of the performance measures.	<input checked="" type="checkbox"/>	<input type="checkbox"/>	<input type="checkbox"/>	Source code was approved; no issues or concerns.
The CMO correctly calculates member months and member years if applicable to the performance measure.	<input checked="" type="checkbox"/>	<input type="checkbox"/>	<input type="checkbox"/>	Source code was approved; no issues or concerns.
The CMO properly evaluates the completeness and accuracy of any codes used to identify medical events, such as diagnoses, procedures, or prescriptions, and these codes are appropriately identified and applied as specified in each performance measure.	<input checked="" type="checkbox"/>	<input type="checkbox"/>	<input type="checkbox"/>	Source code was approved; no issues or concerns.
If any time parameters are required by the specifications of the performance measure, they are followed (e.g., cutoff dates for data collection, counting 30 calendar days after discharge from a hospital).	<input checked="" type="checkbox"/>	<input type="checkbox"/>	<input type="checkbox"/>	Source code was approved; no issues or concerns.
Exclusion criteria included in the performance measure specifications are followed.	<input checked="" type="checkbox"/>	<input type="checkbox"/>	<input type="checkbox"/>	Source code was approved; no issues or concerns.
Systems or methods used by the CMO to estimate populations when they cannot be accurately or completely counted (e.g., newborns) are valid.	<input checked="" type="checkbox"/>	<input type="checkbox"/>	<input type="checkbox"/>	Source code was approved; no issues or concerns.

Table B-2—Numerator Validation Findings for CareSource

Audit Element	Met	Not Met	N/A	Comments
The CMO uses the appropriate data, including linked data from separate data sets, to identify the entire at-risk population.	<input checked="" type="checkbox"/>	<input type="checkbox"/>	<input type="checkbox"/>	Source code was approved; no issues or concerns.
Qualifying medical events (such as diagnoses, procedures, prescriptions, etc.) are properly identified and confirmed for inclusion in terms of time and services.	<input checked="" type="checkbox"/>	<input type="checkbox"/>	<input type="checkbox"/>	Source code was approved; no issues or concerns.
The CMO avoids or eliminates all double-counted members or numerator events.	<input checked="" type="checkbox"/>	<input type="checkbox"/>	<input type="checkbox"/>	Source code was approved; no issues or concerns.
Any nonstandard codes used in determining the numerator are mapped to a standard coding scheme in a manner that is consistent, complete, and reproducible, as evidenced by a review of the programming logic or a demonstration of the program.	<input checked="" type="checkbox"/>	<input type="checkbox"/>	<input type="checkbox"/>	Source code was approved; no issues or concerns.
If any time parameters are required by the specifications of the performance measure, they are followed (i.e., the measured event occurred during the time period specified or defined in the performance measure).	<input checked="" type="checkbox"/>	<input type="checkbox"/>	<input type="checkbox"/>	Source code was approved; no issues or concerns.



Appendix C. Performance Measure Rate Submission File

Appendix C contains CareSource's final audited performance measure rate submission file.

**Appendix C: Department of Community Health, State of Georgia
Validated MY 2021 Performance Measures for CareSource GF and PeachCare for Kids® Populations**

Georgia Department of Community Health (DCH) Performance Measure Data Submission for Georgia Care Management Organizations (CMOs)	
State Fiscal Year (SFY) 2022 Reporting/Measurement Period: Calendar Year 2021	
Georgia Families (GF) <i>and</i> PeachCare for Kids® (PCK) Populations	
Date Submitted: <i>(Please enter the date each time a new version is submitted)</i>	6/1/2022
CMO Name:	CareSource
CMO Contact:	Andrea Hundley
Contact Phone Number:	p: .678.214.7505 c: 404.335.8367
Contact Email Address:	andrea.hundley@caresource.com
Comments:	

**Appendix C: Department of Community Health, State of Georgia
Validated MY 2021 Performance Measures for CareSource GF and PeachCare for Kids® Populations**

Audit Review Table—To Be Completed by Auditor					
	Performance Measure	Acronym	Population	Audit Designation	Comments
1	Developmental Screening in the First Three Years of Life	DEV	Georgia Families	Reportable (R)	Data collection, integration, and reporting processes are sufficient to produce valid rates.
2	Developmental Screening in the First Three Years of Life	DEV	PeachCare for Kids®	Reportable (R)	Data collection, integration, and reporting processes are sufficient to produce valid rates.
3	Diabetes Short-Term Complications Admission Rate	PQI 01	Georgia Families	Reportable (R)	Data collection, integration, and reporting processes are sufficient to produce valid rates.
4	Heart Failure Admission Rate	PQI 08	Georgia Families	Reportable (R)	Data collection, integration, and reporting processes are sufficient to produce valid rates.
5	Percentage of Eligibles Who Received Preventive Dental Services	PDENT	Georgia Families	Reportable (R)	Data collection, integration, and reporting processes are sufficient to produce valid rates.
6	Sealant Receipt on Permanent First Molars	SFM-CH	Georgia Families	Reportable (R)	Data collection, integration, and reporting processes are sufficient to produce valid rates.
7	Sealant Receipt on Permanent First Molars	SFM-CH	PeachCare for Kids®	Reportable (R)	Data collection, integration, and reporting processes are sufficient to produce valid rates.
8	Screening for Depression and Follow-Up Plan	CDF	Georgia Families	Reportable (R)	Data collection, integration, and reporting processes are sufficient to produce valid rates.
9	Screening for Depression and Follow-Up Plan	CDF	PeachCare for Kids®	Reportable (R)	Data collection, integration, and reporting processes are sufficient to produce valid rates.

**Appendix C: Department of Community Health, State of Georgia
Validated MY 2021 Performance Measures for CareSource GF and PeachCare for Kids® Populations**

Developmental Screening in the First Three Years of Life (DEV) for Georgia Families Population					
Data Element	General Measure Data	Age 1	Age 2	Age 3	Total
Measurement Year	2021				
Data Collection Methodology:	Hybrid				
Eligible Population		11,473	12,603	11,250	35,326
Number of Numerator Events by Administrative Data in Eligible Population		7,007	7,566	6,374	20,947
Current Year's Administrative Rate		61.07%	60.03%	56.66%	59.30%
Minimum Required Sample Size (MRSS) Per Age Band		137	137	137	411
Oversampling Rate		0.00	0.00	0.00	0.00
Number of Oversample Records		0	0	0	0
Records Added from the Oversample List		0	0	0	0
Denominator (Per Age Band)		137	137	137	411
Numerator Events by Administrative Data		78	75	83	236
Numerator Events by Medical Records		4	7	2	13
Numerator Events by Supplemental Data		0	0	0	0
Reported Rate		59.85%	59.85%	62.04%	60.58%

Note: If NA is displayed in place of the rate, this indicates the denominator was too small (i.e., <30) to report a valid rate.

**Appendix C: Department of Community Health, State of Georgia
Validated MY 2021 Performance Measures for CareSource GF and PeachCare for Kids® Populations**

Developmental Screening in the First Three Years of Life (DEV) for PeachCare for Kids® Population					
Data Element	General Measure Data	Age 1	Age 2	Age 3	Total
Measurement Year	2021				
Data Collection Methodology:	Hybrid				
Eligible Population		135	935	1,111	2,181
Number of Numerator Events by Administrative Data in Eligible Population		92	647	689	1,428
Current Year's Administrative Rate		68.15%	69.20%	62.02%	65.47%
Minimum Required Sample Size (MRSS) Per Age Band		135	138	138	411
Oversampling Rate		0.00	0.00	0.00	0.00
Number of Oversample Records		0	0	0	0
Records Added from the Oversample List		0	0	0	0
Denominator (Per Age Band)		135	138	138	411
Numerator Events by Administrative Data		92	91	82	265
Numerator Events by Medical Records		2	0	2	4
Numerator Events by Supplemental Data		0	0	0	0
Reported Rate		69.63%	65.94%	60.87%	65.45%

Note: If NA is displayed in place of the rate, this indicates the denominator was too small (i.e., <30) to report a valid rate.

**Appendix C: Department of Community Health, State of Georgia
Validated MY 2021 Performance Measures for CareSource GF and PeachCare for Kids® Populations**

Diabetes Short-Term Complications Admission Rate (PQI 01) for Georgia Families Population				
Data Element	General Measure Data	18–64 Years	65+ Years	Total (18+ Years)
Measurement Year	2021			
Data Collection Methodology (Administrative)	A			
Eligible Population (Member Months)		1,064,116	143	1,064,259
Numerator Events by Administrative Data		180	0	180
Reported Rate (Per 100,000 Member Months)*		16.92	0.00	16.91

**A lower rate indicates better performance.*

**Appendix C: Department of Community Health, State of Georgia
Validated MY 2021 Performance Measures for CareSource GF and PeachCare for Kids® Populations**

Heart Failure Admission Rate (PQI 08) for Georgia Families Population				
Data Element	General Measure Data	18–64 Years	65+ Years	Total (18+ Years)
Measurement Year	2021			
Data Collection Methodology (Administrative)	A			
Eligible Population (Member Months)		1,064,116	143	1,064,259
Numerator Events by Administrative Data		41	0	41
Reported Rate (Per 100,000 Member Months)*		3.85	0.00	3.85

**A lower rate indicates better performance.*

**Appendix C: Department of Community Health, State of Georgia
Validated MY 2021 Performance Measures for CareSource GF and PeachCare for Kids® Populations**

Percentage of Eligibles Who Received Preventive Dental Services (PDENT) for Georgia Families Population	
Data Element	General Measure Data
Measurement Year	2021
Data Collection Methodology (Administrative)	A
Eligible Population	261,462
Number of Exclusions	14,630
Denominator	246,832
Numerator Events by Administrative Data	96,167
Reported Rate	38.96%

Note: If NA is displayed in place of the rate, this indicates the denominator was too small (i.e., <30) to report a valid rate.

**Appendix C: Department of Community Health, State of Georgia
Validated MY 2021 Performance Measures for CareSource GF and PeachCare for Kids® Populations**

Sealant Receipt on Permanent First Molars (SFM) for Georgia Families Population			
Data Element	General Measure Data	At Least One Sealant	All Four Molars Sealed
Measurement Year	2021		
Data Collection Methodology (Administrative)	A		
Eligible Population		9,707	9,707
Number of Required Exclusions		430	430
Numerator Events by Administrative Data		4,749	2,950
Numerator Events by Supplemental Data		0	0
Reported Rate		48.92%	30.39%

Note: If NA is displayed in place of the rate, this indicates the denominator was too small (i.e., <30) to report a valid rate.

**Appendix C: Department of Community Health, State of Georgia
Validated MY 2021 Performance Measures for CareSource GF and PeachCare for Kids® Populations**

Sealant Receipt on Permanent First Molars (SFM) for PeachCare for Kids® Population			
Data Element	General Measure Data	At Least One Sealant	All Four Molars Sealed
Measurement Year	2021		
Data Collection Methodology (Administrative)	A		
Eligible Population		1,836	1,836
Number of Required Exclusions		63	63
Numerator Events by Administrative Data		876	553
Numerator Events by Supplemental Data		0	0
Reported Rate		47.71%	30.12%

Note: If NA is displayed in place of the rate, this indicates the denominator was too small (i.e., <30) to report a valid rate.

**Appendix C: Department of Community Health, State of Georgia
Validated MY 2021 Performance Measures for CareSource GF and PeachCare for Kids® Populations**

Screening for Depression and Follow-Up Plan (CDF) for Georgia Families Population				
Data Element	General Measure Data	12–17 Years	18–64 Years	65+ Years
Measurement Year	2021			
Data Collection Methodology (Administrative)	A			
Eligible Population (members with an outpatient visit during the measurement year)		61,204	68,696	10
Number of Exclusions		7,371	14,746	2
Number of Exceptions		4	7	
Denominator (eligible population minus exclusions and exceptions)		53,829	53,943	8
Total of Numerator Events: Number of members with a positive screen for depression during an outpatient visit using a standardized tool with a follow-up plan documented - AND - Number of members with a negative screen for depression during an outpatient visit using a standardized tool		3,511	1,162	0
Reported Rate		6.52%	2.15%	NA

Note: If NA is displayed in place of the rate, this indicates the denominator was too small (i.e., <30) to report a valid rate.

**Appendix C: Department of Community Health, State of Georgia
Validated MY 2021 Performance Measures for CareSource GF and PeachCare for Kids® Populations**

Screening for Depression and Follow-Up Plan (CDF) for PeachCare for Kids® Population			
Data Element	General Measure Data	12–17 Years	18–64 Years
Measurement Year	2021		
Data Collection Methodology (Administrative)	A		
Eligible Population (members with an outpatient visit during the measurement year)		10,219	1,355
Number of Exclusions		988	222
Number of Exceptions		0	
Denominator (eligible population minus exclusions and exceptions)		9,231	1,133
Total of Numerator Events: Number of members with a positive screen for depression during an outpatient visit using a standardized tool with a follow-up plan documented - AND - Number of members with a negative screen for depression during an outpatient visit using a standardized tool		605	46
Reported Rate		6.55%	4.06%

Note: If NA is displayed in place of the rate, this indicates the denominator was too small (i.e., <30) to report a valid rate.



Appendix D. HEDIS Interactive Data Submission System Data

Appendix D contains CareSource's reported IDSS data from its NCQA HEDIS Compliance Audit.

**Appendix D: Department of Community Health, State of Georgia
 HEDIS Interactive Data Submission System Data for CareSource Georgia Families**

Audit Review Table					
CareSource Georgia Co. (Org ID: 287128, Sub ID: 13923, Medicaid, Spec Area: None, Spec Proj: None, Contract Number: None)					
Measurement Year - 2021; Date & Timestamp - 6/14/2022 10:53:25 AM					
This submission is on the stage: Submission Finalized					
Measure/Data Element	Benefit Offered	Rate	Status	Audit Designation	Comment
Effectiveness of Care					
Weight Assessment and Counseling for Nutrition and Physical Activity for Children/Adolescents (WCC)					
<i>Weight Assessment and Counseling for Nutrition and Physical Activity for Children/Adolescents - BMI percentile (Total)</i>		74.7%	R	R	Reported
<i>Weight Assessment and Counseling for Nutrition and Physical Activity for Children/Adolescents - Counseling for Nutrition (Total)</i>		64.96%	R	R	Reported
<i>Weight Assessment and Counseling for Nutrition and Physical Activity for Children/Adolescents - Counseling for Physical Activity (Total)</i>		63.5%	R	R	Reported
Childhood Immunization Status (CIS)					
<i>Childhood Immunization Status - DTaP</i>		65.21%	R	R	Reported
<i>Childhood Immunization Status - IPV</i>		81.75%	R	R	Reported
<i>Childhood Immunization Status - MMR</i>		79.08%	R	R	Reported
<i>Childhood Immunization Status - HiB</i>		76.4%	R	R	Reported
<i>Childhood Immunization Status - Hepatitis B</i>		78.1%	R	R	Reported
<i>Childhood Immunization Status - VZV</i>		78.1%	R	R	Reported
<i>Childhood Immunization Status - Pneumococcal Conjugate</i>		65.21%	R	R	Reported
<i>Childhood Immunization Status - Hepatitis A</i>		78.59%	R	R	Reported
<i>Childhood Immunization Status - Rotavirus</i>		62.29%	R	R	Reported
<i>Childhood Immunization Status - Influenza</i>		27.01%	R	R	Reported
<i>Childhood Immunization Status - Combo 3</i>		54.99%	R	R	Reported
<i>Childhood Immunization Status - Combo 7</i>		46.23%	R	R	Reported
<i>Childhood Immunization Status - Combo 10</i>		15.57%	R	R	Reported
Immunizations for Adolescents (IMA)					
<i>Immunizations for Adolescents - Meningococcal</i>		73.72%	R	R	Reported
<i>Immunizations for Adolescents - Tdap</i>		73.48%	R	R	Reported
<i>Immunizations for Adolescents - HPV</i>		25.55%	R	R	Reported
<i>Immunizations for Adolescents - Combination 1</i>		72.02%	R	R	Reported
<i>Immunizations for Adolescents - Combination 2</i>		25.06%	R	R	Reported
Lead Screening in Children (LSC)					
<i>Lead Screening in Children</i>		66.67%	R	R	Reported
Breast Cancer Screening (BCS)					
<i>Breast Cancer Screening</i>		41.78%	R	R	Reported
Cervical Cancer Screening (CCS)					

**Appendix D: Department of Community Health, State of Georgia
HEDIS Interactive Data Submission System Data for CareSource Georgia Families**

<i>Cervical Cancer Screening</i>		57.18%	R	R	Reported
Chlamydia Screening in Women (CHL)					
<i>Chlamydia Screening in Women (Total)</i>		59.89%	R	R	Reported
Appropriate Testing for Pharyngitis (CWP)	Y				
<i>Appropriate Testing for Pharyngitis (Total)</i>		73.92%	R	R	Reported
Use of Spirometry Testing in the Assessment and Diagnosis of COPD (SPR)					
<i>Use of Spirometry Testing in the Assessment and Diagnosis of COPD</i>		22.81%	R	R	Reported
Pharmacotherapy Management of COPD Exacerbation (PCE)	Y				
<i>Pharmacotherapy Management of COPD Exacerbation - Systemic Corticosteroid</i>		77.78%	R	R	Reported
<i>Pharmacotherapy Management of COPD Exacerbation - Bronchodilator</i>		88.89%	R	R	Reported
Asthma Medication Ratio (AMR)	Y				
<i>Asthma Medication Ratio (Total)</i>		74.65%	R	R	Reported
Controlling High Blood Pressure (CBP)					
<i>Controlling High Blood Pressure</i>		53.04%	R	R	Reported
Persistence of Beta-Blocker Treatment After a Heart Attack (PBH)	Y				
<i>Persistence of Beta-Blocker Treatment After a Heart Attack</i>		72%	NA	R	Reported
Statin Therapy for Patients With Cardiovascular Disease (SPC)	Y				
<i>Statin Therapy for Patients With Cardiovascular Disease - Received Statin Therapy (Total)</i>		71.74%	R	R	Reported
<i>Statin Therapy for Patients With Cardiovascular Disease - Statin Adherence 80% (Total)</i>		47.47%	R	R	Reported
Cardiac Rehabilitation (CRE)					
<i>Cardiac Rehabilitation - Initiation (Total)</i>		2.11%	R	R	Reported
<i>Cardiac Rehabilitation - Engagement1 (Total)</i>		3.16%	R	R	Reported
<i>Cardiac Rehabilitation - Engagement2 (Total)</i>		2.11%	R	R	Reported
<i>Cardiac Rehabilitation - Achievement (Total)</i>		0%	R	R	Reported
Comprehensive Diabetes Care (CDC)					
<i>Comprehensive Diabetes Care - HbA1c Testing</i>		77.62%	R	R	Reported
<i>Comprehensive Diabetes Care - Poor HbA1c Control</i>		55.96%	R	R	Reported
<i>Comprehensive Diabetes Care - HbA1c Control (<8%)</i>		37.47%	R	R	Reported
<i>Comprehensive Diabetes Care - Eye Exams</i>		32.12%	R	R	Reported
<i>Comprehensive Diabetes Care - Blood Pressure Control (<140/90)</i>		58.64%	R	R	Reported
Kidney Health Evaluation for Patients With Diabetes (KED)					
<i>Kidney Health Evaluation for Patients With Diabetes (Total)</i>		20.2%	R	R	Reported
Statin Therapy for Patients With Diabetes (SPD)	Y				

**Appendix D: Department of Community Health, State of Georgia
 HEDIS Interactive Data Submission System Data for CareSource Georgia Families**

<i>Statin Therapy for Patients With Diabetes - Received Statin Therapy</i>		48.66%	R	R	Reported
<i>Statin Therapy for Patients With Diabetes - Statin Adherence 80%</i>		41.38%	R	R	Reported
Antidepressant Medication Management (AMM)	Y				
<i>Antidepressant Medication Management - Effective Acute Phase Treatment</i>		42.16%	R	R	Reported
<i>Antidepressant Medication Management - Effective Continuation Phase Treatment</i>		21.79%	R	R	Reported
Follow-Up Care for Children Prescribed ADHD Medication (ADD)	Y				
<i>Follow-Up Care for Children Prescribed ADHD Medication - Initiation Phase</i>		42.84%	R	R	Reported
<i>Follow-Up Care for Children Prescribed ADHD Medication - Continuation and Maintenance Phase</i>		59.33%	R	R	Reported
Follow-up After Hospitalization for Mental Illness (FUH)	Y				
<i>Follow-Up After Hospitalization For Mental Illness - 30 days (Total)</i>		72.63%	R	R	Reported
<i>Follow-Up After Hospitalization For Mental Illness - 7 days (Total)</i>		48.25%	R	R	Reported
Follow-Up After Emergency Department Visit for Mental Illness (FUM)	Y				
<i>Follow-Up After Emergency Department Visit for Mental Illness - 30 days (Total)</i>		42.69%	R	R	Reported
<i>Follow-Up After Emergency Department Visit for Mental Illness - 7 days (Total)</i>		31.97%	R	R	Reported
Follow-Up After High-Intensity Care for Substance Use Disorder (FUI)	Y				
<i>Follow-Up After High-Intensity Care for Substance Use Disorder - 30 days (Total)</i>		27.54%	R	R	Reported
<i>Follow-Up After High-Intensity Care for Substance Use Disorder - 7 Days (Total)</i>		15.22%	R	R	Reported
Follow-Up After Emergency Department Visit for Alcohol and Other Drug Abuse or Dependence (FUA)	Y				
<i>Follow-Up After Emergency Department Visit for Alcohol and Other Drug Abuse or Dependence - 30 days (Total)</i>		10.86%	R	R	Reported
<i>Follow-Up After Emergency Department Visit for Alcohol and Other Drug Abuse or Dependence - 7 days (Total)</i>		6.05%	R	R	Reported
Pharmacotherapy for Opioid Use Disorder (POD)	Y				
<i>Pharmacotherapy for Opioid Use Disorder (Total)</i>		30.68%	R	R	Reported
Diabetes Screening for People With Schizophrenia or Bipolar Disorder Who Are Using Antipsychotic Medications (SSD)	Y				
<i>Diabetes Screening for People With Schizophrenia or Bipolar Disorder Who Are Using Antipsychotic Medications</i>		78.17%	R	R	Reported
Diabetes Monitoring for People With Diabetes and Schizophrenia (SMD)					

**Appendix D: Department of Community Health, State of Georgia
 HEDIS Interactive Data Submission System Data for CareSource Georgia Families**

<i>Diabetes Monitoring for People With Diabetes and Schizophrenia</i>		67.5%	R	R	Reported
Cardiovascular Monitoring for People With Cardiovascular Disease and Schizophrenia (SMC)					
<i>Cardiovascular Monitoring for People With Cardiovascular Disease and Schizophrenia</i>		100%	NA	R	Reported
Adherence to Antipsychotic Medications for Individuals With Schizophrenia (SAA)	Y				
<i>Adherence to Antipsychotic Medications for Individuals With Schizophrenia</i>		41.92%	R	R	Reported
Metabolic Monitoring for Children and Adolescents on Antipsychotics (APM)	Y				
<i>Metabolic Monitoring for Children and Adolescents on Antipsychotics - Blood Glucose Testing (Total)</i>		49.4%	R	R	Reported
<i>Metabolic Monitoring for Children and Adolescents on Antipsychotics - Cholesterol Testing (Total)</i>		28.66%	R	R	Reported
<i>Metabolic Monitoring for Children and Adolescents on Antipsychotics - Blood Glucose and Cholesterol Testing (Total)</i>		25.72%	R	R	Reported
Non-Recommended Cervical Cancer Screening in Adolescent Females (NCS)					
<i>Non-Recommended Cervical Cancer Screening in Adolescent Females</i>		1.51%	R	R	Reported
Appropriate Treatment for Upper Respiratory Infection (URI)	Y				
<i>Appropriate Treatment for Upper Respiratory Infection (Total)</i>		89.1%	R	R	Reported
Avoidance of Antibiotic Treatment for Acute Bronchitis/Bronchiolitis (AAB)	Y				
<i>Avoidance of Antibiotic Treatment for Acute Bronchitis/Bronchiolitis (Total)</i>		55.86%	R	R	Reported
Use of Imaging Studies for Low Back Pain (LBP)					
<i>Use of Imaging Studies for Low Back Pain</i>		72.02%	R	R	Reported
Use of Opioids at High Dosage (HDO)	Y				
<i>Use of Opioids at High Dosage</i>		2.44%	R	R	Reported
Use of Opioids From Multiple Providers (UOP)	Y				
<i>Use of Opioids From Multiple Providers - Multiple Prescribers</i>		19.98%	R	R	Reported
<i>Use of Opioids From Multiple Providers - Multiple Pharmacies</i>		3.19%	R	R	Reported
<i>Use of Opioids From Multiple Providers - Multiple Prescribers and Multiple Pharmacies</i>		1.44%	R	R	Reported
Risk of Continued Opioid Use (COU)	Y				
<i>Risk of Continued Opioid Use - >=15 Days (Total)</i>		2.68%	R	R	Reported
<i>Risk of Continued Opioid Use - >=31 Days (Total)</i>		1.52%	R	R	Reported
Access/Availability of Care					
Adults' Access to Preventive/Ambulatory Health Services (AAP)					

**Appendix D: Department of Community Health, State of Georgia
HEDIS Interactive Data Submission System Data for CareSource Georgia Families**

<i>Adults' Access to Preventive/Ambulatory Health Services (Total)</i>		70.22%	R	R	Reported
Annual Dental Visit (ADV)	Y				
<i>Annual Dental Visit (Total)</i>		45.85%	R	R	Reported
Initiation and Engagement of Alcohol and Other Drug Abuse or Dependence Treatment (IET)	Y				
<i>Initiation and Engagement of Alcohol and Other Drug Abuse or Dependence Treatment - Initiation of AOD - Alcohol Abuse or Dependence (Total)</i>		39%	R	R	Reported
<i>Initiation and Engagement of Alcohol and Other Drug Abuse or Dependence Treatment - Engagement of AOD - Alcohol Abuse or Dependence (Total)</i>		7.62%	R	R	Reported
<i>Initiation and Engagement of Alcohol and Other Drug Abuse or Dependence Treatment - Initiation of AOD - Opioid Abuse or Dependence (Total)</i>		46.91%	R	R	Reported
<i>Initiation and Engagement of Alcohol and Other Drug Abuse or Dependence Treatment - Engagement of AOD - Opioid Abuse or Dependence (Total)</i>		21.48%	R	R	Reported
<i>Initiation and Engagement of Alcohol and Other Drug Abuse or Dependence Treatment - Initiation of AOD - Other Drug Abuse or Dependence (Total)</i>		39.32%	R	R	Reported
<i>Initiation and Engagement of Alcohol and Other Drug Abuse or Dependence Treatment - Engagement of AOD - Other Drug Abuse or Dependence (Total)</i>		7.64%	R	R	Reported
<i>Initiation and Engagement of Alcohol and Other Drug Abuse or Dependence Treatment - Initiation of AOD - Total (Total)</i>		39.19%	R	R	Reported
<i>Initiation and Engagement of Alcohol and Other Drug Abuse or Dependence Treatment - Engagement of AOD - Total (Total)</i>		9.49%	R	R	Reported
Prenatal and Postpartum Care (PPC)					
<i>Prenatal and Postpartum Care - Timeliness of Prenatal Care</i>		79.56%	R	R	Reported
<i>Prenatal and Postpartum Care - Postpartum Care</i>		64.48%	R	R	Reported
Use of First-Line Psychosocial Care for Children and Adolescents on Antipsychotics (APP)	Y				
<i>Use of First-Line Psychosocial Care for Children and Adolescents on Antipsychotics (Total)</i>		62.54%	R	R	Reported
Utilization					
Well-Child Visits in the First 30 Months of Life (W30)					
<i>Well-Child Visits in the First 30 Months of Life (First 15 Months)</i>		55.84%	R	R	Reported
<i>Well-Child Visits in the First 30 Months of Life (15 Months-30 Months)</i>		65.28%	R	R	Reported
Child and Adolescent Well-Care Visits (WCV)					
<i>Child and Adolescent Well-Care Visits (Total)</i>		45.43%	R	R	Reported
Frequency of Selected Procedures (FSP)			R	R	Reported
Ambulatory Care (AMBa)			R	R	Reported

**Appendix D: Department of Community Health, State of Georgia
HEDIS Interactive Data Submission System Data for CareSource Georgia Families**

Ambulatory Care (Dual) (AMBb)			R	R	Reported
Ambulatory Care (Disabled) (AMBc)			R	R	Reported
Ambulatory Care (Low Income) (AMBd)			R	R	Reported
Inpatient Utilization - General Hospital/Acute Care (IPUa)			R	R	Reported
Inpatient Utilization - General Hospital/Acute Care (Dual) (IPUb)			R	R	Reported
Inpatient Utilization - General Hospital/Acute Care (Disabled) (IPUc)			R	R	Reported
Inpatient Utilization - General Hospital/Acute Care (Low Income) (IPUd)			R	R	Reported
Identification of Alcohol and other Drug Services (IADa)	Y		R	R	Reported
Identification of Alcohol and Other Drug Services (Dual) (IADb)	Y		R	R	Reported
Identification of Alcohol and Other Drug Services (Disabled) (IADc)	Y		R	R	Reported
Identification of Alcohol and Other Drug Services (Low Income) (IADd)	Y		R	R	Reported
Mental Health Utilization (MPTa)	Y		R	R	Reported
Mental Health Utilization (Dual) (MPTb)	Y		R	R	Reported
Mental Health Utilization (Disabled) (MPTc)	Y		R	R	Reported
Mental Health Utilization (Low Income) (MPTd)	Y		R	R	Reported
Antibiotic Utilization (ABXa)	Y		R	R	Reported
Antibiotic Utilization (Dual) (ABXb)	Y		R	R	Reported
Antibiotic Utilization (Disabled) (ABXc)	Y		R	R	Reported
Antibiotic Utilization (Low Income) (ABXd)	Y		R	R	Reported
Risk Adjusted Utilization					
Plan All-Cause Readmissions (PCR)			R	R	Reported
Health Plan Descriptive Information					
Enrollment by Product Line (ENPa)			R	R	Reported
Enrollment by Product Line (Dual) (ENPb)			R	R	Reported
Enrollment by Product Line (Disabled) (ENPc)			R	R	Reported
Enrollment by Product Line (Low Income) (ENPd)			R	R	Reported
Language Diversity of Membership (LDM)			R	R	Reported
Race/Ethnicity Diversity of Membership (RDM)			R	R	Reported
Electronic Clinical Data Systems					
Breast Cancer Screening (BCS-E)					
<i>Breast Cancer Screening</i>		41%	R	R	Reported
Follow-Up Care for Children Prescribed ADHD Medication (ADD-E)	Y				
<i>Follow-Up Care for Children Prescribed ADHD Medication - Initiation Phase</i>		42.74%	R	R	Reported
<i>Follow-Up Care for Children Prescribed ADHD Medication - Continuation and Maintenance Phase</i>		59.12%	R	R	Reported

**Appendix D: Department of Community Health, State of Georgia
 HEDIS Interactive Data Submission System Data for CareSource Georgia Families**

Depression Screening and Follow-Up for Adolescents and Adults (DSF-E)					
<i>Depression Screening and Follow-Up for Adolescents and Adults - Depression Screening (Total)</i>		0.37%	R	R	Reported
<i>Depression Screening and Follow-Up for Adolescents and Adults - Follow-up on Positive Screen (Total)</i>		25%	R	R	Reported
Utilization of the PHQ-9 to Monitor Depression Symptoms for Adolescents and Adults (DMS-E)					
<i>Utilization of the PHQ-9 to Monitor Depression Symptoms for Adolescents and Adults - Utilization of PHQ-9-Period1 (Total)</i>		0%	R	R	Reported
<i>Utilization of the PHQ-9 to Monitor Depression Symptoms for Adolescents and Adults - Utilization of PHQ-9-Period2 (Total)</i>		0%	R	R	Reported
<i>Utilization of the PHQ-9 to Monitor Depression Symptoms for Adolescents and Adults - Utilization of PHQ-9-Period3 (Total)</i>		0%	R	R	Reported
<i>Utilization of the PHQ-9 to Monitor Depression Symptoms for Adolescents and Adults - Utilization of PHQ-9-Total (Total)</i>		0%	R	R	Reported
Depression Remission or Response for Adolescents and Adults (DRR-E)					
<i>Depression Remission or Response for Adolescents and Adults - Follow-up PHQ-9 (Total)</i>			NA	R	Reported
<i>Depression Remission or Response for Adolescents and Adults - Depression Remission (Total)</i>			NA	R	Reported
<i>Depression Remission or Response for Adolescents and Adults - Depression Response (Total)</i>			NA	R	Reported
Unhealthy Alcohol Use Screening and Follow-Up (ASF-E)					
<i>Unhealthy Alcohol Use Screening and Follow-Up - Unhealthy Alcohol Use Screening (Total)</i>		0%	R	R	Reported
<i>Unhealthy Alcohol Use Screening and Follow-Up - Alcohol Counseling or Other Follow-Up Care (Total)</i>			NA	R	Reported
Adult Immunization Status (AIS-E)					
<i>Adult Immunization Status - Influenza</i>		4.66%	R	R	Reported
<i>Adult Immunization Status - Td/Tdap</i>		18.55%	R	R	Reported
<i>Adult Immunization Status - Zoster</i>		1.06%	R	R	Reported
Prenatal Immunization Status (PRS-E)					
<i>Prenatal Immunization Status - Influenza</i>		7.67%	R	R	Reported
<i>Prenatal Immunization Status - Tdap</i>		22.49%	R	R	Reported
<i>Prenatal Immunization Status - Combination</i>		4.93%	R	R	Reported
Prenatal Depression Screening and Follow-Up (PND-E)					
<i>Prenatal Depression Screening and Follow-Up - Depression Screening</i>		1.83%	R	R	Reported
<i>Prenatal Depression Screening and Follow-Up - Follow-Up on Positive Screen</i>		19.05%	NA	R	Reported
Postpartum Depression Screening and Follow-Up (PDS-E)					
<i>Postpartum Depression Screening and Follow-Up - Depression Screening</i>		3.81%	R	R	Reported
<i>Postpartum Depression Screening and Follow-Up - Follow-Up on Positive Screen</i>		34.62%	NA	R	Reported

**Appendix D: Department of Community Health, State of Georgia
HEDIS Interactive Data Submission System Data for CareSource Georgia Families**

CareSource Georgia Co. (Org ID: 287128, Sub ID: 13923, Medicaid, Special Area: None, Special Project: None, Contract Number:)

MeasurementYear: 2021

Weight Assessment and Counseling for Nutrition and Physical Activity for Children/Adolescents (WCC)

IndicatorMetric	BMIPercentile			NutritionCounseling			PhysicalActivityCounseling		
	3-11	12-17	Total	3-11	12-17	Total	3-11	12-17	Total
IndicatorKey	202501_20	202500_20	202502_20	202504_20	202503_20	202505_20	202507_20	202506_20	202508_20
CollectionMethod	H	H	H	H	H	H	H	H	H
EligiblePopulation	73252	47162	120414	73252	47162	120414	73252	47162	120414
NumeratorByAdminElig	46860	28388	75248	42424	25310	67734	36727	22860	59587
CYAR	63.97	60.19	62.49	57.92	53.67	56.25	50.14	48.47	49.49
MinReqSampleSize	411	411	411	411	411	411	411	411	411
OversampleRate	0.1	0.1	0.1	0.1	0.1	0.1	0.1	0.1	0.1
OversampleRecordsNumber	42	42	42	42	42	42	42	42	42
ExclusionValidDataErrors	0	0	0	0	0	0	0	0	0
ExclusionAdminOptional	0	0	0	0	0	0	0	0	0
ExclusionMedRecsOptional	0	0	0	0	0	0	0	0	0
ExclusionEmployeeOrDep	0	0	0	0	0	0	0	0	0
OversampleRecsAdded	0	0	0	0	0	0	0	0	0
Denominator	249	162	411	249	162	411	249	162	411
NumeratorByAdmin	158	90	248	142	75	217	127	67	194
NumeratorByMedicalRecords	27	21	48	30	20	50	37	30	67
NumeratorBySupplemental	4	7	11	0	0	0	0	0	0
Rate	75.90	72.84	74.70	69.08	58.64	64.96	65.86	59.88	63.50
AuditDesignation	R	R	R	R	R	R	R	R	R
Status	R	R	R	R	R	R	R	R	R

**Appendix D: Department of Community Health, State of Georgia
HEDIS Interactive Data Submission System Data for CareSource Georgia Families**

CareSource Georgia Co. (Org ID: 287128, Sub ID: 13923, Medicaid, Special Area: None, Special Project: None, Contract Number:)

MeasurementYear: 2021

Childhood Immunization Status (CIS)

IndicatorMetric	DTaP	IPV	MMR	HIB	HepatitisB	VZV	PneumococcalConjugate	HepatitisA	Rotavirus	Influenza	Combo3	Combo7	Combo10
IndicatorKey	200725_20	200729_20	200731_20	200726_20	200728_20	200733_20	200715_20	200727_20	200732_20	200730_20	200718_20	200722_20	200716_20
CollectionMethod	H	H	H	H	H	H	H	H	H	H	H	H	H
EligiblePopulation	12603	12603	12603	12603	12603	12603	12603	12603	12603	12603	12603	12603	12603
NumeratorByAdminElig	6462	8282	9629	8370	6520	9609	6722	9639	6661	3047	4495	3838	1375
CYAR	51.27	65.71	76.40	66.41	51.73	76.24	53.34	76.48	52.85	24.18	35.67	30.45	10.91
MinReqSampleSize	411	411	411	411	411	411	411	411	411	411	411	411	411
OversampleRate	0.1	0.1	0.1	0.1	0.1	0.1	0.1	0.1	0.1	0.1	0.1	0.1	0.1
OversampleRecordsNumber	42	42	42	42	42	42	42	42	42	42	42	42	42
ExclusionValidDataErrors	0	0	0	0	0	0	0	0	0	0	0	0	0
ExclusionAdminOptional	0	0	0	0	0	0	0	0	0	0	0	0	0
ExclusionMedRecsOptional	0	0	0	0	0	0	0	0	0	0	0	0	0
ExclusionEmployeeOrDep	0	0	0	0	0	0	0	0	0	0	0	0	0
OversampleRecsAdded	0	0	0	0	0	0	0	0	0	0	0	0	0
Denominator	411	411	411	411	411	411	411	411	411	411	411	411	411
NumeratorByAdmin	188	241	304	241	149	299	184	316	185	100	99	84	25
NumeratorByMedicalRecords	43	49	13	32	84	13	44	4	37	7	63	52	16
NumeratorBySupplemental	37	46	8	41	88	9	40	3	34	4	64	54	23
Rate	65.21	81.75	79.08	76.40	78.10	78.10	65.21	78.59	62.29	27.01	54.99	46.23	15.57
AuditDesignation	R	R	R	R	R	R	R	R	R	R	R	R	R
Status	R	R	R	R	R	R	R	R	R	R	R	R	R

**Appendix D: Department of Community Health, State of Georgia
HEDIS Interactive Data Submission System Data for CareSource Georgia Families**

CareSource Georgia Co. (Org ID: 287128, Sub ID: 13923, Medicaid, Special Area: None, Special Project: None,
Contract Number:)

MeasurementYear: 2021

Immunizations for Adolescents (IMA)

IndicatorMetric	Meningococcal	Tdap	HPV	Combo1	Combo2
IndicatorKey	201710_20	201711_20	201709_20	201707_20	201708_20
CollectionMethod	H	H	H	H	H
EligiblePopulation	10940	10940	10940	10940	10940
NumeratorByAdminElig	7673	7672	2519	7434	2378
CYAR	70.14	70.13	23.03	67.95	21.74
MinReqSampleSize	411	411	411	411	411
OversampleRate	0.1	0.1	0.1	0.1	0.1
OversampleRecordsNumber	42	42	42	42	42
ExclusionValidDataErrors	0	0	0	0	0
ExclusionAdminOptional	0	0	0	0	0
ExclusionMedRecsOptional	0	0	0	0	0
ExclusionEmployeeOrDep	0	0	0	0	0
OversampleRecsAdded	0	0	0	0	0
Denominator	411	411	411	411	411
NumeratorByAdmin	262	256	83	246	79
NumeratorByMedicalRecords	9	10	6	10	8
NumeratorBySupplemental	32	36	16	40	16
Rate	73.72	73.48	25.55	72.02	25.06
AuditDesignation	R	R	R	R	R
Status	R	R	R	R	R

**Appendix D: Department of Community Health, State of Georgia
HEDIS Interactive Data Submission System Data for CareSource Georgia Families**

CareSource Georgia Co. (Org ID: 287128, Sub ID: 13923, Medicaid,
Special Area: None, Special Project: None, Contract Number:)

MeasurementYear: 2021

Lead Screening in Children (LSC)

IndicatorMetric	LeadScreeningChildren
IndicatorKey	201858_20
CollectionMethod	H
EligiblePopulation	12603
NumeratorByAdminElig	8298
CYAR	65.84
MinReqSampleSize	411
OversampleRate	0.1
OversampleRecordsNumber	42
ExclusionValidDataErrors	0
ExclusionAdminOptional	0
ExclusionMedRecsOptional	0
ExclusionEmployeeOrDep	0
OversampleRecsAdded	0
Denominator	411
NumeratorByAdmin	265
NumeratorByMedicalRecords	8
NumeratorBySupplemental	1
Rate	66.67
AuditDesignation	R
Status	R

**Appendix D: Department of Community Health, State of Georgia
HEDIS Interactive Data Submission System Data for CareSource Georgia Families**

CareSource Georgia Co. (Org ID: 287128, Sub ID: 13923, Medicaid,
Special Area: None, Special Project: None, Contract Number:)

MeasurementYear: 2021

Breast Cancer Screening (BCS)

IndicatorMetric	BreastCancerScreening
IndicatorKey	200694_20
EligiblePopulation	687
ExclusionAdminRequired	1
ExclusionAdminOptional	9
NumeratorByAdmin	286
NumeratorBySupplemental	1
Rate	41.78
AuditDesignation	R
Status	R

**Appendix D: Department of Community Health, State of Georgia
HEDIS Interactive Data Submission System Data for CareSource Georgia Families**

CareSource Georgia Co. (Org ID: 287128, Sub ID: 13923, Medicaid,
Special Area: None, Special Project: None, Contract Number:)
MeasurementYear: 2021
Cervical Cancer Screening (CCS)

IndicatorMetric	CervicalCancerScreening
IndicatorKey	200701_20
CollectionMethod	H
EligiblePopulation	44409
ExclusionAdminRequired	32
NumeratorByAdminElig	23207
CYAR	52.26
MinReqSampleSize	411
OversampleRate	0.1
OversampleRecordsNumber	42
ExclusionValidDataErrors	0
ExclusionAdminOptional	0
ExclusionMedRecsOptional	2
ExclusionEmployeeOrDep	0
OversampleRecsAdded	2
Denominator	411
NumeratorByAdmin	201
NumeratorByMedicalRecords	17
NumeratorBySupplemental	17
Rate	57.18
AuditDesignation	R
Status	R

**Appendix D: Department of Community Health, State of Georgia
 HEDIS Interactive Data Submission System Data for CareSource Georgia Families**

**CareSource Georgia Co. (Org ID: 287128, Sub ID: 13923, Medicaid, Special Area:
 None, Special Project: None, Contract Number:)**

MeasurementYear: 2021

Chlamydia Screening in Women (CHL)

IndicatorMetric	ChlamydiaScreening		
Age	16-20	21-24	Total
IndicatorKey	200712_20	200713_20	200714_20
EligiblePopulation	10298	5090	15388
ExclusionAdminOptional	601	155	756
NumeratorByAdmin	5950	3227	9177
NumeratorBySupplemental	18	21	39
Rate	57.95	63.81	59.89
AuditDesignation	R	R	R
Status	R	R	R

**Appendix D: Department of Community Health, State of Georgia
HEDIS Interactive Data Submission System Data for CareSource Georgia Families**

CareSource Georgia Co. (Org ID: 287128, Sub ID: 13923, Medicaid, Special Area: None,
Special Project: None, Contract Number:)

MeasurementYear: 2021

Appropriate Testing for Pharyngitis (CWP)

IndicatorMetric	AppropriatePharyngitisTesting			
Age	3-17	18-64	65+	Total
IndicatorKey	210013_10	210012_10	210014_10	210015_10
EligiblePopulation	11171	2308	0	13479
NumeratorByAdmin	8603	1344	0	9947
NumeratorBySupplemental	7	10	0	17
Rate	77.07	58.67		73.92
AuditDesignation	R	R	R	R
Status	R	R	NA	R

Appendix D: Department of Community Health, State of Georgia
HEDIS Interactive Data Submission System Data for CareSource Georgia Families

CareSource Georgia Co. (Org ID: 287128, Sub ID: 13923, Medicaid,
Special Area: None, Special Project: None, Contract Number:)
MeasurementYear: 2021

Use of Spirometry Testing in the Assessment and Diagnosis of COPD
(SPR)

IndicatorMetric	SpirometryTestingCOPD
IndicatorKey	202457_20
EligiblePopulation	57
NumeratorByAdmin	13
NumeratorBySupplemental	0
Rate	22.81
AuditDesignation	R
Status	R

**Appendix D: Department of Community Health, State of Georgia
 HEDIS Interactive Data Submission System Data for CareSource Georgia Families**

**CareSource Georgia Co. (Org ID: 287128, Sub ID: 13923, Medicaid, Special Area:
 None, Special Project: None, Contract Number:)**

MeasurementYear: 2021

Pharmacotherapy Management of COPD Exacerbation (PCE)

IndicatorMetric	SystemicCorticosteroid	Bronchodilator
IndicatorKey	201964_20	201963_20
EligiblePopulation	36	36
NumeratorByAdmin	28	32
NumeratorBySupplemental	0	0
Rate	77.78	88.89
AuditDesignation	R	R
Status	R	R

**Appendix D: Department of Community Health, State of Georgia
HEDIS Interactive Data Submission System Data for CareSource Georgia Families**

CareSource Georgia Co. (Org ID: 287128, Sub ID: 13923, Medicaid, Special Area: None, Special Project: None, Contract Number:)

MeasurementYear: 2021

Asthma Medication Ratio (AMR)

IndicatorMetric	AsthmaMedicationRatio					
	Age	5-11	12-18	19-50	51-64	Total
IndicatorKey	200663_20	200661_20	200662_20	200664_20	200667_20	
EligiblePopulation	811	893	477	24	2205	
ExclusionAdminRequired	108	73	204	36	421	
NumeratorByAdmin	673	690	268	14	1645	
NumeratorBySupplemental	0	0	1	0	1	
Rate	82.98	77.27	56.39	58.33	74.65	
AuditDesignation	R	R	R	R	R	
Status	R	R	R	NA	R	

Appendix D: Department of Community Health, State of Georgia
HEDIS Interactive Data Submission System Data for CareSource Georgia Families

CareSource Georgia Co. (Org ID: 287128, Sub ID: 13923,
Medicaid, Special Area: None, Special Project: None, Contract
Number:)

MeasurementYear: 2021

Controlling High Blood Pressure (CBP)

IndicatorMetric	ControlHighBP
IndicatorKey	200700_20
CollectionMethod	H
EligiblePopulation	5259
ExclusionAdminRequired	13
NumeratorByAdminElig	1894
CYAR	36.01
MinReqSampleSize	411
OversampleRate	0.1
OversampleRecordsNumber	42
ExclusionValidDataErrors	0
ExclusionAdminOptional	0
ExclusionMedRecsOptional	0
ExclusionEmployeeOrDep	0
OversampleRecsAdded	0
Denominator	411
NumeratorByAdmin	77
NumeratorByMedicalRecords	45
NumeratorBySupplemental	96
Rate	53.04
AuditDesignation	R
Status	R

**Appendix D: Department of Community Health, State of Georgia
HEDIS Interactive Data Submission System Data for CareSource Georgia Families**

**CareSource Georgia Co. (Org ID: 287128, Sub ID: 13923, Medicaid,
Special Area: None, Special Project: None, Contract Number:)
MeasurementYear: 2021**

Persistence of Beta-Blocker Treatment After a Heart Attack (PBH)

IndicatorMetric	BetaBlockerPersistence
IndicatorKey	201962_20
EligiblePopulation	25
ExclusionAdminOptional	12
NumeratorByAdmin	18
NumeratorBySupplemental	0
Rate	72.00
AuditDesignation	R
Status	NA

**Appendix D: Department of Community Health, State of Georgia
HEDIS Interactive Data Submission System Data for CareSource Georgia Families**

CareSource Georgia Co. (Org ID: 287128, Sub ID: 13923, Medicaid, Special Area: None, Special Project: None, Contract Number:)
MeasurementYear: 2021

Statin Therapy for Patients With Cardiovascular Disease (SPC)

IndicatorMetric	ReceivedTherapy	Adherence	ReceivedTherapy	Adherence	ReceivedTherapy	Adherence
Gender	M		F		F,M	
IndicatorKey	202449_20	202452_20	202450_20	202453_20	202451_20	202454_20
EligiblePopulation	48	32	90	67	138	99
ExclusionAdminRequired	6		14		20	
NumeratorByAdmin	32	14	67	33	99	47
NumeratorBySupplemental	0	0	0	0	0	0
Rate	66.67	43.75	74.44	49.25	71.74	47.47
AuditDesignation	R	R	R	R	R	R
Status	R	R	R	R	R	R

**Appendix D: Department of Community Health, State of Georgia
HEDIS Interactive Data Submission System Data for CareSource Georgia Families**

CareSource Georgia Co. (Org ID: 287128, Sub ID: 13923, Medicaid, Special Area: None, Special Project: None, Contract Number:)

MeasurementYear: 2021

Cardiac Rehabilitation (CRE)

IndicatorMetric	Initiation	Engagement1	Engagement2	Achievement	Initiation	Engagement1	Engagement2	Achievement	Initiation	Engagement1	Engagement2	Achievement
Age	18-64				65+				Total			
IndicatorKey	210081_10	210075_10	210078_10	210072_10	210082_10	210076_10	210079_10	210073_10	210083_10	210077_10	210080_10	210074_10
EligiblePopulation	95	95	95	95	0	0	0	0	95	95	95	95
ExclusionAdminRequired	8	8	8	8	0	0	0	0	8	8	8	8
NumeratorByAdmin	2	3	2	0	0	0	0	0	2	3	2	0
NumeratorBySupplemental	0	0	0	0	0	0	0	0	0	0	0	0
Rate	2.11	3.16	2.11	0.00					2.11	3.16	2.11	0.00
AuditDesignation	R	R	R	R	R	R	R	R	R	R	R	R
Status	R	R	R	R	NA	NA	NA	NA	R	R	R	R

**Appendix D: Department of Community Health, State of Georgia
HEDIS Interactive Data Submission System Data for CareSource Georgia Families**

CareSource Georgia Co. (Org ID: 287128, Sub ID: 13923, Medicaid, Special Area: None, Special Project: None, Contract Number:)

MeasurementYear: 2021

Comprehensive Diabetes Care (CDC)

IndicatorMetric	HbA1cTesting	PoorHbA1cControl	AdequateHbA1cControl	EyeExams	BPUnder140Over90
IndicatorKey	200708_20	200711_20	200707_20	200705_20	200704_20
CollectionMethod	H	H	H	H	H
EligiblePopulation	3229	3229	3229	3229	3229
ExclusionAdminRequired	12	12	12	12	12
NumeratorByAdminElig	2287	2218	710	839	1321
CYAR	70.83	68.69	21.99	25.98	40.91
MinReqSampleSize	411	411	411	411	411
OversampleRate	0.2	0.2	0.2	0.2	0.2
OversampleRecordsNumber	83	83	83	83	83
ExclusionValidDataErrors	0	0	0	0	0
ExclusionAdminOptional	0	0	0	0	0
ExclusionMedRecsOptional	3	3	3	3	3
ExclusionEmployeeOrDep	0	0	0	0	0
OversampleRecsAdded	3	3	3	3	3
Denominator	411	411	411	411	411
NumeratorByAdmin	219	187	22	98	69
NumeratorByMedicalRecords	49	18	45	17	58
NumeratorBySupplemental	51	25	87	17	114
Rate	77.62	55.96	37.47	32.12	58.64
AuditDesignation	R	R	R	R	R
Status	R	R	R	R	R

**Appendix D: Department of Community Health, State of Georgia
HEDIS Interactive Data Submission System Data for CareSource Georgia Families**

CareSource Georgia Co. (Org ID: 287128, Sub ID: 13923, Medicaid, Special Area: None,
Special Project: None, Contract Number:)

MeasurementYear: 2021

Kidney Health Evaluation for Patients With Diabetes (KED)

IndicatorMetric	KidneyHealthEvaluation			
	18-64	65-74	75-85	Total
IndicatorKey	210084_10	210085_10	210086_10	210087_10
EligiblePopulation	3040	4	0	3044
ExclusionAdminRequired	42	0	0	42
ExclusionAdminOptional	159	0	0	159
NumeratorByAdmin	280	1	0	281
NumeratorBySupplemental	333	1	0	334
Rate	20.16	50.00		20.20
AuditDesignation	R	R	R	R
Status	R	NA	NA	R

**Appendix D: Department of Community Health, State of Georgia
HEDIS Interactive Data Submission System Data for CareSource Georgia Families**

CareSource Georgia Co. (Org ID: 287128, Sub ID: 13923, Medicaid, Special Area: None, Special Project: None, Contract Number:)

MeasurementYear: 2021

Statin Therapy for Patients With Diabetes (SPD)

IndicatorMetric	ReceivedTherapy	Adherence
IndicatorKey	202455_20	202456_20
EligiblePopulation	894	435
ExclusionAdminRequired	218	
NumeratorByAdmin	433	179
NumeratorBySupplemental	2	1
Rate	48.66	41.38
AuditDesignation	R	R
Status	R	R

**Appendix D: Department of Community Health, State of Georgia
HEDIS Interactive Data Submission System Data for CareSource Georgia Families**

CareSource Georgia Co. (Org ID: 287128, Sub ID: 13923, Medicaid,
Special Area: None, Special Project: None, Contract Number:)
MeasurementYear: 2021

Antidepressant Medication Management (AMM)

IndicatorMetric	Acute	Continuation
IndicatorKey	200659_20	200660_20
EligiblePopulation	2327	2327
ExclusionAdminRequired	4277	4277
NumeratorByAdmin	975	503
NumeratorBySupplemental	6	4
Rate	42.16	21.79
AuditDesignation	R	R
Status	R	R

**Appendix D: Department of Community Health, State of Georgia
HEDIS Interactive Data Submission System Data for CareSource Georgia Families**

CareSource Georgia Co. (Org ID: 287128, Sub ID: 13923, Medicaid,
Special Area: None, Special Project: None, Contract Number:)
MeasurementYear: 2021

Follow-Up Care for Children Prescribed ADHD Medication (ADD)

IndicatorMetric	Initiation	Continuation
IndicatorKey	200631_20	200630_20
EligiblePopulation	2750	477
ExclusionAdminOptional	4	0
NumeratorByAdmin	1178	283
NumeratorBySupplemental	0	0
Rate	42.84	59.33
AuditDesignation	R	R
Status	R	R

**Appendix D: Department of Community Health, State of Georgia
HEDIS Interactive Data Submission System Data for CareSource Georgia Families**

CareSource Georgia Co. (Org ID: 287128, Sub ID: 13923, Medicaid, Special Area: None, Special Project: None, Contract Number:)

MeasurementYear: 2021

Follow-up After Hospitalization for Mental Illness (FUH)

IndicatorMetric	FollowUp30Day	FollowUp7Day	FollowUp30Day	FollowUp7Day	FollowUp30Day	FollowUp7Day	FollowUp30Day	FollowUp7Day
Age	6-17		18-64		65+		Total	
IndicatorKey	203481_10	203484_10	203479_10	203482_10	203480_10	203483_10	201179_20	201180_20
EligiblePopulation	1272	1272	701	701	0	0	1973	1973
NumeratorByAdmin	1020	692	413	260	0	0	1433	952
NumeratorBySupplemental	0	0	0	0	0	0	0	0
Rate	80.19	54.40	58.92	37.09			72.63	48.25
AuditDesignation	R	R	R	R	R	R	R	R
Status	R	R	R	R	NA	NA	R	R

**Appendix D: Department of Community Health, State of Georgia
HEDIS Interactive Data Submission System Data for CareSource Georgia Families**

CareSource Georgia Co. (Org ID: 287128, Sub ID: 13923, Medicaid, Special Area: None, Special Project: None, Contract Number:)

MeasurementYear: 2021

Follow-Up After Emergency Department Visit for Mental Illness (FUM)

IndicatorMetric	FollowUp30Day	FollowUp7Day	FollowUp30Day	FollowUp7Day	FollowUp30Day	FollowUp7Day	FollowUp30Day	FollowUp7Day
Age	6-17		18-64		65+		Total	
IndicatorKey	203487_10	203490_10	203485_10	203488_10	203486_10	203489_10	201181_20	201182_20
EligiblePopulation	278	278	310	310	0	0	588	588
NumeratorByAdmin	157	117	94	71	0	0	251	188
NumeratorBySupplemental	0	0	0	0	0	0	0	0
Rate	56.47	42.09	30.32	22.90			42.69	31.97
AuditDesignation	R	R	R	R	R	R	R	R
Status	R	R	R	R	NA	NA	R	R

**Appendix D: Department of Community Health, State of Georgia
HEDIS Interactive Data Submission System Data for CareSource Georgia Families**

CareSource Georgia Co. (Org ID: 287128, Sub ID: 13923, Medicaid, Special Area: None, Special Project: None, Contract Number:)

MeasurementYear: 2021

Follow-Up After High-Intensity Care for Substance Use Disorder (FUI)

IndicatorMetric	FollowUp30Day	FollowUp7Day	FollowUp30Day	FollowUp7Day	FollowUp30Day	FollowUp7Day	FollowUp30Day	FollowUp7Day
Age	13-17		18-64		65+		Total	
IndicatorKey	210017_10	210021_10	210018_10	210022_10	210019_10	210023_10	210016_10	210020_10
EligiblePopulation	7	7	131	131	0	0	138	138
NumeratorByAdmin	0	0	38	21	0	0	38	21
NumeratorBySupplemental	0	0	0	0	0	0	0	0
Rate	0.00	0.00	29.01	16.03			27.54	15.22
AuditDesignation	R	R	R	R	R	R	R	R
Status	NA	NA	R	R	NA	NA	R	R

**Appendix D: Department of Community Health, State of Georgia
HEDIS Interactive Data Submission System Data for CareSource Georgia Families**

CareSource Georgia Co. (Org ID: 287128, Sub ID: 13923, Medicaid, Special Area: None, Special Project: None, Contract Number:)

MeasurementYear: 2021

Follow-Up After Emergency Department Visit for Alcohol and Other Drug Abuse or Dependence (FUA)

IndicatorMetric	FollowUp30Day	FollowUp7Day	FollowUp30Day	FollowUp7Day	FollowUp30Day	FollowUp7Day
Age	13-17		18+		Total	
IndicatorKey	201173_20	201178_20	201174_20	201176_20	201175_20	201177_20
EligiblePopulation	59	59	420	420	479	479
NumeratorByAdmin	4	2	48	27	52	29
NumeratorBySupplemental	0	0	0	0	0	0
Rate	6.78	3.39	11.43	6.43	10.86	6.05
AuditDesignation	R	R	R	R	R	R
Status	R	R	R	R	R	R

**Appendix D: Department of Community Health, State of Georgia
HEDIS Interactive Data Submission System Data for CareSource Georgia Families**

CareSource Georgia Co. (Org ID: 287128, Sub ID: 13923, Medicaid, Special Area: None, Special Project: None, Contract Number:)

MeasurementYear: 2021

Pharmacotherapy for Opioid Use Disorder (POD)

IndicatorMetric	PharmacotherapyOpioidUseDisorder		
Age	16-64	65+	Total
IndicatorKey	210065_10	210066_10	210067_10
EligiblePopulation	352	0	352
NumeratorByAdmin	108	0	108
NumeratorBySupplemental	0	0	0
Rate	30.68		30.68
AuditDesignation	R	R	R
Status	R	NA	R

**Appendix D: Department of Community Health, State of Georgia
HEDIS Interactive Data Submission System Data for CareSource Georgia Families**

CareSource Georgia Co. (Org ID: 287128, Sub ID: 13923, Medicaid, Special Area: None, Special Project: None, Contract Number:)

MeasurementYear: 2021

Diabetes Screening for People With Schizophrenia or Bipolar Disorder Who Are Using Antipsychotic Medications (SSD)

IndicatorMetric	DiabetesScreeningSchizophreniaUsingAntipsychotics
IndicatorKey	202458_20
EligiblePopulation	1090
ExclusionAdminRequired	971
NumeratorByAdmin	849
NumeratorBySupplemental	3
Rate	78.17
AuditDesignation	R
Status	R

**Appendix D: Department of Community Health, State of Georgia
HEDIS Interactive Data Submission System Data for CareSource Georgia Families**

CareSource Georgia Co. (Org ID: 287128, Sub ID: 13923, Medicaid, Special Area: None, Special Project: None, Contract Number:)

MeasurementYear: 2021

Diabetes Monitoring for People With Diabetes and Schizophrenia (SMD)

IndicatorMetric	DiabetesMonitoringSchizophrenia
IndicatorKey	202448_20
EligiblePopulation	40
ExclusionAdminOptional	1
NumeratorByAdmin	26
NumeratorBySupplemental	1
Rate	67.50
AuditDesignation	R
Status	R

**Appendix D: Department of Community Health, State of Georgia
HEDIS Interactive Data Submission System Data for CareSource Georgia Families**

CareSource Georgia Co. (Org ID: 287128, Sub ID: 13923, Medicaid, Special Area: None, Special Project: None, Contract Number:)

MeasurementYear: 2021

Cardiovascular Monitoring for People With Cardiovascular Disease and Schizophrenia (SMC)

IndicatorMetric	CardiovascularMonitoringSchizophrenia
IndicatorKey	202447_20
EligiblePopulation	1
NumeratorByAdmin	1
NumeratorBySupplemental	0
Rate	100.00
AuditDesignation	R
Status	NA

**Appendix D: Department of Community Health, State of Georgia
HEDIS Interactive Data Submission System Data for CareSource Georgia Families**

**CareSource Georgia Co. (Org ID: 287128, Sub ID: 13923, Medicaid, Special Area: None,
Special Project: None, Contract Number:)**

MeasurementYear: 2021

Adherence to Antipsychotic Medications for Individuals With Schizophrenia (SAA)

IndicatorMetric	AdherenceAntipsychoticsSchizophrenia
IndicatorKey	202446_20
EligiblePopulation	229
ExclusionAdminRequired	123
NumeratorByAdmin	96
NumeratorBySupplemental	0
Rate	41.92
AuditDesignation	R
Status	R

Appendix D: Department of Community Health, State of Georgia HEDIS Interactive Data Submission System Data for CareSource Georgia Families

CareSource Georgia Co. (Org ID: 287128, Sub ID: 13923, Medicaid, Special Area: None, Special Project: None, Contract Number:)

MeasurementYear: 2021

Metabolic Monitoring for Children and Adolescents on Antipsychotics (APM)

IndicatorMetric	BloodGlucoseTesting	CholesterolTesting	BloodGlucoseCholesterolTesting	BloodGlucoseTesting	CholesterolTesting	BloodGlucoseCholesterolTesting	BloodGlucoseTesting	CholesterolTesting	BloodGlucoseCholesterolTesting
Age	1-11			12-17			Total		
IndicatorKey	210005_10	210009_10	210007_10	210006_10	210010_10	200674_20	210004_10	210008_10	200676_20
EligiblePopulation	442	442	442	884	884	884	1326	1326	1326
NumeratorByAdmin	148	102	85	506	274	252	654	376	337
NumeratorBySupplemental	0	0	0	1	4	4	1	4	4
Rate	33.48	23.08	19.23	57.35	31.45	28.96	49.40	28.66	25.72
AuditDesignation	R	R	R	R	R	R	R	R	R
Status	R	R	R	R	R	R	R	R	R

**Appendix D: Department of Community Health, State of Georgia
 HEDIS Interactive Data Submission System Data for CareSource Georgia Families**

CareSource Georgia Co. (Org ID: 287128, Sub ID: 13923, Medicaid, Special Area:
 None, Special Project: None, Contract Number:)

MeasurementYear: 2021

Non-Recommended Cervical Cancer Screening in Adolescent Females (NCS)

IndicatorMetric	NonRecommendedCervicalCancerScreening
IndicatorKey	201957_20
EligiblePopulation	22254
ExclusionAdminRequired	97
NumeratorByAdmin	336
Rate	1.51
AuditDesignation	R
Status	R

**Appendix D: Department of Community Health, State of Georgia
HEDIS Interactive Data Submission System Data for CareSource Georgia Families**

CareSource Georgia Co. (Org ID: 287128, Sub ID: 13923, Medicaid, Special Area: None, Special Project: None, Contract Number:)

MeasurementYear: 2021

Appropriate Treatment for Upper Respiratory Infection (URI)

IndicatorMetric	AppropriateURITreatment			
Age	3m-17	18-64	65+	Total
IndicatorKey	210070_10	210069_10	210071_10	210068_10
EligiblePopulation	25610	2817	0	28427
NumeratorByAdmin	2389	710	0	3099
Rate	90.67	74.80		89.10
AuditDesignation	R	R	R	R
Status	R	R	NA	R

**Appendix D: Department of Community Health, State of Georgia
 HEDIS Interactive Data Submission System Data for CareSource Georgia Families**

CareSource Georgia Co. (Org ID: 287128, Sub ID: 13923, Medicaid, Special Area:
 None, Special Project: None, Contract Number:)

MeasurementYear: 2021

Avoidance of Antibiotic Treatment for Acute Bronchitis/Bronchiolitis (AAB)

IndicatorMetric	AvoidanceAntibioticTreatment			
Age	3m-17	18-64	65+	Total
IndicatorKey	210002_10	210001_10	210003_10	210000_10
EligiblePopulation	3859	919	0	4778
NumeratorByAdmin	1545	564	0	2109
Rate	59.96	38.63		55.86
AuditDesignation	R	R	R	R
Status	R	R	NA	R

Appendix D: Department of Community Health, State of Georgia
HEDIS Interactive Data Submission System Data for CareSource Georgia Families

CareSource Georgia Co. (Org ID: 287128, Sub ID: 13923,
Medicaid, Special Area: None, Special Project: None,
Contract Number:)

MeasurementYear: 2021

Use of Imaging Studies for Low Back Pain (LBP)

IndicatorMetric	LowBackPainImaging
IndicatorKey	201818_20
EligiblePopulation	2080
ExclusionAdminRequired	385
NumeratorByAdmin	582
Rate	72.02
AuditDesignation	R
Status	R

Appendix D: Department of Community Health, State of Georgia
HEDIS Interactive Data Submission System Data for CareSource Georgia Families

CareSource Georgia Co. (Org ID: 287128, Sub ID: 13923,
Medicaid, Special Area: None, Special Project: None, Contract
Number:)

MeasurementYear: 2021

Use of Opioids at High Dosage (HDO)

IndicatorMetric	OpioidUseHighDosage
IndicatorKey	202527_10
EligiblePopulation	1724
ExclusionAdminRequired	159
NumeratorByAdmin	42
Rate	2.44
AuditDesignation	R
Status	R

**Appendix D: Department of Community Health, State of Georgia
HEDIS Interactive Data Submission System Data for CareSource Georgia Families**

CareSource Georgia Co. (Org ID: 287128, Sub ID: 13923, Medicaid, Special Area: None, Special Project: None,
Contract Number:)

MeasurementYear: 2021

Use of Opioids From Multiple Providers (UOP)

IndicatorMetric	MultiplePrescribers	MultiplePharmacies	MultiplePrescribersMultiplePharmacies
IndicatorKey	202529_10	202528_10	202530_10
EligiblePopulation	1942	1942	1942
NumeratorByAdmin	388	62	28
Rate	19.98	3.19	1.44
AuditDesignation	R	R	R
Status	R	R	R

**Appendix D: Department of Community Health, State of Georgia
HEDIS Interactive Data Submission System Data for CareSource Georgia Families**

CareSource Georgia Co. (Org ID: 287128, Sub ID: 13923, Medicaid, Special Area: None, Special Project: None, Contract Number:)

MeasurementYear: 2021

Risk of Continued Opioid Use (COU)

IndicatorMetric	Covered15OrMoreDays	Covered31OrMoreDays	Covered15OrMoreDays	Covered31OrMoreDays	Covered15OrMoreDays	Covered31OrMoreDays
Age	18-64		65+		Total	
IndicatorKey	203434_10	203437_10	203435_10	203438_10	203436_10	203439_10
EligiblePopulation	11555	11555	0	0	11555	11555
ExclusionAdminRequired	258	258	0	0	258	258
NumeratorByAdmin	310	176	0	0	310	176
Rate	2.68	1.52			2.68	1.52
AuditDesignation	R	R	R	R	R	R
Status	R	R	NA	NA	R	R

**Appendix D: Department of Community Health, State of Georgia
HEDIS Interactive Data Submission System Data for CareSource Georgia Families**

CareSource Georgia Co. (Org ID: 287128, Sub ID: 13923, Medicaid, Special Area: None, Special Project: None, Contract Number:)

MeasurementYear: 2021

Adults' Access to Preventive/Ambulatory Health Services (AAP)

IndicatorMetric	AdultAccessPreventiveCare			
Age	20-44	45-64	65+	Total
IndicatorKey	200001_20	200002_20	200003_20	200004_20
EligiblePopulation	52992	6405	11	59408
NumeratorByAdmin	36850	4858	10	41718
Rate	69.54	75.85	90.91	70.22
AuditDesignation	R	R	R	R
Status	R	R	NA	R

**Appendix D: Department of Community Health, State of Georgia
HEDIS Interactive Data Submission System Data for CareSource Georgia Families**

CareSource Georgia Co. (Org ID: 287128, Sub ID: 13923, Medicaid, Special Area: None, Special Project: None, Contract Number:)

MeasurementYear: 2021

Annual Dental Visit (ADV)

IndicatorMetric	AnnualDentalVisit						
Age	2-3	4-6	7-10	11-14	15-18	19-20	Total
IndicatorKey	200635_20	200636_20	200637_20	200632_20	200633_20	200634_20	200638_20
EligiblePopulation	26101	34142	43410	46566	43363	11857	205439
NumeratorByAdmin	7475	18557	24179	23427	17964	2586	94188
Rate	28.64	54.35	55.70	50.31	41.43	21.81	45.85
AuditDesignation	R	R	R	R	R	R	R
Status	R	R	R	R	R	R	R

Appendix D: Department of Community Health, State of Georgia HEDIS Interactive Data Submission System Data for CareSource Georgia Families

CareSource Georgia Co. (Org ID: 287128, Sub ID: 13923, Medicaid, Special Area: None, Special Project: None, Contract Number:)

MeasurementYear: 2021

Initiation and Engagement of Alcohol and Other Drug Abuse or Dependence Treatment (IET)

IndicatorMetric	Initiation	Engagement	Initiation	Engagement	Initiation	Engagement	Initiation	Engagement	Initiation	Engagement	Initiation	Engagement	Initiation	Engagement	Initiation	Engagement	Initiation	Engagement	Initiation	Engagement	Initiation	Engagement	Initiation	Engagement						
Age	13-17												18+																	
Drug	Alcohol				Opioid		Other		Total		Alcohol				Opioid		Other		Total		Alcohol				Opioid		Other		Total	
IndicatorKey	203288_10	203279_10	203289_10	203280_10	203290_10	203281_10	201452_20	201449_20	203291_10	203282_10	203292_10	203283_10	203293_10	203284_10	201453_20	201450_20	203294_10	203285_10	203295_10	203286_10	203296_10	203287_10	201454_20	201451_20						
EligiblePopulation	50	50	5	5	271	271	308	308	632	632	400	400	1601	1601	2420	2420	682	682	405	405	1872	1872	2728	2728						
NumeratorByAdmin	26	3	4	2	121	27	137	31	240	49	186	85	615	116	932	228	266	52	190	87	736	143	1069	259						
Rate	52.00	6.00	80.00	40.00	44.65	9.96	44.48	10.06	37.97	7.75	46.50	21.25	38.41	7.25	38.51	9.42	39.00	7.62	46.91	21.48	39.32	7.64	39.19	9.49						
AuditDesignation	R	R	R	R	R	R	R	R	R	R	R	R	R	R	R	R	R	R	R	R	R	R	R	R						
Status	R	R	NA	NA	R	R	R	R	R	R	R	R	R	R	R	R	R	R	R	R	R	R	R	R						

**Appendix D: Department of Community Health, State of Georgia
HEDIS Interactive Data Submission System Data for CareSource Georgia Families**

CareSource Georgia Co. (Org ID: 287128, Sub ID: 13923, Medicaid, Special Area: None,
Special Project: None, Contract Number:)

MeasurementYear: 2021

Prenatal and Postpartum Care (PPC)

IndicatorMetric	TimelinessPrenatalCare	PostpartumCare
IndicatorKey	202142_20	202141_20
CollectionMethod	H	H
EligiblePopulation	10682	10682
NumeratorByAdminElig	6239	4913
CYAR	58.41	45.99
MinReqSampleSize	411	411
OversampleRate	0.1	0.1
OversampleRecordsNumber	42	42
ExclusionValidDataErrors	4	4
ExclusionEmployeeOrDep	0	0
OversampleRecsAdded	4	4
Denominator	411	411
NumeratorByAdmin	250	188
NumeratorByMedicalRecords	77	77
Rate	79.56	64.48
AuditDesignation	R	R
Status	R	R

**Appendix D: Department of Community Health, State of Georgia
HEDIS Interactive Data Submission System Data for CareSource Georgia Families**

CareSource Georgia Co. (Org ID: 287128, Sub ID: 13923, Medicaid, Special Area: None, Special Project: None, Contract Number:)

MeasurementYear: 2021

Use of First-Line Psychosocial Care for Children and Adolescents on Antipsychotics (APP)

IndicatorMetric	PsychosocialCareAntipsychotics		
Age	1-11	12-17	Total
IndicatorKey	210011_10	200678_20	200680_20
EligiblePopulation	244	378	622
ExclusionAdminRequired	92	281	373
NumeratorByAdmin	148	241	389
Rate	60.66	63.76	62.54
AuditDesignation	R	R	R
Status	R	R	R

**Appendix D: Department of Community Health, State of Georgia
HEDIS Interactive Data Submission System Data for CareSource Georgia Families**

CareSource Georgia Co. (Org ID: 287128, Sub ID: 13923, Medicaid, Special Area: None, Special Project: None, Contract Number:)

MeasurementYear: 2021

Well-Child Visits in the First 30 Months of Life (W30)

IndicatorMetric	Age15Months	Age15To30Months
IndicatorKey	202498_20	210089_10
EligiblePopulation	12293	10399
NumeratorByAdmin	6378	6779
NumeratorBySupplemental	486	9
Rate	55.84	65.28
AuditDesignation	R	R
Status	R	R

**Appendix D: Department of Community Health, State of Georgia
HEDIS Interactive Data Submission System Data for CareSource Georgia Families**

CareSource Georgia Co. (Org ID: 287128, Sub ID: 13923, Medicaid, Special Area: None,
Special Project: None, Contract Number:)

MeasurementYear: 2021

Child and Adolescent Well-Care Visits (WCV)

IndicatorMetric	ChildAdolescentWellVisits			
Age	3-11	12-17	18-21	Total
IndicatorKey	210093_10	210091_10	210092_10	210094_10
EligiblePopulation	100718	69474	23133	193325
NumeratorByAdmin	51816	31219	4753	87788
NumeratorBySupplemental	15	17	3	35
Rate	51.46	44.96	20.56	45.43
AuditDesignation	R	R	R	R
Status	R	R	R	R

Appendix D: Department of Community Health, State of Georgia HEDIS Interactive Data Submission System Data for CareSource Georgia Families

CareSource Georgia Co. (Org ID: 287128, Sub ID: 13923, Medicaid, Special Area: None, Special Project: None, Contract Number:)

MeasurementYear: 2021

Frequency of Selected Procedures (FSP)

Category	BariatricWeightLossSurgery						Tonsillectomy		HysterectomyAbdominal		HysterectomyVaginal		CholecystectomyOpen			CholecystectomyLaparoscopic			BackSurgery				Mastectomy		Lumpectomy		
Age	0-19		20-44		45-64		0-9	10-19	15-44	45-64	15-44	45-64	15-44	30-64	45-64	15-44	30-64	45-64	20-44		45-64		15-44	45-64	15-44	45-64	
Gender	M	F	M	F	M	F	M+F							M	F			M	F	M	F	M	F				
IndicatorKey	201043_20	201035_20	201044_20	201036_20	201045_20	201037_20	201155_20	201156_20	201113_20	201114_20	201120_20	201121_20	201083_20	201090_20	201084_20	201096_20	201103_20	201097_20	201028_20	201021_20	201029_20	201022_20	201130_20	201131_20	201123_20	201124_20	
MemberMonths	1556536	1556095	68897	672274	20005	65430	1649160	1463473	1010418	65430	1010418	65430	1010418	61221	65430	1010418	61221	65430	68897	672274	20005	65430	1010418	65430	1010418	65430	
ProcedureCount	0	3	5	104	0	18	554	253	65	16	51	12	1	3	0	459	18	37	9	56	9	30	40	56	82	35	
Rate	0.00	0.00	0.07	0.15	0.00	0.28	0.34	0.17	0.06	0.24	0.05	0.18	0.00	0.05	0.00	0.45	0.29	0.57	0.13	0.08	0.45	0.46	0.04	0.86	0.08	0.53	
AuditDesignation	R	R	R	R	R	R	R	R	R	R	R	R	R	R	R	R	R	R	R	R	R	R	R	R	R	R	
Status	R	R	R	R	R	R	R	R	R	R	R	R	R	R	R	R	R	R	R	R	R	R	R	R	R	R	

Appendix D: Department of Community Health, State of Georgia HEDIS Interactive Data Submission System Data for CareSource Georgia Families

CareSource Georgia Co. (Org ID: 287128, Sub ID: 13923, Medicaid, Special Area: None, Special Project: None, Contract Number:)
 MeasurementYear: 2021

Ambulatory Care (AMBa)																				
Category	Outpatient	ED	Outpatient	ED	Outpatient	ED	Outpatient	ED	Outpatient	ED	Outpatient	ED	Outpatient	ED	Outpatient	ED	Outpatient	ED	Outpatient	ED
Age	LessThan1		1-9		10-19		20-44		45-64		65-74		75-84		85+		Unknown		Total	
IndicatorKey	200657_20	200648_20	200650_20	200641_20	200651_20	200642_20	200652_20	200643_20	200653_20	200644_20	200654_20	200645_20	200655_20	200646_20	200656_20	200647_20	200640_20	200639_20	200658_20	200649_20
VisitCount	150716	13851	374976	52740	271816	41313	232156	62090	41010	5139	51	2	0	0	0	0	0	0	1070725	175135
MemberMonths	194519	194519	1454641	1454641	1463473	1463473	741171	741171	85435	85435	79	79	10	10	0	0	0	0	3939328	3939328
Rate	774.81	71.21	257.78	36.26	185.73	28.23	313.23	83.77	480.01	60.15	645.57	25.32	0.00	0.00					271.80	44.46
AuditDesignation	R	R	R	R	R	R	R	R	R	R	R	R	R	R	R	R	R	R	R	R
Status	R	R	R	R	R	R	R	R	R	R	NA	NA	NA	NA	NA	NA	NA	NA	NA	R

Appendix D: Department of Community Health, State of Georgia HEDIS Interactive Data Submission System Data for CareSource Georgia Families

CareSource Georgia Co. (Org ID: 287128, Sub ID: 13923, Medicaid, Special Area: None, Special Project: None, Contract Number:)
MeasurementYear: 2021

Ambulatory Care (Dual) (AMBb)

Category	Outpatient	ED	Outpatient	ED	Outpatient	ED	Outpatient	ED	Outpatient	ED	Outpatient	ED	Outpatient	ED	Outpatient	ED	Outpatient	ED	Outpatient	ED	
Age	LessThan1		1-9		10-19		20-44		45-64		65-74		75-84		85+		Unknown		Total		
IndicatorKey	200657_21	200648_21	200650_21	200641_21	200651_21	200642_21	200652_21	200643_21	200653_21	200644_21	200654_21	200645_21	200655_21	200646_21	200656_21	200647_21	200640_21	200639_21	200658_21	200649_21	
VisitCount	0	0	0	0	0	0	0	0	0	0	0	0	0	0	0	0	0	0	0	0	0
MemberMonths	0	0	0	0	0	0	0	0	0	0	0	0	0	0	0	0	0	0	0	0	0
Rate																					
AuditDesignation	R	R	R	R	R	R	R	R	R	R	R	R	R	R	R	R	R	R	R	R	R
Status	NA	NA	NA	NA	NA	NA	NA	NA	NA	NA	NA	NA	NA	NA	NA	NA	NA	NA	NA	NA	NA

Appendix D: Department of Community Health, State of Georgia HEDIS Interactive Data Submission System Data for CareSource Georgia Families

CareSource Georgia Co. (Org ID: 287128, Sub ID: 13923, Medicaid, Special Area: None, Special Project: None, Contract Number:)
MeasurementYear: 2021

Ambulatory Care (Disabled) (AMBc)

Category	Outpatient	ED	Outpatient	ED	Outpatient	ED	Outpatient	ED	Outpatient	ED	Outpatient	ED	Outpatient	ED	Outpatient	ED	Outpatient	ED	Outpatient	ED
Age	LessThan1		1-9		10-19		20-44		45-64		65-74		75-84		85+		Unknown		Total	
IndicatorKey	200657_22	200648_22	200650_22	200641_22	200651_22	200642_22	200652_22	200643_22	200653_22	200644_22	200654_22	200645_22	200655_22	200646_22	200656_22	200647_22	200640_22	200639_22	200658_22	200649_22
VisitCount	0	0	0	0	0	0	0	0	0	0	0	0	0	0	0	0	0	0	0	0
MemberMonths	0	0	0	0	0	0	0	0	0	0	0	0	0	0	0	0	0	0	0	0
Rate																				
AuditDesignation	R	R	R	R	R	R	R	R	R	R	R	R	R	R	R	R	R	R	R	R
Status	NA	NA	NA	NA	NA	NA	NA	NA	NA	NA	NA	NA	NA	NA	NA	NA	NA	NA	NA	NA

Appendix D: Department of Community Health, State of Georgia HEDIS Interactive Data Submission System Data for CareSource Georgia Families

CareSource Georgia Co. (Org ID: 287128, Sub ID: 13923, Medicaid, Special Area: None, Special Project: None, Contract Number:)
 MeasurementYear: 2021


Ambulatory Care (Low Income) (AMBd)

Category	Outpatient	ED	Outpatient	ED	Outpatient	ED	Outpatient	ED	Outpatient	ED	Outpatient	ED	Outpatient	ED	Outpatient	ED	Outpatient	ED	Outpatient	ED
Age	LessThan1		1-9		10-19		20-44		45-64		65-74		75-84		85+		Unknown		Total	
IndicatorKey	200657_23	200648_23	200650_23	200641_23	200651_23	200642_23	200652_23	200643_23	200653_23	200644_23	200654_23	200645_23	200655_23	200646_23	200656_23	200647_23	200640_23	200639_23	200658_23	200649_23
VisitCount	149594	13744	330626	48713	227552	37006	232156	62090	41010	5139	51	2	0	0	0	0	0	0	980989	166694
MemberMonths	192516	192516	1282561	1282561	1237076	1237076	741170	741170	85435	85435	79	79	10	10	0	0	0	0	3538847	3538847
Rate	777.05	71.39	257.79	37.98	183.94	29.91	313.23	83.77	480.01	60.15	645.57	25.32	0.00	0.00					277.21	47.10
AuditDesignation	R	R	R	R	R	R	R	R	R	R	R	R	R	R	R	R	R	R	R	R
Status	R	R	R	R	R	R	R	R	R	R	NA	NA	NA	NA	NA	NA	NA	NA	NA	R

**Appendix D: Department of Community Health, State of Georgia
HEDIS Interactive Data Submission System Data for CareSource Georgia Families**


The image shows a very long, narrow table with many columns and rows. The text is extremely small and difficult to read, but it appears to be a data table with multiple columns and rows. The table is mostly empty, with some small text and numbers visible in the first few rows. The table is oriented horizontally and spans the width of the page.

**Appendix D: Department of Community Health, State of Georgia
HEDIS Interactive Data Submission System Data for CareSource Georgia Families**




The image shows a table with a grid of cells. The top portion of the table is visible, showing several columns with headers and a few rows of data. The rest of the table is completely covered by a large, solid orange rectangular redaction box.

**Appendix D: Department of Community Health, State of Georgia
HEDIS Interactive Data Submission System Data for CareSource Georgia Families**



The image shows a wide table with many columns and a few rows of data. The table is mostly obscured by a yellow highlight, which appears to be a selection or a filter applied to the data. The visible text is mostly illegible due to the low resolution and the highlighting.

**Appendix D: Department of Community Health, State of Georgia
HEDIS Interactive Data Submission System Data for CareSource Georgia Families**



The image shows a wide table with many columns and rows. The table is mostly obscured by a large orange redaction block that covers the majority of the data. Only the top few rows and the leftmost columns are visible, showing headers and some data points.

**Appendix D: Department of Community Health, State of Georgia
HEDIS Interactive Data Submission System Data for CareSource Georgia Families**




The image shows a very long and narrow table with many columns and a few rows of data. The table is mostly obscured by a yellow highlight, which covers the majority of the data cells. Only the top row and a few cells in the bottom row are visible. The table appears to be a data submission system output, likely containing performance metrics for CareSource Georgia Families. The columns are too small to read, but they likely represent various data points such as patient counts, scores, or dates.

**Appendix D: Department of Community Health, State of Georgia
HEDIS Interactive Data Submission System Data for CareSource Georgia Families**


The image shows a very long, thin table with many columns and rows. The text is extremely small and difficult to read, but it appears to be a data table with multiple columns and rows. The table is mostly empty, with some small text and numbers visible in the first few rows. The table is oriented horizontally and spans the width of the page.

**Appendix D: Department of Community Health, State of Georgia
HEDIS Interactive Data Submission System Data for CareSource Georgia Families**




The image shows a horizontal bar chart with approximately 40 small orange bars. The bars are arranged in a single row and vary slightly in height, representing a data series across numerous categories or time periods. The chart is positioned at the top of the page, below the title.

**Appendix D: Department of Community Health, State of Georgia
HEDIS Interactive Data Submission System Data for CareSource Georgia Families**



The image shows a wide table with many columns and a few rows of data. The table is mostly obscured by a yellow highlight, which appears to be a selection or a filter applied to the data. The visible parts of the table show a grid of cells, some of which contain text or numbers, but they are too small to read clearly. The table spans the width of the page and is located at the top of the document.

**Appendix D: Department of Community Health, State of Georgia
HEDIS Interactive Data Submission System Data for CareSource Georgia Families**



The image shows a horizontal bar chart with numerous small orange bars. The bars are arranged in a single row and vary slightly in height, representing a large set of data points. The chart is positioned at the top of the page, below the title.


**Appendix D: Department of Community Health, State of Georgia
HEDIS Interactive Data Submission System Data for CareSource Georgia Families**

The image shows a large table with a grid of orange cells, representing data from the HEDIS Interactive Data Submission System. The table is very wide and contains many columns and rows of data, but the individual values are not legible due to the small size of the cells and the high resolution of the image. The table appears to be a data export or a screenshot of a data submission interface.

**Appendix D: Department of Community Health, State of Georgia
HEDIS Interactive Data Submission System Data for CareSource Georgia Families**


The image shows a very long, thin table with many columns and rows. The text is too small to read, but it appears to be a data table with multiple columns and rows. The table is mostly empty, with some small text and numbers visible in the first few rows. The table is oriented horizontally and spans most of the width of the page.

**Appendix D: Department of Community Health, State of Georgia
HEDIS Interactive Data Submission System Data for CareSource Georgia Families**




The image shows a horizontal bar chart with numerous small orange bars. The bars are arranged in a single row and vary slightly in height, representing a large set of data points. The chart is positioned at the top of the page, below the title.

**Appendix D: Department of Community Health, State of Georgia
HEDIS Interactive Data Submission System Data for CareSource Georgia Families**



The image shows a horizontal bar chart with a large number of small orange bars. The bars are arranged in a single row and vary slightly in height, representing a distribution of data across many categories. The chart is positioned at the top of the page, below the title.

**Appendix D: Department of Community Health, State of Georgia
HEDIS Interactive Data Submission System Data for CareSource Georgia Families**




The image shows a horizontal bar chart with numerous small orange bars. The bars are arranged in a single row and vary slightly in height, representing a large set of data points. The chart is positioned at the top of the page, below the title.

**Appendix D: Department of Community Health, State of Georgia
HEDIS Interactive Data Submission System Data for CareSource Georgia Families**




The image shows a large table with a grid of orange cells, representing data from the HEDIS Interactive Data Submission System. The table is very wide and contains many columns and rows of data, which are not legible due to the low resolution and small font size. The data appears to be organized in a structured format, likely corresponding to the HEDIS performance measures mentioned in the title.

**Appendix D: Department of Community Health, State of Georgia
HEDIS Interactive Data Submission System Data for CareSource Georgia Families**




The image shows a table with a grid of cells. The top portion of the table is visible, showing several columns of data. The rest of the table is obscured by a large, solid orange rectangular block that covers the majority of the page's content area.

**Appendix D: Department of Community Health, State of Georgia
HEDIS Interactive Data Submission System Data for CareSource Georgia Families**



The image shows a wide table with many columns and a few rows of data. The table is mostly obscured by a yellow highlight, which appears to be a selection or a filter applied to the data. The visible text is very small and difficult to read, but it seems to be a list of data points or metrics.

**Appendix D: Department of Community Health, State of Georgia
HEDIS Interactive Data Submission System Data for CareSource Georgia Families**




The image shows a wide table with many columns and rows. The table is mostly obscured by a thick yellow horizontal bar that covers the data content. Only the top header row and a few rows below it are visible, showing column headers and some data entries. The table appears to be a data submission system output for HEDIS performance measures.

**Appendix D: Department of Community Health, State of Georgia
HEDIS Interactive Data Submission System Data for CareSource Georgia Families**

The image shows a very small, compressed table with many columns and rows. The cells are mostly orange, suggesting a specific data category or status. The text within the table is illegible due to the low resolution and compression.

**Appendix D: Department of Community Health, State of Georgia
HEDIS Interactive Data Submission System Data for CareSource Georgia Families**



The image shows a very long and narrow table, likely a data submission spreadsheet. It has many columns and a few rows. The majority of the cells in the table are filled with a solid orange color, which could represent missing data or a specific status. The table is positioned at the top of the page and is mostly illegible due to its extreme width and the small size of the individual cells.

**Appendix D: Department of Community Health, State of Georgia
HEDIS Interactive Data Submission System Data for CareSource Georgia Families**

The image shows a very small, wide table with many columns and a few rows. The table is mostly filled with orange cells, suggesting a large amount of data that is not legible due to the small size. The table appears to be a data submission system output, likely containing HEDIS performance metrics for CareSource Georgia Families. The columns are too narrow to read, and the rows are too few to identify specific data points.

**Appendix D: Department of Community Health, State of Georgia
HEDIS Interactive Data Submission System Data for CareSource Georgia Families**

The image shows a very long and narrow table, likely a data submission spreadsheet. It has many columns and a few rows. The majority of the cells in the table are filled with a solid orange color, which could represent a specific data value or a placeholder. The table is positioned at the top of the page and is mostly illegible due to its extreme width and the small size of the individual cells.


**Appendix D: Department of Community Health, State of Georgia
HEDIS Interactive Data Submission System Data for CareSource Georgia Families**

The image shows a very long and narrow table, likely a data submission spreadsheet. It has many columns and a few rows of data. The data cells are highlighted in yellow. The table is mostly empty, with only a few rows of data visible at the top. The columns are too small to read, but they appear to be organized into sections. The table is located at the top of the page, below the title.

Appendix D: Department of Community Health, State of Georgia
HEDIS Interactive Data Submission System Data for CareSource Georgia Families


The image shows a very long and narrow table, likely a data submission spreadsheet. It has a header row with many columns, followed by several rows of data. The data cells are predominantly orange, indicating a specific status or value. The table is too narrow to read the individual column headers or data values.

**Appendix D: Department of Community Health, State of Georgia
HEDIS Interactive Data Submission System Data for CareSource Georgia Families**



The image shows a very long and thin table, likely representing a large dataset. The table has many columns and a few rows of data. The data cells are mostly highlighted in yellow, indicating that the data is present or has been processed. The table is positioned at the top of the page and spans most of its width.

**Appendix D: Department of Community Health, State of Georgia
HEDIS Interactive Data Submission System Data for CareSource Georgia Families**

A large table with many columns and rows, mostly obscured by a yellow highlight. The table appears to be a data submission system interface, with columns for various data points and rows for individual records. The yellow highlight covers the majority of the table's content, leaving only the header and footer rows visible.

**Appendix D: Department of Community Health, State of Georgia
HEDIS Interactive Data Submission System Data for CareSource Georgia Families**



The image shows a large table with many columns and rows. The bottom portion of the table is highlighted in yellow, obscuring the data. The visible part of the table appears to be a header or a summary row with various columns.

**Appendix D: Department of Community Health, State of Georgia
HEDIS Interactive Data Submission System Data for CareSource Georgia Families**

A large table with many columns and rows, mostly obscured by a yellow highlight. The table appears to be a data submission system interface, with columns for various data points and rows for individual records. The yellow highlight covers the majority of the table's content, leaving only the header and a few rows visible.

**Appendix D: Department of Community Health, State of Georgia
HEDIS Interactive Data Submission System Data for CareSource Georgia Families**


Category	Value
1	0.00
2	0.00
3	0.00
4	0.00
5	0.00
6	0.00
7	0.00
8	0.00
9	0.00
10	0.00
11	0.00
12	0.00
13	0.00
14	0.00
15	0.00
16	0.00
17	0.00
18	0.00
19	0.00
20	0.00
21	0.00
22	0.00
23	0.00
24	0.00
25	0.00
26	0.00
27	0.00
28	0.00
29	0.00
30	0.00
31	0.00
32	0.00
33	0.00
34	0.00
35	0.00
36	0.00
37	0.00
38	0.00
39	0.00
40	0.00
41	0.00
42	0.00
43	0.00
44	0.00
45	0.00
46	0.00
47	0.00
48	0.00
49	0.00
50	0.00
51	0.00
52	0.00
53	0.00
54	0.00
55	0.00
56	0.00
57	0.00
58	0.00
59	0.00
60	0.00
61	0.00
62	0.00
63	0.00
64	0.00
65	0.00
66	0.00
67	0.00
68	0.00
69	0.00
70	0.00
71	0.00
72	0.00
73	0.00
74	0.00
75	0.00
76	0.00
77	0.00
78	0.00
79	0.00
80	0.00
81	0.00
82	0.00
83	0.00
84	0.00
85	0.00
86	0.00
87	0.00
88	0.00
89	0.00
90	0.00
91	0.00
92	0.00
93	0.00
94	0.00
95	0.00
96	0.00
97	0.00
98	0.00
99	0.00
100	0.00

**Appendix D: Department of Community Health, State of Georgia
HEDIS Interactive Data Submission System Data for CareSource Georgia Families**

The image shows a large table with a yellow header row and many columns. The table is mostly empty, with only a few cells containing data. The data appears to be organized into several groups of columns, possibly representing different HEDIS measures or demographic categories. The table is truncated on the right side, indicated by a vertical line.


**Appendix D: Department of Community Health, State of Georgia
HEDIS Interactive Data Submission System Data for CareSource Georgia Families**

**Appendix D: Department of Community Health, State of Georgia
HEDIS Interactive Data Submission System Data for CareSource Georgia Families**



The image shows a large table with many columns and rows. The table is mostly obscured by a yellow highlight that covers the majority of the data area. Only the top few rows and the column headers are visible. The table appears to be a data submission system for HEDIS Interactive Data, specifically for CareSource Georgia Families. The columns likely represent various performance measures and their associated data points.

**Appendix D: Department of Community Health, State of Georgia
HEDIS Interactive Data Submission System Data for CareSource Georgia Families**



The image shows a horizontal strip of a data table. The table has many columns and a few rows. The top row is mostly obscured by a yellow highlight, but some column headers are visible. The table appears to be a summary or index of data, with columns likely representing different performance measures or metrics. The rows represent individual data points or categories. The yellow highlight covers the majority of the content in the first row, leaving only the column headers and a few cells in the second and third rows visible.

**Appendix D: Department of Community Health, State of Georgia
HEDIS Interactive Data Submission System Data for CareSource Georgia Families**


The image shows a horizontal bar chart or data visualization. It consists of a grid of approximately 20 rows and 100 columns. Each row contains a series of yellow bars of varying lengths, extending from the left edge of the grid. The bars are arranged in a regular, repeating pattern across the rows, suggesting a consistent data structure or metric being measured across different categories or time periods. The bars are uniform in color and are set against a white background with light gray grid lines.

**Appendix D: Department of Community Health, State of Georgia
HEDIS Interactive Data Submission System Data for CareSource Georgia Families**

**Appendix D: Department of Community Health, State of Georgia
HEDIS Interactive Data Submission System Data for CareSource Georgia Families**


The table is a wide grid with a yellow header row and a white footer row. The main body of the table is mostly empty, with only a few scattered data points visible in the first few columns of the first few rows. The columns are numbered 1 through 100, and the rows are numbered 1 through 100. The data points are small, indistinct marks, possibly representing percentages or counts, but they are too small to read.

**Appendix D: Department of Community Health, State of Georgia
HEDIS Interactive Data Submission System Data for CareSource Georgia Families**



The image shows a very long and thin table, likely representing a large dataset. The table has many columns and a few rows. Most of the cells in the table are highlighted in yellow, suggesting that the data values are either missing or zero. The table is positioned at the top of the page and spans most of its width.


**Appendix D: Department of Community Health, State of Georgia
HEDIS Interactive Data Submission System Data for CareSource Georgia Families**

A large table with many columns and rows, mostly obscured by a yellow highlight. The table appears to be a data submission system interface, with columns likely representing different data points or metrics. The yellow highlight covers the majority of the table's content, leaving only the header and footer rows visible.

**Appendix D: Department of Community Health, State of Georgia
HEDIS Interactive Data Submission System Data for CareSource Georgia Families**

The image shows a horizontal strip of a data table. It contains approximately 40 columns and 3 rows of data. The columns are labeled with various alphanumeric codes, likely representing HEDIS measures. The data cells contain numerical values, some of which are highlighted in yellow. The table is partially cut off at the top and bottom edges.

**Appendix D: Department of Community Health, State of Georgia
HEDIS Interactive Data Submission System Data for CareSource Georgia Families**



The image shows a horizontal strip of a data table. The table has many columns and several rows. The top row is mostly white with some faint text. The subsequent rows are highlighted in a solid yellow color, obscuring the data. The table appears to be a wide, multi-column spreadsheet or data submission system interface.

**Appendix D: Department of Community Health, State of Georgia
HEDIS Interactive Data Submission System Data for CareSource Georgia Families**

CareSource Georgia Co. (Org ID: 287128, Sub ID: 13923, Medicaid, Special Area:

None, Special Project: None, Contract Number:)

MeasurementYear: 2021

Plan All-Cause Readmissions (PCR)

Category	PlanAllCauseReadmissions			
Age	18-44	45-54	55-64	18-64
IndicatorKey	202014_20	202015_20	202016_20	202025_20
MemberCount	63344	4744	867	68955
OutlierMemberCount	44	10	2	56
OutlierRate	0.69	2.11	2.31	0.81
Denominator	2310	388	98	2796
ObservedCount	196	25	13	234
ObservedRate	8.48	6.44	13.27	8.37
ExpectedCount	179.0886	35.4787	9.9222	224.4895
ExpectedRate	7.75	9.14	10.12	8.03
CountVariance	163.7959	31.7741	8.8303	204.4003
OE	1.0944	0.7046	1.3102	1.0424
AuditDesignation	R	R	R	R
Status	R	R	NA	R

Appendix D: Department of Community Health, State of Georgia HEDIS Interactive Data Submission System Data for CareSource Georgia Families

CareSource Georgia Co. (Org ID: 287128, Sub ID: 13923, Medicaid, Special Area: None, Special Project: None, Contract Number:)

MeasurementYear: 2021

Enrollment by Product Line (ENPa)

Category	Enrollment																						
Age	LessThan1	1-4	5-9	10-14	15-17	18-19	20-24	25-29	30-34	35-39	40-44	45-49	50-54	55-59	60-64	65-69	70-74	75-79	80-84	85-89	90+	Unknown	Total
IndicatorKey	201007_20	200929_20	200971_20	200932_20	200935_20	200938_20	200941_20	200950_20	200953_20	200956_20	200959_20	200962_20	200974_20	200977_20	200980_20	200989_20	200992_20	200995_20	200998_20	201001_20	201004_20	201013_20	201010_20
MemberMonths	194529	683778	770865	801624	448246	213623	151046	179958	179886	137929	92465	47478	24049	10306	3716	38	41	0	10	0	0	0	3939587
Rate	16211	56982	64239	66802	37354	17802	12587	14997	14991	11494	7705	3957	2004	859	310	3	3	0	1	0	0	0	328299
AuditDesignation	R	R	R	R	R	R	R	R	R	R	R	R	R	R	R	R	R	R	R	R	R	R	R
Status	R	R	R	R	R	R	R	R	R	R	R	R	R	R	R	R	R	R	R	R	R	R	R

Appendix D: Department of Community Health, State of Georgia HEDIS Interactive Data Submission System Data for CareSource Georgia Families

CareSource Georgia Co. (Org ID: 287128, Sub ID: 13923, Medicaid, Special Area: None, Special Project: None, Contract Number:)

MeasurementYear: 2021

Enrollment by Product Line (Dual) (ENPb)

Category	Enrollment																						
Age	LessThan1	1-4	5-9	10-14	15-17	18-19	20-24	25-29	30-34	35-39	40-44	45-49	50-54	55-59	60-64	65-69	70-74	75-79	80-84	85-89	90+	Unknown	Total
IndicatorKey	201007_21	200929_21	200971_21	200932_21	200935_21	200938_21	200941_21	200950_21	200953_21	200956_21	200959_21	200962_21	200974_21	200977_21	200980_21	200989_21	200992_21	200995_21	200998_21	201001_21	201004_21	201013_21	201010_21
MemberMonths	0	0	0	0	0	0	0	0	0	0	0	0	0	0	0	0	0	0	0	0	0	0	0
Rate	0	0	0	0	0	0	0	0	0	0	0	0	0	0	0	0	0	0	0	0	0	0	0
AuditDesignation	R	R	R	R	R	R	R	R	R	R	R	R	R	R	R	R	R	R	R	R	R	R	R
Status	R	R	R	R	R	R	R	R	R	R	R	R	R	R	R	R	R	R	R	R	R	R	R

Appendix D: Department of Community Health, State of Georgia HEDIS Interactive Data Submission System Data for CareSource Georgia Families

CareSource Georgia Co. (Org ID: 287128, Sub ID: 13923, Medicaid, Special Area: None, Special Project: None, Contract Number:)

MeasurementYear: 2021

Enrollment by Product Line (Disabled) (ENPc)

Category	Enrollment																						
Age	LessThan1	1-4	5-9	10-14	15-17	18-19	20-24	25-29	30-34	35-39	40-44	45-49	50-54	55-59	60-64	65-69	70-74	75-79	80-84	85-89	90+	Unknown	Total
IndicatorKey	201007_22	200929_22	200971_22	200932_22	200935_22	200938_22	200941_22	200950_22	200953_22	200956_22	200959_22	200962_22	200974_22	200977_22	200980_22	200989_22	200992_22	200995_22	200998_22	201001_22	201004_22	201013_22	201010_22
MemberMonths	0	0	0	0	0	0	0	0	0	0	0	0	0	0	0	0	0	0	0	0	0	0	0
Rate	0	0	0	0	0	0	0	0	0	0	0	0	0	0	0	0	0	0	0	0	0	0	0
AuditDesignation	R	R	R	R	R	R	R	R	R	R	R	R	R	R	R	R	R	R	R	R	R	R	R
Status	R	R	R	R	R	R	R	R	R	R	R	R	R	R	R	R	R	R	R	R	R	R	R

Appendix D: Department of Community Health, State of Georgia HEDIS Interactive Data Submission System Data for CareSource Georgia Families

CareSource Georgia Co. (Org ID: 287128, Sub ID: 13923, Medicaid, Special Area: None, Special Project: None, Contract Number:)

MeasurementYear: 2021

Enrollment by Product Line (Low Income) (ENPd)

Category	Enrollment																						
Age	LessThan1	1-4	5-9	10-14	15-17	18-19	20-24	25-29	30-34	35-39	40-44	45-49	50-54	55-59	60-64	65-69	70-74	75-79	80-84	85-89	90+	Unknown	Total
IndicatorKey	201007_23	200929_23	200971_23	200932_23	200935_23	200938_23	200941_23	200950_23	200953_23	200956_23	200959_23	200962_23	200974_23	200977_23	200980_23	200989_23	200992_23	200995_23	200998_23	201001_23	201004_23	201013_23	201010_23
MemberMonths	192526	619842	662721	675849	372007	189240	151046	179958	179885	137929	92465	47478	24049	10306	3716	38	41	0	10	0	0	0	3539106
Rate	16044	51654	55227	56321	31001	15770	12587	14997	14990	11494	7705	3957	2004	859	310	3	3	0	1	0	0	0	294926
AuditDesignation	R	R	R	R	R	R	R	R	R	R	R	R	R	R	R	R	R	R	R	R	R	R	R
Status	R	R	R	R	R	R	R	R	R	R	R	R	R	R	R	R	R	R	R	R	R	R	R

Appendix D: Department of Community Health, State of Georgia HEDIS Interactive Data Submission System Data for CareSource Georgia Families

CareSource Georgia Co., (Org ID: 287128, Sub ID: 13923, Medicaid, Special Area: None, Special Project: None, Contract Number:)

MeasurementYear: 2021

Language Diversity of Membership (LDM)

Category	SpokenSource			WrittenSource			OtherSource			SpokenPreferred				WrittenPreferred				OtherPreferred				
	HealthPlanDirect	CmsStateDatabases	Other3rdParty	HealthPlanDirect	CmsStateDatabases	Other3rdParty	HealthPlanDirect	CmsStateDatabases	Other3rdParty	English	NonEnglish	Declined	Unknown	English	NonEnglish	Declined	Unknown	English	NonEnglish	Declined	Unknown	
Language																						
Source																						
IndicatorKey	201850_20	201845_20	201853_20	201843_20	201842_20	201844_20	201830_20	201829_20	201831_20	201849_20	201852_20	201847_20	201857_20	201822_20	201824_20	201820_20	201828_20	201835_20	201837_20	201833_20	201841_20	
MemberCount	0	390374	0	0	0	390374	0	0	390374	363445	24329	0	2600	0	0	0	390374	0	0	0	390374	
Denominator	390374	390374	390374	390374	390374	390374	390374	390374	390374	390374	390374	390374	390374	390374	390374	390374	390374	390374	390374	390374	390374	
Rate	0.00	100.00	0.00	0.00	0.00	100.00	0.00	0.00	100.00	93.10	6.23	0.00	0.67	0.00	0.00	0.00	100.00	0.00	0.00	0.00	100.00	
AuditDesignation	R	R	R	R	R	R	R	R	R	R	R	R	R	R	R	R	R	R	R	R	R	
Status	R	R	R	R	R	R	R	R	R	R	R	R	R	R	R	R	R	R	R	R	R	

**Appendix D: Department of Community Health, State of Georgia
HEDIS Interactive Data Submission System Data for CareSource Georgia Families**

CareSource Georgia Co. (Org ID: 287128, Sub ID: 13923, Medicaid,
Special Area: None, Special Project: None, Contract Number:)
MeasurementYear: 2021

Breast Cancer Screening (BCS-E)

IndicatorMetric	BreastCancerScreening
IndicatorKey	203602_10
InitialPopulation	697
ExclusionsByEHR	0
ExclusionsByCaseManagement	0
ExclusionsByHIERegistry	0
ExclusionsByAdmin	19
Exclusions	19
Denominator	678
NumeratorByEHR	0
NumeratorByCaseManagement	0
NumeratorByHIERegistry	20
NumeratorByAdmin	258
Numerator	278
Rate	41.00
AuditDesignation	R
Status	R

**Appendix D: Department of Community Health, State of Georgia
HEDIS Interactive Data Submission System Data for CareSource Georgia Families**

CareSource Georgia Co. (Org ID: 287128, Sub ID: 13923, Medicaid, Special Area:
None, Special Project: None, Contract Number:)

MeasurementYear: 2021

Follow-Up Care for Children Prescribed ADHD Medication (ADD-E)

IndicatorMetric	Initiation	Continuation
IndicatorKey	203601_10	203600_10
InitialPopulationByEHR	0	0
InitialPopulationByCaseManagement	0	0
InitialPopulationByHIERegistry	0	0
InitialPopulationByAdmin	2766	485
InitialPopulation	2766	485
ExclusionsByEHR	0	0
ExclusionsByCaseManagement	0	0
ExclusionsByHIERegistry	0	0
ExclusionsByAdmin	12	8
Exclusions	12	8
Denominator	2754	477
NumeratorByEHR	0	0
NumeratorByCaseManagement	0	0
NumeratorByHIERegistry	0	11
NumeratorByAdmin	1177	271
Numerator	1177	282
Rate	42.74	59.12
AuditDesignation	R	R
Status	R	R

**Appendix D: Department of Community Health, State of Georgia
HEDIS Interactive Data Submission System Data for CareSource Georgia Families**

CareSource Georgia Co. (Org ID: 287128, Sub ID: 13923, Medicaid, Special Area: None, Special Project: None, Contract Number:)

MeasurementYear: 2021

Depression Screening and Follow-Up for Adolescents and Adults (DSF-E)

IndicatorMetric	Screening				FollowUp			
	12-17	18-64	65+	Total	12-17	18-64	65+	Total
IndicatorKey	202539_10	202540_10	202542_10	202543_10	202544_10	202545_10	202547_10	202548_10
InitialPopulation	67740	66536	4	134280	67740	66536	4	134280
ExclusionsByEHR	0	0	0	0	0	0	0	0
ExclusionsByCaseManagement	0	0	0	0	0	0	0	0
ExclusionsByHIERegistry	0	0	0	0	0	0	0	0
ExclusionsByAdmin	4939	9154	0	14093	4939	9154	0	14093
Exclusions	4939	9154	0	14093	4939	9154	0	14093
Denominator	62801	57382	4	120187	3	37	0	40
NumeratorByEHR	0	0	0	0	0	0	0	0
NumeratorByCaseManagement	20	425	0	445	0	0	0	0
NumeratorByHIERegistry	0	0	0	0	0	0	0	0
NumeratorByAdmin	0	0	0	0	1	9	0	10
Numerator	20	425	0	445	1	9	0	10
Rate	0.03	0.74	0.00	0.37	33.33	24.32		25.00
AuditDesignation	R	R	R	R	R	R	R	R
Status	R	R	NA	R	NA	R	NA	R

Appendix D: Department of Community Health, State of Georgia HEDIS Interactive Data Submission System Data for CareSource Georgia Families

CareSource Georgia Co. (Org ID: 287128, Sub ID: 13923, Medicaid, Special Area: None, Special Project: None, Contract Number:)

MeasurementYear: 2021

Utilization of the PHQ-9 to Monitor Depression Symptoms for Adolescents and Adults (DMS-E)

Indicator/Metric	PHQ9Utilization																			
	1					2					3					Total				
Age	12-17	18-44	45-64	65+	Total	12-17	18-44	45-64	65+	Total	12-17	18-44	45-64	65+	Total	12-17	18-44	45-64	65+	Total
IndicatorKey	203440_10	203443_10	203446_10	203449_10	203452_10	203442_10	203445_10	203448_10	203451_10	203454_10	203441_10	203444_10	203447_10	203450_10	203453_10	200753_20	200754_20	200755_20	200756_20	200757_20
InitialPopulationByEHR	0	0	0	0	0	0	0	0	0	0	0	0	0	0	0	0	0	0	0	0
InitialPopulationByCaseManagement	0	0	0	0	0	0	0	0	0	0	0	0	0	0	0	0	0	0	0	0
InitialPopulationByHIERegistry	0	0	0	0	0	0	0	0	0	0	0	0	0	0	0	0	0	0	0	0
InitialPopulationByAdmin	2576	3264	507	0	6347	2536	3262	538	0	6336	2581	2982	456	0	6019	7693	9508	1501	0	18702
InitialPopulation	2576	3264	507	0	6347	2536	3262	538	0	6336	2581	2982	456	0	6019	7693	9508	1501	0	18702
ExclusionsByEHR	0	0	0	0	0	0	0	0	0	0	0	0	0	0	0	0	0	0	0	0
ExclusionsByCaseManagement	0	0	0	0	0	0	0	0	0	0	0	0	0	0	0	0	0	0	0	0
ExclusionsByHIERegistry	0	0	0	0	0	0	0	0	0	0	0	0	0	0	0	0	0	0	0	0
ExclusionsByAdmin	428	600	70	0	1098	432	600	81	0	1113	407	554	59	0	1020	1267	1754	210	0	3231
Exclusions	428	600	70	0	1098	432	600	81	0	1113	407	554	59	0	1020	1267	1754	210	0	3231
Denominator	2148	2664	437	0	5249	2104	2662	457	0	5223	2174	2428	397	0	4999	6426	7754	1291	0	15471
NumeratorByEHR	0	0	0	0	0	0	0	0	0	0	0	0	0	0	0	0	0	0	0	0
NumeratorByCaseManagement	0	0	0	0	0	0	0	0	0	0	0	0	0	0	0	0	0	0	0	0
NumeratorByHIERegistry	0	0	0	0	0	0	0	0	0	0	0	0	0	0	0	0	0	0	0	0
NumeratorByAdmin	0	0	0	0	0	0	0	0	0	0	0	0	0	0	0	0	0	0	0	0
Numerator	0	0	0	0	0	0	0	0	0	0	0	0	0	0	0	0	0	0	0	0
Rate	0.00	0.00	0.00		0.00	0.00	0.00	0.00		0.00	0.00	0.00	0.00		0.00	0.00	0.00	0.00		0.00
AuditDesignation	R	R	R	R	R	R	R	R	R	R	R	R	R	R	R	R	R	R	R	R
Status	R	R	R	NA	R	R	R	R	NA	R	R	R	R	NA	R	R	R	R	NA	R

**Appendix D: Department of Community Health, State of Georgia
 HEDIS Interactive Data Submission System Data for CareSource Georgia Families**

CareSource Georgia Co. (Org ID: 287128, Sub ID: 13923, Medicaid, Special Area: None, Special Project: None, Contract Number:)

MeasurementYear: 2021

Depression Remission or Response for Adolescents and Adults (DRR-E)

IndicatorMetric	FollowUp					Remission					Response				
	12-17	18-44	45-64	65+	Total	12-17	18-44	45-64	65+	Total	12-17	18-44	45-64	65+	Total
Age															
IndicatorKey	200773_20	200774_20	200775_20	200776_20	200777_20	200758_20	200759_20	200760_20	200761_20	200762_20	200763_20	200764_20	200765_20	200766_20	200767_20
InitialPopulationByEHR	0	0	0	0	0	0	0	0	0	0	0	0	0	0	0
InitialPopulationByCaseManagement	0	0	0	0	0	0	0	0	0	0	0	0	0	0	0
InitialPopulationByHIERegistry	0	0	0	0	0	0	0	0	0	0	0	0	0	0	0
InitialPopulationByAdmin	0	0	0	0	0	0	0	0	0	0	0	0	0	0	0
InitialPopulation	0	0	0	0	0	0	0	0	0	0	0	0	0	0	0
ExclusionsByEHR	0	0	0	0	0	0	0	0	0	0	0	0	0	0	0
ExclusionsByCaseManagement	0	0	0	0	0	0	0	0	0	0	0	0	0	0	0
ExclusionsByHIERegistry	0	0	0	0	0	0	0	0	0	0	0	0	0	0	0
ExclusionsByAdmin	0	0	0	0	0	0	0	0	0	0	0	0	0	0	0
Exclusions	0	0	0	0	0	0	0	0	0	0	0	0	0	0	0
Denominator	0	0	0	0	0	0	0	0	0	0	0	0	0	0	0
NumeratorByEHR	0	0	0	0	0	0	0	0	0	0	0	0	0	0	0
NumeratorByCaseManagement	0	0	0	0	0	0	0	0	0	0	0	0	0	0	0
NumeratorByHIERegistry	0	0	0	0	0	0	0	0	0	0	0	0	0	0	0
NumeratorByAdmin	0	0	0	0	0	0	0	0	0	0	0	0	0	0	0
Numerator	0	0	0	0	0	0	0	0	0	0	0	0	0	0	0
Rate															
AuditDesignation	R	R	R	R	R	R	R	R	R	R	R	R	R	R	R
Status	NA	NA	NA	NA	NA	NA	NA	NA	NA	NA	NA	NA	NA	NA	NA

**Appendix D: Department of Community Health, State of Georgia
HEDIS Interactive Data Submission System Data for CareSource Georgia Families**

CareSource Georgia Co. (Org ID: 287128, Sub ID: 13923, Medicaid, Special Area: None, Special Project: None, Contract Number:)

MeasurementYear: 2021

Unhealthy Alcohol Use Screening and Follow-Up (ASF-E)

IndicatorMetric	Screening				FollowUp			
	18-44	45-64	65+	Total	18-44	45-64	65+	Total
IndicatorKey	202531_10	202532_10	202533_10	202534_10	202535_10	202536_10	202537_10	202538_10
InitialPopulation	61059	5477	4	66540	61059	5477	4	66540
ExclusionsByEHR	0	0	0	0	0	0	0	0
ExclusionsByCaseManagement	0	0	0	0	0	0	0	0
ExclusionsByHIERegistry	0	0	0	0	0	0	0	0
ExclusionsByAdmin	674	100	1	775	674	100	1	775
Exclusions	674	100	1	775	674	100	1	775
Denominator	60385	5377	3	65765	0	0	0	0
NumeratorByEHR	0	0	0	0	0	0	0	0
NumeratorByCaseManagement	0	0	0	0	0	0	0	0
NumeratorByHIERegistry	0	0	0	0	0	0	0	0
NumeratorByAdmin	0	0	0	0	0	0	0	0
Numerator	0	0	0	0	0	0	0	0
Rate	0.00	0.00	0.00	0.00				
AuditDesignation	R	R	R	R	R	R	R	R
Status	R	R	NA	R	NA	NA	NA	NA

**Appendix D: Department of Community Health, State of Georgia
HEDIS Interactive Data Submission System Data for CareSource Georgia Families**

CareSource Georgia Co. (Org ID: 287128, Sub ID: 13923, Medicaid, Special Area: None, Special Project: None, Contract Number:)
MeasurementYear: 2021
Adult Immunization Status (AIS-E)

IndicatorMetric	Influenza	TdTdap	Zoster
IndicatorKey	203430_10	203432_10	203433_10
InitialPopulationByEHR	0	0	0
InitialPopulationByCaseManagement	0	0	0
InitialPopulationByHIERegistry	0	0	0
InitialPopulationByAdmin	59437	59437	2367
InitialPopulation	59437	59437	2367
ExclusionsByEHR	0	0	0
ExclusionsByCaseManagement	0	0	0
ExclusionsByHIERegistry	21	21	5
ExclusionsByAdmin	2024	2024	199
Exclusions	2045	2045	204
Denominator	57392	57392	2163
NumeratorByEHR	0	1	0
NumeratorByCaseManagement	0	0	0
NumeratorByHIERegistry	615	2574	14
NumeratorByAdmin	2061	8069	9
Numerator	2676	10644	23
Rate	4.66	18.55	1.06
AuditDesignation	R	R	R
Status	R	R	R

**Appendix D: Department of Community Health, State of Georgia
HEDIS Interactive Data Submission System Data for CareSource Georgia Families**

CareSource Georgia Co. (Org ID: 287128, Sub ID: 13923, Medicaid, Special Area: None, Special Project: None, Contract Number:)

MeasurementYear: 2021

Prenatal Immunization Status (PRS-E)

IndicatorMetric	Influenza	Tdap	Combination
IndicatorKey	203591_10	203592_10	203590_10
InitialPopulationByEHR	0	0	0
InitialPopulationByCaseManagement	0	0	0
InitialPopulationByHIERegistry	520	520	520
InitialPopulationByAdmin	10802	10802	10802
InitialPopulation	11322	11322	11322
ExclusionsByEHR	0	0	0
ExclusionsByCaseManagement	0	0	0
ExclusionsByHIERegistry	0	0	0
ExclusionsByAdmin	0	0	0
Exclusions	0	0	0
Denominator	11322	11322	11322
NumeratorByEHR	0	0	0
NumeratorByCaseManagement	0	0	0
NumeratorByHIERegistry	122	471	128
NumeratorByAdmin	746	2075	430
Numerator	868	2546	558
Rate	7.67	22.49	4.93
AuditDesignation	R	R	R
Status	R	R	R

**Appendix D: Department of Community Health, State of Georgia
 HEDIS Interactive Data Submission System Data for CareSource Georgia Families**

CareSource Georgia Co. (Org ID: 287128, Sub ID: 13923, Medicaid, Special Area:
 None, Special Project: None, Contract Number:)

MeasurementYear: 2021

Prenatal Depression Screening and Follow-Up (PND-E)

IndicatorMetric	Screening	FollowUp
IndicatorKey	203604_10	203605_10
InitialPopulationByEHR	0	0
InitialPopulationByCaseManagement	0	0
InitialPopulationByHIERegistry	520	520
InitialPopulationByAdmin	10802	10802
InitialPopulation	11322	11322
ExclusionsByEHR	0	0
ExclusionsByCaseManagement	0	0
ExclusionsByHIERegistry	0	0
ExclusionsByAdmin	0	0
Exclusions	0	0
Denominator	11322	21
NumeratorByEHR	0	0
NumeratorByCaseManagement	207	0
NumeratorByHIERegistry	0	0
NumeratorByAdmin	0	4
Numerator	207	4
Rate	1.83	19.05
AuditDesignation	R	R
Status	R	NA

**Appendix D: Department of Community Health, State of Georgia
HEDIS Interactive Data Submission System Data for CareSource Georgia Families**

CareSource Georgia Co. (Org ID: 287128, Sub ID: 13923, Medicaid, Special Area:
None, Special Project: None, Contract Number:)
MeasurementYear: 2021

Postpartum Depression Screening and Follow-Up (PDS-E)

IndicatorMetric	Screening	FollowUp
IndicatorKey	203606_10	203607_10
InitialPopulationByEHR	0	0
InitialPopulationByCaseManagement	0	0
InitialPopulationByHIERegistry	555	555
InitialPopulationByAdmin	10569	10569
InitialPopulation	11124	11124
ExclusionsByEHR	0	0
ExclusionsByCaseManagement	0	0
ExclusionsByHIERegistry	0	0
ExclusionsByAdmin	0	0
Exclusions	0	0
Denominator	11124	26
NumeratorByEHR	0	0
NumeratorByCaseManagement	424	0
NumeratorByHIERegistry	0	0
NumeratorByAdmin	0	9
Numerator	424	9
Rate	3.81	34.62
AuditDesignation	R	R
Status	R	NA

Appendix D: Department of Community Health, State of Georgia
HEDIS Interactive Data Submission System Data for CareSource PeachCare for Kids®

Audit Review Table					
CareSource Georgia Co. (Org ID: 287128, Sub ID: 15310, Medicaid, Spec Area: Georgia, Spec Proj: PeachCare, Contract Number: None)					
Measurement Year - 2021; Date & Timestamp - 6/14/2022 10:59:13 AM					
This submission is on the stage: Submission Finalized					
Measure/Data Element	Benefit Offered	Rate	Status	Audit Designation	Comment
Effectiveness of Care					
Weight Assessment and Counseling for Nutrition and Physical Activity for Children/Adolescents (WCC)					
<i>Weight Assessment and Counseling for Nutrition and Physical Activity for Children/Adolescents - BMI percentile (Total)</i>		78.35%	R	R	Reported
<i>Weight Assessment and Counseling for Nutrition and Physical Activity for Children/Adolescents - Counseling for Nutrition (Total)</i>		68.37%	R	R	Reported
<i>Weight Assessment and Counseling for Nutrition and Physical Activity for Children/Adolescents - Counseling for Physical Activity (Total)</i>		63.99%	R	R	Reported
Childhood Immunization Status (CIS)					
<i>Childhood Immunization Status - DTaP</i>		71.53%	R	R	Reported
<i>Childhood Immunization Status - IPV</i>		82.97%	R	R	Reported
<i>Childhood Immunization Status - MMR</i>		85.4%	R	R	Reported
<i>Childhood Immunization Status - HiB</i>		82.73%	R	R	Reported
<i>Childhood Immunization Status - Hepatitis B</i>		81.27%	R	R	Reported
<i>Childhood Immunization Status - VZV</i>		84.91%	R	R	Reported
<i>Childhood Immunization Status - Pneumococcal Conjugate</i>		75.91%	R	R	Reported
<i>Childhood Immunization Status - Hepatitis A</i>		86.37%	R	R	Reported
<i>Childhood Immunization Status - Rotavirus</i>		70.07%	R	R	Reported
<i>Childhood Immunization Status - Influenza</i>		33.33%	R	R	Reported
<i>Childhood Immunization Status - Combo 3</i>		66.67%	R	R	Reported
<i>Childhood Immunization Status - Combo 7</i>		56.93%	R	R	Reported
<i>Childhood Immunization Status - Combo 10</i>		25.55%	R	R	Reported
Immunizations for Adolescents (IMA)					
<i>Immunizations for Adolescents - Meningococcal</i>		75.18%	R	R	Reported
<i>Immunizations for Adolescents - Tdap</i>		75.91%	R	R	Reported
<i>Immunizations for Adolescents - HPV</i>		28.95%	R	R	Reported
<i>Immunizations for Adolescents - Combination 1</i>		74.45%	R	R	Reported
<i>Immunizations for Adolescents - Combination 2</i>		27.98%	R	R	Reported
Lead Screening in Children (LSC)					
<i>Lead Screening in Children</i>		72.75%	R	R	Reported
Breast Cancer Screening (BCS)					
<i>Breast Cancer Screening</i>			NA	R	Reported
Cervical Cancer Screening (CCS)					

Appendix D: Department of Community Health, State of Georgia
HEDIS Interactive Data Submission System Data for CareSource PeachCare for Kids®

<i>Cervical Cancer Screening</i>			NA	R	Reported
Chlamydia Screening in Women (CHL)					
<i>Chlamydia Screening in Women (Total)</i>		52.11%	R	R	Reported
Appropriate Testing for Pharyngitis (CWP)	Y				
<i>Appropriate Testing for Pharyngitis (Total)</i>		77.12%	R	R	Reported
Use of Spirometry Testing in the Assessment and Diagnosis of COPD (SPR)					
<i>Use of Spirometry Testing in the Assessment and Diagnosis of COPD</i>			NA	R	Reported
Pharmacotherapy Management of COPD Exacerbation (PCE)	Y				
<i>Pharmacotherapy Management of COPD Exacerbation - Systemic Corticosteroid</i>			NA	R	Reported
<i>Pharmacotherapy Management of COPD Exacerbation - Bronchodilator</i>			NA	R	Reported
Asthma Medication Ratio (AMR)	Y				
<i>Asthma Medication Ratio (Total)</i>		84.49%	R	R	Reported
Controlling High Blood Pressure (CBP)					
<i>Controlling High Blood Pressure</i>		81.82%	NA	R	Reported
Persistence of Beta-Blocker Treatment After a Heart Attack (PBH)	Y				
<i>Persistence of Beta-Blocker Treatment After a Heart Attack</i>			NA	R	Reported
Statin Therapy for Patients With Cardiovascular Disease (SPC)	Y				
<i>Statin Therapy for Patients With Cardiovascular Disease - Received Statin Therapy (Total)</i>			NA	R	Reported
<i>Statin Therapy for Patients With Cardiovascular Disease - Statin Adherence 80% (Total)</i>			NA	R	Reported
Cardiac Rehabilitation (CRE)					
<i>Cardiac Rehabilitation - Initiation (Total)</i>			NA	R	Reported
<i>Cardiac Rehabilitation - Engagement1 (Total)</i>			NA	R	Reported
<i>Cardiac Rehabilitation - Engagement2 (Total)</i>			NA	R	Reported
<i>Cardiac Rehabilitation - Achievement (Total)</i>			NA	R	Reported
Comprehensive Diabetes Care (CDC)					
<i>Comprehensive Diabetes Care - HbA1c Testing</i>		100%	NA	R	Reported
<i>Comprehensive Diabetes Care - Poor HbA1c Control</i>		72.22%	NA	R	Reported
<i>Comprehensive Diabetes Care - HbA1c Control (<8%)</i>		22.22%	NA	R	Reported
<i>Comprehensive Diabetes Care - Eye Exams</i>		44.44%	NA	R	Reported
<i>Comprehensive Diabetes Care - Blood Pressure Control (<140/90)</i>		83.33%	NA	R	Reported
Kidney Health Evaluation for Patients With Diabetes (KED)					
<i>Kidney Health Evaluation for Patients With Diabetes (Total)</i>		33.33%	NA	R	Reported
Statin Therapy for Patients With Diabetes (SPD)	Y				

Appendix D: Department of Community Health, State of Georgia
HEDIS Interactive Data Submission System Data for CareSource PeachCare for Kids®

<i>Statin Therapy for Patients With Diabetes - Received Statin Therapy</i>			NA	R	Reported
<i>Statin Therapy for Patients With Diabetes - Statin Adherence 80%</i>			NA	R	Reported
Antidepressant Medication Management (AMM)	Y				
<i>Antidepressant Medication Management - Effective Acute Phase Treatment</i>		43.48%	NA	R	Reported
<i>Antidepressant Medication Management - Effective Continuation Phase Treatment</i>		26.09%	NA	R	Reported
Follow-Up Care for Children Prescribed ADHD Medication (ADD)	Y				
<i>Follow-Up Care for Children Prescribed ADHD Medication - Initiation Phase</i>		42.73%	R	R	Reported
<i>Follow-Up Care for Children Prescribed ADHD Medication - Continuation and Maintenance Phase</i>		60.34%	R	R	Reported
Follow-up After Hospitalization for Mental Illness (FUH)	Y				
<i>Follow-Up After Hospitalization For Mental Illness - 30 days (Total)</i>		90.43%	R	R	Reported
<i>Follow-Up After Hospitalization For Mental Illness - 7 days (Total)</i>		59.57%	R	R	Reported
Follow-Up After Emergency Department Visit for Mental Illness (FUM)	Y				
<i>Follow-Up After Emergency Department Visit for Mental Illness - 30 days (Total)</i>		58.82%	R	R	Reported
<i>Follow-Up After Emergency Department Visit for Mental Illness - 7 days (Total)</i>		44.12%	R	R	Reported
Follow-Up After High-Intensity Care for Substance Use Disorder (FUI)	Y				
<i>Follow-Up After High-Intensity Care for Substance Use Disorder - 30 days (Total)</i>		0%	NA	R	Reported
<i>Follow-Up After High-Intensity Care for Substance Use Disorder - 7 Days (Total)</i>		0%	NA	R	Reported
Follow-Up After Emergency Department Visit for Alcohol and Other Drug Abuse or Dependence (FUA)	Y				
<i>Follow-Up After Emergency Department Visit for Alcohol and Other Drug Abuse or Dependence - 30 days (Total)</i>		7.69%	NA	R	Reported
<i>Follow-Up After Emergency Department Visit for Alcohol and Other Drug Abuse or Dependence - 7 days (Total)</i>		7.69%	NA	R	Reported
Pharmacotherapy for Opioid Use Disorder (POD)	Y				
<i>Pharmacotherapy for Opioid Use Disorder (Total)</i>			NA	R	Reported
Diabetes Screening for People With Schizophrenia or Bipolar Disorder Who Are Using Antipsychotic Medications (SSD)	Y				
<i>Diabetes Screening for People With Schizophrenia or Bipolar Disorder Who Are Using Antipsychotic Medications</i>		66.67%	NA	R	Reported
Diabetes Monitoring for People With Diabetes and Schizophrenia (SMD)					

Appendix D: Department of Community Health, State of Georgia
HEDIS Interactive Data Submission System Data for CareSource PeachCare for Kids®

<i>Diabetes Monitoring for People With Diabetes and Schizophrenia</i>			NA	R	Reported
Cardiovascular Monitoring for People With Cardiovascular Disease and Schizophrenia (SMC)					
<i>Cardiovascular Monitoring for People With Cardiovascular Disease and Schizophrenia</i>			NA	R	Reported
Adherence to Antipsychotic Medications for Individuals With Schizophrenia (SAA)	Y				
<i>Adherence to Antipsychotic Medications for Individuals With Schizophrenia</i>		100%	NA	R	Reported
Metabolic Monitoring for Children and Adolescents on Antipsychotics (APM)	Y				
<i>Metabolic Monitoring for Children and Adolescents on Antipsychotics - Blood Glucose Testing (Total)</i>		48.13%	R	R	Reported
<i>Metabolic Monitoring for Children and Adolescents on Antipsychotics - Cholesterol Testing (Total)</i>		23.75%	R	R	Reported
<i>Metabolic Monitoring for Children and Adolescents on Antipsychotics - Blood Glucose and Cholesterol Testing (Total)</i>		22.5%	R	R	Reported
Non-Recommended Cervical Cancer Screening in Adolescent Females (NCS)					
<i>Non-Recommended Cervical Cancer Screening in Adolescent Females</i>		0.34%	R	R	Reported
Appropriate Treatment for Upper Respiratory Infection (URI)	Y				
<i>Appropriate Treatment for Upper Respiratory Infection (Total)</i>		90.15%	R	R	Reported
Avoidance of Antibiotic Treatment for Acute Bronchitis/Bronchiolitis (AAB)	Y				
<i>Avoidance of Antibiotic Treatment for Acute Bronchitis/Bronchiolitis (Total)</i>		49.23%	R	R	Reported
Use of Imaging Studies for Low Back Pain (LBP)					
<i>Use of Imaging Studies for Low Back Pain</i>		77.78%	NA	R	Reported
Use of Opioids at High Dosage (HDO)	Y				
<i>Use of Opioids at High Dosage</i>			NA	R	Reported
Use of Opioids From Multiple Providers (UOP)	Y				
<i>Use of Opioids From Multiple Providers - Multiple Prescribers</i>		50%	NA	R	Reported
<i>Use of Opioids From Multiple Providers - Multiple Pharmacies</i>		0%	NA	R	Reported
<i>Use of Opioids From Multiple Providers - Multiple Prescribers and Multiple Pharmacies</i>		0%	NA	R	Reported
Risk of Continued Opioid Use (COU)	Y				
<i>Risk of Continued Opioid Use - >=15 Days (Total)</i>		0%	R	R	Reported
<i>Risk of Continued Opioid Use - >=31 Days (Total)</i>		0%	R	R	Reported
Access/Availability of Care					
Adults' Access to Preventive/Ambulatory Health Services (AAP)					

Appendix D: Department of Community Health, State of Georgia
HEDIS Interactive Data Submission System Data for CareSource PeachCare for Kids®

<i>Adults' Access to Preventive/Ambulatory Health Services (Total)</i>			NA	R	Reported
Annual Dental Visit (ADV)	Y				
<i>Annual Dental Visit (Total)</i>		50.87%	R	R	Reported
Initiation and Engagement of Alcohol and Other Drug Abuse or Dependence Treatment (IET)	Y				
<i>Initiation and Engagement of Alcohol and Other Drug Abuse or Dependence Treatment - Initiation of AOD - Alcohol Abuse or Dependence (Total)</i>		33.33%	NA	R	Reported
<i>Initiation and Engagement of Alcohol and Other Drug Abuse or Dependence Treatment - Engagement of AOD - Alcohol Abuse or Dependence (Total)</i>		6.67%	NA	R	Reported
<i>Initiation and Engagement of Alcohol and Other Drug Abuse or Dependence Treatment - Initiation of AOD - Opioid Abuse or Dependence (Total)</i>		100%	NA	R	Reported
<i>Initiation and Engagement of Alcohol and Other Drug Abuse or Dependence Treatment - Engagement of AOD - Opioid Abuse or Dependence (Total)</i>		100%	NA	R	Reported
<i>Initiation and Engagement of Alcohol and Other Drug Abuse or Dependence Treatment - Initiation of AOD - Other Drug Abuse or Dependence (Total)</i>		43.55%	R	R	Reported
<i>Initiation and Engagement of Alcohol and Other Drug Abuse or Dependence Treatment - Engagement of AOD - Other Drug Abuse or Dependence (Total)</i>		6.45%	R	R	Reported
<i>Initiation and Engagement of Alcohol and Other Drug Abuse or Dependence Treatment - Initiation of AOD - Total (Total)</i>		38.89%	R	R	Reported
<i>Initiation and Engagement of Alcohol and Other Drug Abuse or Dependence Treatment - Engagement of AOD - Total (Total)</i>		6.94%	R	R	Reported
Prenatal and Postpartum Care (PPC)					
<i>Prenatal and Postpartum Care - Timeliness of Prenatal Care</i>		64.29%	NA	R	Reported
<i>Prenatal and Postpartum Care - Postpartum Care</i>		78.57%	NA	R	Reported
Use of First-Line Psychosocial Care for Children and Adolescents on Antipsychotics (APP)	Y				
<i>Use of First-Line Psychosocial Care for Children and Adolescents on Antipsychotics (Total)</i>		64.52%	R	R	Reported
Utilization					
Well-Child Visits in the First 30 Months of Life (W30)					
<i>Well-Child Visits in the First 30 Months of Life (First 15 Months)</i>		58.31%	R	R	Reported
<i>Well-Child Visits in the First 30 Months of Life (15 Months-30 Months)</i>		77.64%	R	R	Reported
Child and Adolescent Well-Care Visits (WCV)					
<i>Child and Adolescent Well-Care Visits (Total)</i>		50.69%	R	R	Reported
Frequency of Selected Procedures (FSP)			R	R	Reported
Ambulatory Care (AMBa)			R	R	Reported

**Appendix D: Department of Community Health, State of Georgia
HEDIS Interactive Data Submission System Data for CareSource PeachCare for Kids®**

Ambulatory Care (Dual) (AMBb)			NR	NR	Not Reported
Ambulatory Care (Disabled) (AMBc)			NR	NR	Not Reported
Ambulatory Care (Low Income) (AMBd)			NR	NR	Not Reported
Inpatient Utilization - General Hospital/Acute Care (IPUa)			R	R	Reported
Inpatient Utilization - General Hospital/Acute Care (Dual) (IPUb)			NR	NR	Not Reported
Inpatient Utilization - General Hospital/Acute Care (Disabled) (IPUc)			NR	NR	Not Reported
Inpatient Utilization - General Hospital/Acute Care (Low Income) (IPUd)			NR	NR	Not Reported
Identification of Alcohol and other Drug Services (IADa)	Y		R	R	Reported
Identification of Alcohol and Other Drug Services (Dual) (IADb)			NR	NR	Not Reported
Identification of Alcohol and Other Drug Services (Disabled) (IADc)			NR	NR	Not Reported
Identification of Alcohol and Other Drug Services (Low Income) (IADd)			NR	NR	Not Reported
Mental Health Utilization (MPTa)	Y		R	R	Reported
Mental Health Utilization (Dual) (MPTb)			NR	NR	Not Reported
Mental Health Utilization (Disabled) (MPTc)			NR	NR	Not Reported
Mental Health Utilization (Low Income) (MPTd)			NR	NR	Not Reported
Antibiotic Utilization (ABXa)	Y		R	R	Reported
Antibiotic Utilization (Dual) (ABXb)			NR	NR	Not Reported
Antibiotic Utilization (Disabled) (ABXc)			NR	NR	Not Reported
Antibiotic Utilization (Low Income) (ABXd)			NR	NR	Not Reported
Risk Adjusted Utilization					
Plan All-Cause Readmissions (PCR)			R	R	Reported
Health Plan Descriptive Information					
Enrollment by Product Line (ENPa)			R	R	Reported
Enrollment by Product Line (Dual) (ENPb)			NR	NR	Not Reported
Enrollment by Product Line (Disabled) (ENPc)			NR	NR	Not Reported
Enrollment by Product Line (Low Income) (ENPd)			NR	NR	Not Reported
Language Diversity of Membership (LDM)			R	R	Reported
Race/Ethnicity Diversity of Membership (RDM)			R	R	Reported
Electronic Clinical Data Systems					

Appendix D: Department of Community Health, State of Georgia
HEDIS Interactive Data Submission System Data for CareSource PeachCare for Kids®

Breast Cancer Screening (BCS-E)					
<i>Breast Cancer Screening</i>			NA	R	Reported
Follow-Up Care for Children Prescribed ADHD Medication (ADD-E)	Y				
<i>Follow-Up Care for Children Prescribed ADHD Medication - Initiation Phase</i>		42.73%	R	R	Reported
<i>Follow-Up Care for Children Prescribed ADHD Medication - Continuation and Maintenance Phase</i>		61.4%	R	R	Reported
Depression Screening and Follow-Up for Adolescents and Adults (DSF-E)					
<i>Depression Screening and Follow-Up for Adolescents and Adults - Depression Screening (Total)</i>		0.01%	R	R	Reported
<i>Depression Screening and Follow-Up for Adolescents and Adults - Follow-up on Positive Screen (Total)</i>		0%	NA	R	Reported
Utilization of the PHQ-9 to Monitor Depression Symptoms for Adolescents and Adults (DMS-E)					
<i>Utilization of the PHQ-9 to Monitor Depression Symptoms for Adolescents and Adults - Utilization of PHQ-9-Period1 (Total)</i>		0%	R	R	Reported
<i>Utilization of the PHQ-9 to Monitor Depression Symptoms for Adolescents and Adults - Utilization of PHQ-9-Period2 (Total)</i>		0%	R	R	Reported
<i>Utilization of the PHQ-9 to Monitor Depression Symptoms for Adolescents and Adults - Utilization of PHQ-9-Period3 (Total)</i>		0%	R	R	Reported
<i>Utilization of the PHQ-9 to Monitor Depression Symptoms for Adolescents and Adults - Utilization of PHQ-9-Total (Total)</i>		0%	R	R	Reported
Depression Remission or Response for Adolescents and Adults (DRR-E)					
<i>Depression Remission or Response for Adolescents and Adults - Follow-up PHQ-9 (Total)</i>			NA	R	Reported
<i>Depression Remission or Response for Adolescents and Adults - Depression Remission (Total)</i>			NA	R	Reported
<i>Depression Remission or Response for Adolescents and Adults - Depression Response (Total)</i>			NA	R	Reported
Unhealthy Alcohol Use Screening and Follow-Up (ASF-E)					
<i>Unhealthy Alcohol Use Screening and Follow-Up - Unhealthy Alcohol Use Screening (Total)</i>		0%	R	R	Reported
<i>Unhealthy Alcohol Use Screening and Follow-Up - Alcohol Counseling or Other Follow-Up Care (Total)</i>			NA	R	Reported
Adult Immunization Status (AIS-E)					
<i>Adult Immunization Status - Influenza</i>			NA	R	Reported
<i>Adult Immunization Status - Td/Tdap</i>			NA	R	Reported
<i>Adult Immunization Status - Zoster</i>			NA	R	Reported
Prenatal Immunization Status (PRS-E)					
<i>Prenatal Immunization Status - Influenza</i>		25%	NA	R	Reported
<i>Prenatal Immunization Status - Tdap</i>		37.5%	NA	R	Reported
<i>Prenatal Immunization Status - Combination</i>		18.75%	NA	R	Reported
Prenatal Depression Screening and Follow-Up (PND-E)					

Appendix D: Department of Community Health, State of Georgia
HEDIS Interactive Data Submission System Data for CareSource PeachCare for Kids®

<i>Prenatal Depression Screening and Follow-Up - Depression Screening</i>		0%	NA	R	Reported
<i>Prenatal Depression Screening and Follow-Up - Follow-Up on Positive Screen</i>			NA	R	Reported
Postpartum Depression Screening and Follow-Up (PDS-E)					
<i>Postpartum Depression Screening and Follow-Up - Depression Screening</i>		0%	NA	R	Reported
<i>Postpartum Depression Screening and Follow-Up - Follow-Up on Positive Screen</i>			NA	R	Reported

Appendix D: Department of Community Health, State of Georgia
HEDIS Interactive Data Submission System Data for CareSource PeachCare for Kids®

CareSource Georgia Co. (Org ID: 287128, Sub ID: 15310, Medicaid, Special Area: Georgia, Special Project: PeachCare, Contract Number:)

MeasurementYear: 2021

Weight Assessment and Counseling for Nutrition and Physical Activity for Children/Adolescents (WCC)

IndicatorMetric	BMIPercentile			NutritionCounseling			PhysicalActivityCounseling		
	3-11	12-17	Total	3-11	12-17	Total	3-11	12-17	Total
IndicatorKey	202501_20	202500_20	202502_20	202504_20	202503_20	202505_20	202507_20	202506_20	202508_20
CollectionMethod	H	H	H	H	H	H	H	H	H
EligiblePopulation	9862	7761	17623	9862	7761	17623	9862	7761	17623
NumeratorByAdminElig	6472	4737	11209	5802	4166	9968	5073	3778	8851
CYAR	65.63	61.04	63.60	58.83	53.68	56.56	51.44	48.68	50.22
MinReqSampleSize	411	411	411	411	411	411	411	411	411
OversampleRate	0.1	0.1	0.1	0.1	0.1	0.1	0.1	0.1	0.1
OversampleRecordsNumber	42	42	42	42	42	42	42	42	42
ExclusionValidDataErrors	0	0	0	0	0	0	0	0	0
ExclusionAdminOptional	1	1	1	1	1	1	1	1	1
ExclusionMedRecsOptional	0	0	0	0	0	0	0	0	0
ExclusionEmployeeOrDep	0	0	0	0	0	0	0	0	0
OversampleRecsAdded	1	1	1	1	1	1	1	1	1
Denominator	236	175	411	236	175	411	236	175	411
NumeratorByAdmin	141	112	253	129	99	228	108	83	191
NumeratorByMedicalRecords	29	21	50	28	25	53	35	37	72
NumeratorBySupplemental	10	9	19	0	0	0	0	0	0
Rate	76.27	81.14	78.35	66.53	70.86	68.37	60.59	68.57	63.99
AuditDesignation	R	R	R	R	R	R	R	R	R
Status	R	R	R	R	R	R	R	R	R

**Appendix D: Department of Community Health, State of Georgia
HEDIS Interactive Data Submission System Data for CareSource PeachCare for Kids®**

CareSource Georgia Co. (Org ID: 287128, Sub ID: 15310, Medicaid, Special Area: Georgia, Special Project: PeachCare, Contract Number:)

MeasurementYear: 2021

Childhood Immunization Status (CIS)

IndicatorMetric	DTaP	IPV	MMR	HiB	HepatitisB	VZV	PneumococcalConjugate	HepatitisA	Rotavirus	Influenza	Combo3	Combo7	Combo10
IndicatorKey	200725_20	200729_20	200731_20	200726_20	200728_20	200733_20	200715_20	200727_20	200732_20	200730_20	200718_20	200722_20	200716_20
CollectionMethod	H	H	H	H	H	H	H	H	H	H	H	H	H
EligiblePopulation	935	935	935	935	935	935	935	935	935	935	935	935	935
NumeratorByAdminElig	500	597	746	624	462	740	510	771	511	304	340	293	132
CYAR	53.48	63.85	79.79	66.74	49.41	79.14	54.55	82.46	54.65	32.51	36.36	31.34	14.12
MinReqSampleSize	411	411	411	411	411	411	411	411	411	411	411	411	411
OversampleRate	0.1	0.1	0.1	0.1	0.1	0.1	0.1	0.1	0.1	0.1	0.1	0.1	0.1
OversampleRecordsNumber	42	42	42	42	42	42	42	42	42	42	42	42	42
ExclusionValidDataErrors	0	0	0	0	0	0	0	0	0	0	0	0	0
ExclusionAdminOptional	0	0	0	0	0	0	0	0	0	0	0	0	0
ExclusionMedRecsOptional	0	0	0	0	0	0	0	0	0	0	0	0	0
ExclusionEmployeeOrDep	0	0	0	0	0	0	0	0	0	0	0	0	0
OversampleRecsAdded	0	0	0	0	0	0	0	0	0	0	0	0	0
Denominator	411	411	411	411	411	411	411	411	411	411	411	411	411
NumeratorByAdmin	172	216	326	230	129	320	183	341	184	120	89	75	26
NumeratorByMedicalRecords	62	62	16	44	111	18	66	6	50	7	99	79	36
NumeratorBySupplemental	60	63	9	66	94	11	63	8	54	10	86	80	43
Rate	71.53	82.97	85.40	82.73	81.27	84.91	75.91	86.37	70.07	33.33	66.67	56.93	25.55
AuditDesignation	R	R	R	R	R	R	R	R	R	R	R	R	R
Status	R	R	R	R	R	R	R	R	R	R	R	R	R

**Appendix D: Department of Community Health, State of Georgia
HEDIS Interactive Data Submission System Data for CareSource PeachCare for Kids®**

CareSource Georgia Co. (Org ID: 287128, Sub ID: 15310, Medicaid, Special Area: Georgia, Special Project:
PeachCare, Contract Number:)
MeasurementYear: 2021
Immunizations for Adolescents (IMA)

IndicatorMetric	Meningococcal	Tdap	HPV	Combo1	Combo2
IndicatorKey	201710_20	201711_20	201709_20	201707_20	201708_20
CollectionMethod	H	H	H	H	H
EligiblePopulation	1558	1558	1558	1558	1558
NumeratorByAdminElig	1133	1134	406	1099	385
CYAR	72.72	72.79	26.06	70.54	24.71
MinReqSampleSize	411	411	411	411	411
OversampleRate	0.1	0.1	0.1	0.1	0.1
OversampleRecordsNumber	42	42	42	42	42
ExclusionValidDataErrors	0	0	0	0	0
ExclusionAdminOptional	0	0	0	0	0
ExclusionMedRecsOptional	0	0	0	0	0
ExclusionEmployeeOrDep	0	0	0	0	0
OversampleRecsAdded	0	0	0	0	0
Denominator	411	411	411	411	411
NumeratorByAdmin	275	266	99	259	93
NumeratorByMedicalRecords	11	15	8	14	8
NumeratorBySupplemental	23	31	12	33	14
Rate	75.18	75.91	28.95	74.45	27.98
AuditDesignation	R	R	R	R	R
Status	R	R	R	R	R

**Appendix D: Department of Community Health, State of Georgia
HEDIS Interactive Data Submission System Data for CareSource PeachCare for Kids®**

CareSource Georgia Co. (Org ID: 287128, Sub ID: 15310, Medicaid,
Special Area: Georgia, Special Project: PeachCare, Contract Number:)
MeasurementYear: 2021

Lead Screening in Children (LSC)

IndicatorMetric	LeadScreeningChildren
IndicatorKey	201858_20
CollectionMethod	H
EligiblePopulation	935
NumeratorByAdminElig	665
CYAR	71.12
MinReqSampleSize	411
OversampleRate	0.1
OversampleRecordsNumber	42
ExclusionValidDataErrors	0
ExclusionAdminOptional	0
ExclusionMedRecsOptional	0
ExclusionEmployeeOrDep	0
OversampleRecsAdded	0
Denominator	411
NumeratorByAdmin	287
NumeratorByMedicalRecords	10
NumeratorBySupplemental	2
Rate	72.75
AuditDesignation	R
Status	R

**Appendix D: Department of Community Health, State of Georgia
HEDIS Interactive Data Submission System Data for CareSource PeachCare for Kids®**

CareSource Georgia Co. (Org ID: 287128, Sub ID: 15310, Medicaid,
Special Area: Georgia, Special Project: PeachCare, Contract
Number:)

MeasurementYear: 2021

Breast Cancer Screening (BCS)

IndicatorMetric	BreastCancerScreening
IndicatorKey	200694_20
EligiblePopulation	0
ExclusionAdminRequired	0
ExclusionAdminOptional	0
NumeratorByAdmin	0
NumeratorBySupplemental	0
Rate	
AuditDesignation	R
Status	NA

**Appendix D: Department of Community Health, State of Georgia
HEDIS Interactive Data Submission System Data for CareSource PeachCare for Kids®**

CareSource Georgia Co. (Org ID: 287128, Sub ID: 15310, Medicaid,
Special Area: Georgia, Special Project: PeachCare, Contract Number:)
MeasurementYear: 2021

Cervical Cancer Screening (CCS)

IndicatorMetric	CervicalCancerScreening
IndicatorKey	200701_20
CollectionMethod	A
EligiblePopulation	0
ExclusionAdminRequired	0
NumeratorByAdmin	0
NumeratorBySupplemental	0
Rate	
AuditDesignation	R
Status	NA

**Appendix D: Department of Community Health, State of Georgia
HEDIS Interactive Data Submission System Data for CareSource PeachCare for Kids®**

**CareSource Georgia Co. (Org ID: 287128, Sub ID: 15310, Medicaid, Special Area:
Georgia, Special Project: PeachCare, Contract Number:)**

MeasurementYear: 2021

Chlamydia Screening in Women (CHL)

IndicatorMetric	ChlamydiaScreening		
Age	16-20	21-24	Total
IndicatorKey	200712_20	200713_20	200714_20
EligiblePopulation	1044	0	1044
ExclusionAdminOptional	63	0	63
NumeratorByAdmin	543	0	543
NumeratorBySupplemental	1	0	1
Rate	52.11		52.11
AuditDesignation	R	R	R
Status	R	NA	R

**Appendix D: Department of Community Health, State of Georgia
HEDIS Interactive Data Submission System Data for CareSource PeachCare for Kids®**

CareSource Georgia Co. (Org ID: 287128, Sub ID: 15310, Medicaid, Special Area: Georgia,
Special Project: PeachCare, Contract Number:)

MeasurementYear: 2021

Appropriate Testing for Pharyngitis (CWP)

IndicatorMetric	AppropriatePharyngitisTesting			
Age	3-17	18-64	65+	Total
IndicatorKey	210013_10	210012_10	210014_10	210015_10
EligiblePopulation	1478	69	0	1547
NumeratorByAdmin	1143	49	0	1192
NumeratorBySupplemental	1	0	0	1
Rate	77.40	71.01		77.12
AuditDesignation	R	R	R	R
Status	R	R	NA	R

Appendix D: Department of Community Health, State of Georgia
HEDIS Interactive Data Submission System Data for CareSource PeachCare for Kids®

CareSource Georgia Co. (Org ID: 287128, Sub ID: 15310, Medicaid,
Special Area: Georgia, Special Project: PeachCare, Contract
Number:)

MeasurementYear: 2021

Use of Spirometry Testing in the Assessment and Diagnosis of COPD
(SPR)

IndicatorMetric	SpirometryTestingCOPD
IndicatorKey	202457_20
EligiblePopulation	0
NumeratorByAdmin	0
NumeratorBySupplemental	0
Rate	
AuditDesignation	R
Status	NA

**Appendix D: Department of Community Health, State of Georgia
HEDIS Interactive Data Submission System Data for CareSource PeachCare for Kids®**

CareSource Georgia Co. (Org ID: 287128, Sub ID: 15310, Medicaid, Special Area:
Georgia, Special Project: PeachCare, Contract Number:)

MeasurementYear: 2021

Pharmacotherapy Management of COPD Exacerbation (PCE)

IndicatorMetric	SystemicCorticosteroid	Bronchodilator
IndicatorKey	201964_20	201963_20
EligiblePopulation	0	0
NumeratorByAdmin	0	0
NumeratorBySupplemental	0	0
Rate		
AuditDesignation	R	R
Status	NA	NA

**Appendix D: Department of Community Health, State of Georgia
 HEDIS Interactive Data Submission System Data for CareSource PeachCare for Kids®**

CareSource Georgia Co. (Org ID: 287128, Sub ID: 15310, Medicaid, Special Area: Georgia, Special Project:
 PeachCare, Contract Number:)
 MeasurementYear: 2021
 Asthma Medication Ratio (AMR)

IndicatorMetric	AsthmaMedicationRatio				
Age	5-11	12-18	19-50	51-64	Total
IndicatorKey	200663_20	200661_20	200662_20	200664_20	200667_20
EligiblePopulation	125	119	1	0	245
ExclusionAdminRequired	11	13	0	0	24
NumeratorByAdmin	114	92	1	0	207
NumeratorBySupplemental	0	0	0	0	0
Rate	91.20	77.31	100.00		84.49
AuditDesignation	R	R	R	R	R
Status	R	R	NA	NA	R

**Appendix D: Department of Community Health, State of Georgia
HEDIS Interactive Data Submission System Data for CareSource PeachCare for Kids®**

CareSource Georgia Co. (Org ID: 287128, Sub ID: 15310,
Medicaid, Special Area: Georgia, Special Project: PeachCare,
Contract Number:)

MeasurementYear: 2021

Controlling High Blood Pressure (CBP)

IndicatorMetric	ControlHighBP
IndicatorKey	200700_20
CollectionMethod	H
EligiblePopulation	11
ExclusionAdminRequired	0
NumeratorByAdminElig	5
CYAR	45.45
MinReqSampleSize	11
OversampleRate	0
OversampleRecordsNumber	0
ExclusionValidDataErrors	0
ExclusionAdminOptional	0
ExclusionMedRecsOptional	0
ExclusionEmployeeOrDep	0
OversampleRecsAdded	0
Denominator	11
NumeratorByAdmin	2
NumeratorByMedicalRecords	3
NumeratorBySupplemental	4
Rate	81.82
AuditDesignation	R
Status	NA

**Appendix D: Department of Community Health, State of Georgia
HEDIS Interactive Data Submission System Data for CareSource PeachCare for Kids®**

CareSource Georgia Co. (Org ID: 287128, Sub ID: 15310, Medicaid,
Special Area: Georgia, Special Project: PeachCare, Contract Number:)
MeasurementYear: 2021

Persistence of Beta-Blocker Treatment After a Heart Attack (PBH)

IndicatorMetric	BetaBlockerPersistence
IndicatorKey	201962_20
EligiblePopulation	0
ExclusionAdminOptional	0
NumeratorByAdmin	0
NumeratorBySupplemental	0
Rate	
AuditDesignation	R
Status	NA

**Appendix D: Department of Community Health, State of Georgia
HEDIS Interactive Data Submission System Data for CareSource PeachCare for Kids®**

CareSource Georgia Co. (Org ID: 287128, Sub ID: 15310, Medicaid, Special Area: Georgia, Special Project: PeachCare, Contract Number:)
MeasurementYear: 2021

Statin Therapy for Patients With Cardiovascular Disease (SPC)

IndicatorMetric	ReceivedTherapy	Adherence	ReceivedTherapy	Adherence	ReceivedTherapy	Adherence
Gender	M		F		F,M	
IndicatorKey	202449_20	202452_20	202450_20	202453_20	202451_20	202454_20
EligiblePopulation	0	0	0	0	0	0
ExclusionAdminRequired	0		0		0	
NumeratorByAdmin	0	0	0	0	0	0
NumeratorBySupplemental	0	0	0	0	0	0
Rate						
AuditDesignation	R	R	R	R	R	R
Status	NA	NA	NA	NA	NA	NA

**Appendix D: Department of Community Health, State of Georgia
 HEDIS Interactive Data Submission System Data for CareSource PeachCare for Kids®**

CareSource Georgia Co. (Org ID: 287128, Sub ID: 15310, Medicaid, Special Area: Georgia, Special Project: PeachCare, Contract Number:)

MeasurementYear: 2021

Cardiac Rehabilitation (CRE)

IndicatorMetric	Initiation	Engagement1	Engagement2	Achievement	Initiation	Engagement1	Engagement2	Achievement	Initiation	Engagement1	Engagement2	Achievement
Age	18-64				65+				Total			
IndicatorKey	210081_10	210075_10	210078_10	210072_10	210082_10	210076_10	210079_10	210073_10	210083_10	210077_10	210080_10	210074_10
EligiblePopulation	0	0	0	0	0	0	0	0	0	0	0	0
ExclusionAdminRequired	0	0	0	0	0	0	0	0	0	0	0	0
NumeratorByAdmin	0	0	0	0	0	0	0	0	0	0	0	0
NumeratorBySupplemental	0	0	0	0	0	0	0	0	0	0	0	0
Rate												
AuditDesignation	R	R	R	R	R	R	R	R	R	R	R	R
Status	NA	NA	NA	NA	NA	NA	NA	NA	NA	NA	NA	NA

**Appendix D: Department of Community Health, State of Georgia
HEDIS Interactive Data Submission System Data for CareSource PeachCare for Kids®**

CareSource Georgia Co. (Org ID: 287128, Sub ID: 15310, Medicaid, Special Area: Georgia, Special Project: PeachCare, Contract Number:)
MeasurementYear: 2021
Comprehensive Diabetes Care (CDC)

IndicatorMetric	HbA1cTesting	PoorHbA1cControl	AdequateHbA1cControl	EyeExams	BPUnder140Over90
IndicatorKey	200708_20	200711_20	200707_20	200705_20	200704_20
CollectionMethod	H	H	H	H	H
EligiblePopulation	18	18	18	18	18
ExclusionAdminRequired	0	0	0	0	0
NumeratorByAdminElig	18	16	2	7	9
CYAR	100.00	88.89	11.11	38.89	50.00
MinReqSampleSize	18	18	18	18	18
OversampleRate	0	0	0	0	0
OversampleRecordsNumber	0	0	0	0	0
ExclusionValidDataErrors	0	0	0	0	0
ExclusionAdminOptional	0	0	0	0	0
ExclusionMedRecsOptional	0	0	0	0	0
ExclusionEmployeeOrDep	0	0	0	0	0
OversampleRecsAdded	0	0	0	0	0
Denominator	18	18	18	18	18
NumeratorByAdmin	12	5	0	5	0
NumeratorByMedicalRecords	3	3	2	1	6
NumeratorBySupplemental	3	5	2	2	9
Rate	100.00	72.22	22.22	44.44	83.33
AuditDesignation	R	R	R	R	R
Status	NA	NA	NA	NA	NA

**Appendix D: Department of Community Health, State of Georgia
HEDIS Interactive Data Submission System Data for CareSource PeachCare for Kids®**

CareSource Georgia Co. (Org ID: 287128, Sub ID: 15310, Medicaid, Special Area: Georgia,
Special Project: PeachCare, Contract Number:)

MeasurementYear: 2021

Kidney Health Evaluation for Patients With Diabetes (KED)

IndicatorMetric	KidneyHealthEvaluation			
	18-64	65-74	75-85	Total
IndicatorKey	210084_10	210085_10	210086_10	210087_10
EligiblePopulation	18	0	0	18
ExclusionAdminRequired	0	0	0	0
ExclusionAdminOptional	0	0	0	0
NumeratorByAdmin	3	0	0	3
NumeratorBySupplemental	3	0	0	3
Rate	33.33			33.33
AuditDesignation	R	R	R	R
Status	NA	NA	NA	NA

**Appendix D: Department of Community Health, State of Georgia
HEDIS Interactive Data Submission System Data for CareSource PeachCare for Kids®**

CareSource Georgia Co. (Org ID: 287128, Sub ID: 15310, Medicaid, Special Area: Georgia, Special Project: PeachCare, Contract Number:)

MeasurementYear: 2021

Statin Therapy for Patients With Diabetes (SPD)

IndicatorMetric	ReceivedTherapy	Adherence
IndicatorKey	202455_20	202456_20
EligiblePopulation	0	0
ExclusionAdminRequired	0	
NumeratorByAdmin	0	0
NumeratorBySupplemental	0	0
Rate		
AuditDesignation	R	R
Status	NA	NA

**Appendix D: Department of Community Health, State of Georgia
HEDIS Interactive Data Submission System Data for CareSource PeachCare for Kids®**

CareSource Georgia Co. (Org ID: 287128, Sub ID: 15310, Medicaid,
Special Area: Georgia, Special Project: PeachCare, Contract Number:)
MeasurementYear: 2021

Antidepressant Medication Management (AMM)

IndicatorMetric	Acute	Continuation
IndicatorKey	200659_20	200660_20
EligiblePopulation	23	23
ExclusionAdminRequired	41	41
NumeratorByAdmin	10	6
NumeratorBySupplemental	0	0
Rate	43.48	26.09
AuditDesignation	R	R
Status	NA	NA

**Appendix D: Department of Community Health, State of Georgia
HEDIS Interactive Data Submission System Data for CareSource PeachCare for Kids®**

CareSource Georgia Co. (Org ID: 287128, Sub ID: 15310, Medicaid,
Special Area: Georgia, Special Project: PeachCare, Contract Number:)
MeasurementYear: 2021

Follow-Up Care for Children Prescribed ADHD Medication (ADD)

IndicatorMetric	Initiation	Continuation
IndicatorKey	200631_20	200630_20
EligiblePopulation	337	58
ExclusionAdminOptional	0	0
NumeratorByAdmin	144	35
NumeratorBySupplemental	0	0
Rate	42.73	60.34
AuditDesignation	R	R
Status	R	R

**Appendix D: Department of Community Health, State of Georgia
 HEDIS Interactive Data Submission System Data for CareSource PeachCare for Kids®**

CareSource Georgia Co. (Org ID: 287128, Sub ID: 15310, Medicaid, Special Area: Georgia, Special Project: PeachCare, Contract Number:)

MeasurementYear: 2021

Follow-up After Hospitalization for Mental Illness (FUH)

IndicatorMetric	FollowUp30Day	FollowUp7Day	FollowUp30Day	FollowUp7Day	FollowUp30Day	FollowUp7Day	FollowUp30Day	FollowUp7Day
Age	6-17		18-64		65+		Total	
IndicatorKey	203481_10	203484_10	203479_10	203482_10	203480_10	203483_10	201179_20	201180_20
EligiblePopulation	178	178	10	10	0	0	188	188
NumeratorByAdmin	161	107	9	5	0	0	170	112
NumeratorBySupplemental	0	0	0	0	0	0	0	0
Rate	90.45	60.11	90.00	50.00			90.43	59.57
AuditDesignation	R	R	R	R	R	R	R	R
Status	R	R	NA	NA	NA	NA	R	R

**Appendix D: Department of Community Health, State of Georgia
 HEDIS Interactive Data Submission System Data for CareSource PeachCare for Kids®**

CareSource Georgia Co. (Org ID: 287128, Sub ID: 15310, Medicaid, Special Area: Georgia, Special Project: PeachCare, Contract Number:)

MeasurementYear: 2021

Follow-Up After Emergency Department Visit for Mental Illness (FUM)

IndicatorMetric	FollowUp30Day	FollowUp7Day	FollowUp30Day	FollowUp7Day	FollowUp30Day	FollowUp7Day	FollowUp30Day	FollowUp7Day
Age	6-17		18-64		65+		Total	
IndicatorKey	203487_10	203490_10	203485_10	203488_10	203486_10	203489_10	201181_20	201182_20
EligiblePopulation	29	29	5	5	0	0	34	34
NumeratorByAdmin	18	13	2	2	0	0	20	15
NumeratorBySupplemental	0	0	0	0	0	0	0	0
Rate	62.07	44.83	40.00	40.00			58.82	44.12
AuditDesignation	R	R	R	R	R	R	R	R
Status	NA	NA	NA	NA	NA	NA	R	R

**Appendix D: Department of Community Health, State of Georgia
HEDIS Interactive Data Submission System Data for CareSource PeachCare for Kids®**

CareSource Georgia Co. (Org ID: 287128, Sub ID: 15310, Medicaid, Special Area: Georgia, Special Project: PeachCare, Contract Number:)

MeasurementYear: 2021

Follow-Up After High-Intensity Care for Substance Use Disorder (FUI)

IndicatorMetric	FollowUp30Day	FollowUp7Day	FollowUp30Day	FollowUp7Day	FollowUp30Day	FollowUp7Day	FollowUp30Day	FollowUp7Day
Age	13-17		18-64		65+		Total	
IndicatorKey	210017_10	210021_10	210018_10	210022_10	210019_10	210023_10	210016_10	210020_10
EligiblePopulation	3	3	0	0	0	0	3	3
NumeratorByAdmin	0	0	0	0	0	0	0	0
NumeratorBySupplemental	0	0	0	0	0	0	0	0
Rate	0.00	0.00					0.00	0.00
AuditDesignation	R	R	R	R	R	R	R	R
Status	NA	NA	NA	NA	NA	NA	NA	NA

**Appendix D: Department of Community Health, State of Georgia
HEDIS Interactive Data Submission System Data for CareSource PeachCare for Kids®**

CareSource Georgia Co. (Org ID: 287128, Sub ID: 15310, Medicaid, Special Area: Georgia, Special Project: PeachCare, Contract Number:)

MeasurementYear: 2021

Follow-Up After Emergency Department Visit for Alcohol and Other Drug Abuse or Dependence (FUA)

IndicatorMetric	FollowUp30Day	FollowUp7Day	FollowUp30Day	FollowUp7Day	FollowUp30Day	FollowUp7Day
Age	13-17		18+		Total	
IndicatorKey	201173_20	201178_20	201174_20	201176_20	201175_20	201177_20
EligiblePopulation	8	8	5	5	13	13
NumeratorByAdmin	0	0	1	1	1	1
NumeratorBySupplemental	0	0	0	0	0	0
Rate	0.00	0.00	20.00	20.00	7.69	7.69
AuditDesignation	R	R	R	R	R	R
Status	NA	NA	NA	NA	NA	NA

**Appendix D: Department of Community Health, State of Georgia
HEDIS Interactive Data Submission System Data for CareSource PeachCare for Kids®**

**CareSource Georgia Co. (Org ID: 287128, Sub ID: 15310, Medicaid, Special Area:
Georgia, Special Project: PeachCare, Contract Number:)**

MeasurementYear: 2021

Pharmacotherapy for Opioid Use Disorder (POD)

IndicatorMetric	PharmacotherapyOpioidUseDisorder		
Age	16-64	65+	Total
IndicatorKey	210065_10	210066_10	210067_10
EligiblePopulation	0	0	0
NumeratorByAdmin	0	0	0
NumeratorBySupplemental	0	0	0
Rate			
AuditDesignation	R	R	R
Status	NA	NA	NA

**Appendix D: Department of Community Health, State of Georgia
 HEDIS Interactive Data Submission System Data for CareSource PeachCare for Kids®**

CareSource Georgia Co. (Org ID: 287128, Sub ID: 15310, Medicaid, Special Area: Georgia, Special Project: PeachCare, Contract Number:)

MeasurementYear: 2021

Diabetes Screening for People With Schizophrenia or Bipolar Disorder Who Are Using Antipsychotic Medications (SSD)

IndicatorMetric	DiabetesScreeningSchizophreniaUsingAntipsychotics
IndicatorKey	202458_20
EligiblePopulation	12
ExclusionAdminRequired	14
NumeratorByAdmin	8
NumeratorBySupplemental	0
Rate	66.67
AuditDesignation	R
Status	NA

**Appendix D: Department of Community Health, State of Georgia
 HEDIS Interactive Data Submission System Data for CareSource PeachCare for Kids®**

CareSource Georgia Co. (Org ID: 287128, Sub ID: 15310, Medicaid, Special
 Area: Georgia, Special Project: PeachCare, Contract Number:)
 MeasurementYear: 2021

Diabetes Monitoring for People With Diabetes and Schizophrenia (SMD)

IndicatorMetric	DiabetesMonitoringSchizophrenia
IndicatorKey	202448_20
EligiblePopulation	0
ExclusionAdminOptional	0
NumeratorByAdmin	0
NumeratorBySupplemental	0
Rate	
AuditDesignation	R
Status	NA

Appendix D: Department of Community Health, State of Georgia
HEDIS Interactive Data Submission System Data for CareSource PeachCare for Kids®

CareSource Georgia Co. (Org ID: 287128, Sub ID: 15310, Medicaid, Special Area:
Georgia, Special Project: PeachCare, Contract Number:)

MeasurementYear: 2021

Cardiovascular Monitoring for People With Cardiovascular Disease and
Schizophrenia (SMC)

IndicatorMetric	CardiovascularMonitoringSchizophrenia
IndicatorKey	202447_20
EligiblePopulation	0
NumeratorByAdmin	0
NumeratorBySupplemental	0
Rate	
AuditDesignation	R
Status	NA

**Appendix D: Department of Community Health, State of Georgia
 HEDIS Interactive Data Submission System Data for CareSource PeachCare for Kids®**

CareSource Georgia Co. (Org ID: 287128, Sub ID: 15310, Medicaid, Special Area:
 Georgia, Special Project: PeachCare, Contract Number:)

MeasurementYear: 2021

Adherence to Antipsychotic Medications for Individuals With Schizophrenia (SAA)

IndicatorMetric	AdherenceAntipsychoticsSchizophrenia
IndicatorKey	202446_20
EligiblePopulation	1
ExclusionAdminRequired	0
NumeratorByAdmin	1
NumeratorBySupplemental	0
Rate	100.00
AuditDesignation	R
Status	NA

**Appendix D: Department of Community Health, State of Georgia
 HEDIS Interactive Data Submission System Data for CareSource PeachCare for Kids®**

CareSource Georgia Co. (Org ID: 287128, Sub ID: 15310, Medicaid, Special Area: Georgia, Special Project: PeachCare, Contract Number:)

MeasurementYear: 2021

Metabolic Monitoring for Children and Adolescents on Antipsychotics (APM)

IndicatorMetric	BloodGlucoseTesting	CholesterolTesting	BloodGlucoseCholesterolTesting	BloodGlucoseTesting	CholesterolTesting	BloodGlucoseCholesterolTesting	BloodGlucoseTesting	CholesterolTesting	BloodGlucoseCholesterolTesting
Age	1-11			12-17			Total		
IndicatorKey	210005_10	210009_10	210007_10	210006_10	210010_10	200674_20	210004_10	210008_10	200676_20
EligiblePopulation	47	47	47	113	113	113	160	160	160
NumeratorByAdmin	16	10	9	60	26	25	76	36	34
NumeratorBySupplemental	0	0	0	1	2	2	1	2	2
Rate	34.04	21.28	19.15	53.98	24.78	23.89	48.13	23.75	22.50
AuditDesignation	R	R	R	R	R	R	R	R	R
Status	R	R	R	R	R	R	R	R	R

Appendix D: Department of Community Health, State of Georgia
HEDIS Interactive Data Submission System Data for CareSource PeachCare for Kids®
CareSource Georgia Co. (Org ID: 287128, Sub ID: 15310, Medicaid, Special Area:
Georgia, Special Project: PeachCare, Contract Number:)
MeasurementYear: 2021
Non-Recommended Cervical Cancer Screening in Adolescent Females (NCS)

IndicatorMetric	NonRecommendedCervicalCancerScreening
IndicatorKey	201957_20
EligiblePopulation	2683
ExclusionAdminRequired	13
NumeratorByAdmin	9
Rate	0.34
AuditDesignation	R
Status	R

**Appendix D: Department of Community Health, State of Georgia
HEDIS Interactive Data Submission System Data for CareSource PeachCare for Kids®**

CareSource Georgia Co. (Org ID: 287128, Sub ID: 15310, Medicaid, Special Area: Georgia, Special Project: PeachCare, Contract Number:)

MeasurementYear: 2021

Appropriate Treatment for Upper Respiratory Infection (URI)

IndicatorMetric	AppropriateURITreatment			
Age	3m-17	18-64	65+	Total
IndicatorKey	210070_10	210069_10	210071_10	210068_10
EligiblePopulation	2509	49	0	2558
NumeratorByAdmin	244	8	0	252
Rate	90.28	83.67		90.15
AuditDesignation	R	R	R	R
Status	R	R	NA	R

**Appendix D: Department of Community Health, State of Georgia
HEDIS Interactive Data Submission System Data for CareSource PeachCare for Kids®**

CareSource Georgia Co. (Org ID: 287128, Sub ID: 15310, Medicaid, Special Area:
Georgia, Special Project: PeachCare, Contract Number:)

MeasurementYear: 2021

Avoidance of Antibiotic Treatment for Acute Bronchitis/Bronchiolitis (AAB)

IndicatorMetric	AvoidanceAntibioticTreatment			
Age	3m-17	18-64	65+	Total
IndicatorKey	210002_10	210001_10	210003_10	210000_10
EligiblePopulation	252	8	0	260
NumeratorByAdmin	128	4	0	132
Rate	49.21	50.00		49.23
AuditDesignation	R	R	R	R
Status	R	NA	NA	R

Appendix D: Department of Community Health, State of Georgia
HEDIS Interactive Data Submission System Data for CareSource PeachCare for Kids®

CareSource Georgia Co. (Org ID: 287128, Sub ID: 15310,
Medicaid, Special Area: Georgia, Special Project: PeachCare,
Contract Number:)

MeasurementYear: 2021

Use of Imaging Studies for Low Back Pain (LBP)

IndicatorMetric	LowBackPainImaging
IndicatorKey	201818_20
EligiblePopulation	9
ExclusionAdminRequired	2
NumeratorByAdmin	2
Rate	77.78
AuditDesignation	R
Status	NA

**Appendix D: Department of Community Health, State of Georgia
HEDIS Interactive Data Submission System Data for CareSource PeachCare for Kids®**

**CareSource Georgia Co. (Org ID: 287128, Sub ID: 15310,
Medicaid, Special Area: Georgia, Special Project: PeachCare,
Contract Number:)**

MeasurementYear: 2021

Use of Opioids at High Dosage (HDO)

IndicatorMetric	OpioidUseHighDosage
IndicatorKey	202527_10
EligiblePopulation	0
ExclusionAdminRequired	1
NumeratorByAdmin	0
Rate	
AuditDesignation	R
Status	NA

**Appendix D: Department of Community Health, State of Georgia
HEDIS Interactive Data Submission System Data for CareSource PeachCare for Kids®**

CareSource Georgia Co. (Org ID: 287128, Sub ID: 15310, Medicaid, Special Area: Georgia, Special Project:
PeachCare, Contract Number:)

MeasurementYear: 2021

Use of Opioids From Multiple Providers (UOP)

IndicatorMetric	MultiplePrescribers	MultiplePharmacies	MultiplePrescribersMultiplePharmacies
IndicatorKey	202529_10	202528_10	202530_10
EligiblePopulation	2	2	2
NumeratorByAdmin	1	0	0
Rate	50.00	0.00	0.00
AuditDesignation	R	R	R
Status	NA	NA	NA

**Appendix D: Department of Community Health, State of Georgia
HEDIS Interactive Data Submission System Data for CareSource PeachCare for Kids®**

CareSource Georgia Co. (Org ID: 287128, Sub ID: 15310, Medicaid, Special Area: Georgia, Special Project: PeachCare, Contract Number:)

MeasurementYear: 2021

Risk of Continued Opioid Use (COU)

IndicatorMetric	Covered15OrMoreDays	Covered31OrMoreDays	Covered15OrMoreDays	Covered31OrMoreDays	Covered15OrMoreDays	Covered31OrMoreDays
Age	18-64		65+		Total	
IndicatorKey	203434_10	203437_10	203435_10	203438_10	203436_10	203439_10
EligiblePopulation	46	46	0	0	46	46
ExclusionAdminRequired	0	0	0	0	0	0
NumeratorByAdmin	0	0	0	0	0	0
Rate	0.00	0.00			0.00	0.00
AuditDesignation	R	R	R	R	R	R
Status	R	R	NA	NA	R	R

**Appendix D: Department of Community Health, State of Georgia
HEDIS Interactive Data Submission System Data for CareSource PeachCare for Kids®**

**CareSource Georgia Co. (Org ID: 287128, Sub ID: 15310, Medicaid, Special Area:
Georgia, Special Project: PeachCare, Contract Number:)**

MeasurementYear: 2021

Adults' Access to Preventive/Ambulatory Health Services (AAP)

IndicatorMetric	AdultAccessPreventiveCare			
Age	20-44	45-64	65+	Total
IndicatorKey	200001_20	200002_20	200003_20	200004_20
EligiblePopulation	0	0	0	0
NumeratorByAdmin	0	0	0	0
Rate				
AuditDesignation	R	R	R	R
Status	NA	NA	NA	NA

**Appendix D: Department of Community Health, State of Georgia
HEDIS Interactive Data Submission System Data for CareSource PeachCare for Kids®**

CareSource Georgia Co. (Org ID: 287128, Sub ID: 15310, Medicaid, Special Area: Georgia, Special Project: PeachCare,
Contract Number:)

MeasurementYear: 2021

Annual Dental Visit (ADV)

IndicatorMetric	AnnualDentalVisit						
Age	2-3	4-6	7-10	11-14	15-18	19-20	Total
IndicatorKey	200635_20	200636_20	200637_20	200632_20	200633_20	200634_20	200638_20
EligiblePopulation	2437	3915	6278	7131	7203	150	27114
NumeratorByAdmin	688	2192	3707	3979	3174	52	13792
Rate	28.23	55.99	59.05	55.80	44.06	34.67	50.87
AuditDesignation	R	R	R	R	R	R	R
Status	R	R	R	R	R	R	R

Appendix D: Department of Community Health, State of Georgia HEDIS Interactive Data Submission System Data for CareSource PeachCare for Kids®

CareSource Georgia Co. (Org ID: 287128, Sub ID: 15310, Medicaid, Special Area: Georgia, Special Project: PeachCare, Contract Number:)

MeasurementYear: 2021

Initiation and Engagement of Alcohol and Other Drug Abuse or Dependence Treatment (IET)

IndicatorMetric	Initiation	Engagement	Initiation	Engagement	Initiation	Engagement	Initiation	Engagement	Initiation	Engagement	Initiation	Engagement	Initiation	Engagement	Initiation	Engagement	Initiation	Engagement	Initiation	Engagement	Initiation	Engagement	Initiation	Engagement								
Age	13-17								18+								Total															
Drug	Alcohol				Opioid				Other				Total				Alcohol				Opioid				Other				Total			
IndicatorKey	203288_10	203279_10	203289_10	203280_10	203290_10	203281_10	201452_20	201449_20	203291_10	203282_10	203292_10	203283_10	203293_10	203284_10	201453_20	201450_20	203294_10	203285_10	203295_10	203286_10	203296_10	203287_10	201454_20	201451_20								
EligiblePopulation	8	8	1	1	39	39	44	44	7	7	0	0	23	23	28	28	15	15	1	1	62	62	72	72								
NumeratorByAdmin	4	1	1	1	18	2	19	3	1	0	0	0	9	2	9	2	5	1	1	1	27	4	28	5								
Rate	50.00	12.50	100.00	100.00	46.15	5.13	43.18	6.82	14.29	0.00			39.13	8.70	32.14	7.14	33.33	6.67	100.00	100.00	43.55	6.45	38.89	6.94								
AuditDesignation	R	R	R	R	R	R	R	R	R	R	R	R	R	R	R	R	R	R	R	R	R	R	R	R								
Status	NA	NA	NA	NA	R	R	R	R	NA	NA	NA	NA	NA	NA	NA	NA	NA	NA	NA	NA	NA	R	R	R	R							

**Appendix D: Department of Community Health, State of Georgia
HEDIS Interactive Data Submission System Data for CareSource PeachCare for Kids®**

CareSource Georgia Co. (Org ID: 287128, Sub ID: 15310, Medicaid, Special Area:
Georgia, Special Project: PeachCare, Contract Number:)

MeasurementYear: 2021

Prenatal and Postpartum Care (PPC)

IndicatorMetric	TimelinessPrenatalCare	PostpartumCare
IndicatorKey	202142_20	202141_20
CollectionMethod	H	H
EligiblePopulation	15	15
NumeratorByAdminElig	8	10
CYAR	53.33	66.67
MinReqSampleSize	15	15
OversampleRate	0	0
OversampleRecordsNumber	0	0
ExclusionValidDataErrors	1	1
ExclusionEmployeeOrDep	0	0
OversampleRecsAdded	0	0
Denominator	14	14
NumeratorByAdmin	7	10
NumeratorByMedicalRecords	2	1
Rate	64.29	78.57
AuditDesignation	R	R
Status	NA	NA

**Appendix D: Department of Community Health, State of Georgia
HEDIS Interactive Data Submission System Data for CareSource PeachCare for Kids®**

CareSource Georgia Co. (Org ID: 287128, Sub ID: 15310, Medicaid, Special Area: Georgia, Special Project: PeachCare, Contract Number:)

MeasurementYear: 2021

Use of First-Line Psychosocial Care for Children and Adolescents on Antipsychotics (APP)

IndicatorMetric	PsychosocialCareAntipsychotics		
	1-11	12-17	Total
IndicatorKey	210011_10	200678_20	200680_20
EligiblePopulation	21	41	62
ExclusionAdminRequired	7	44	51
NumeratorByAdmin	13	27	40
Rate	61.90	65.85	64.52
AuditDesignation	R	R	R
Status	NA	R	R

**Appendix D: Department of Community Health, State of Georgia
HEDIS Interactive Data Submission System Data for CareSource PeachCare for Kids®**

**CareSource Georgia Co. (Org ID: 287128, Sub ID: 15310, Medicaid, Special Area: Georgia, Special Project: PeachCare, Contract Number:)
MeasurementYear: 2021**

Well-Child Visits in the First 30 Months of Life (W30)

IndicatorMetric	Age15Months	Age15To30Months
IndicatorKey	202498_20	210089_10
EligiblePopulation	331	863
NumeratorByAdmin	166	670
NumeratorBySupplemental	27	0
Rate	58.31	77.64
AuditDesignation	R	R
Status	R	R

**Appendix D: Department of Community Health, State of Georgia
HEDIS Interactive Data Submission System Data for CareSource PeachCare for Kids®**

CareSource Georgia Co. (Org ID: 287128, Sub ID: 15310, Medicaid, Special Area: Georgia,
Special Project: PeachCare, Contract Number:)

MeasurementYear: 2021

Child and Adolescent Well-Care Visits (WCV)

IndicatorMetric	ChildAdolescentWellVisits			
	3-11	12-17	18-21	Total
IndicatorKey	210093_10	210091_10	210092_10	210094_10
EligiblePopulation	13054	10988	1933	25975
NumeratorByAdmin	7226	5337	600	13163
NumeratorBySupplemental	2	1	0	3
Rate	55.37	48.58	31.04	50.69
AuditDesignation	R	R	R	R
Status	R	R	R	R

Appendix D: Department of Community Health, State of Georgia HEDIS Interactive Data Submission System Data for CareSource PeachCare for Kids®

CareSource Georgia Co. (Org ID: 287128, Sub ID: 15310, Medicaid, Special Area: Georgia, Special Project: PeachCare, Contract Number:)

MeasurementYear: 2021

Frequency of Selected Procedures (FSP)

Category	BariatricWeightLossSurgery						Tonsillectomy		HysterectomyAbdominal		HysterectomyVaginal		CholecystectomyOpen			CholecystectomyLaparoscopic			BackSurgery				Mastectomy		Lumpectomy			
Age	0-19		20-44		45-64		0-9	10-19	15-44	45-64	15-44	45-64	15-44	30-64	45-64	15-44	30-64	45-64	20-44		45-64		15-44	45-64	15-44	45-64		
Gender	M	F	M	F	M	F	M+F		F		F		M		F		M		F		M		F		M		F	
IndicatorKey	201043_20	201035_20	201044_20	201036_20	201045_20	201037_20	201155_20	201156_20	201113_20	201114_20	201120_20	201121_20	201083_20	201090_20	201084_20	201096_20	201103_20	201097_20	201028_20	201021_20	201029_20	201022_20	201130_20	201131_20	201123_20	201124_20		
MemberMonths	203628	196852	1	0	0	0	174083	226397	49161	0	49161	0	49161	1	0	49161	1	0	1	0	0	0	49161	0	49161	0		
ProcedureCount	0	1	0	0	0	0	71	38	0	0	0	0	0	0	5	0	0	0	0	0	0	0	0	0	5	0		
Rate	0.00	0.01	0.00				0.41	0.17	0.00		0.00		0.00	0.00		0.10	0.00						0.00		0.10			
AuditDesignation	R	R	R	R	R	R	R	R	R	R	R	R	R	R	R	R	R	R	R	R	R	R	R	R	R	R	R	
Status	R	R	NA	NA	NA	NA	R	R	R	NA	R	NA	R	NA	NA	R	NA	NA	NA	NA	NA	NA	NA	R	NA	R	NA	

**Appendix D: Department of Community Health, State of Georgia
HEDIS Interactive Data Submission System Data for CareSource PeachCare for Kids®**

CareSource Georgia Co. (Org ID: 287128, Sub ID: 15310, Medicaid, Special Area: Georgia, Special Project: PeachCare, Contract Number:)
MeasurementYear: 2021

Ambulatory Care (AMBa)																				
Category	Outpatient	ED	Outpatient	ED	Outpatient	ED	Outpatient	ED	Outpatient	ED	Outpatient	ED	Outpatient	ED	Outpatient	ED	Outpatient	ED	Outpatient	ED
Age	LessThan1		1-9		10-19		20-44		45-64		65-74		75-84		85+		Unknown		Total	
IndicatorKey	200657_20	200648_20	200650_20	200641_20	200651_20	200642_20	200652_20	200643_20	200653_20	200644_20	200654_20	200645_20	200655_20	200646_20	200656_20	200647_20	200640_20	200639_20	200658_20	200649_20
VisitCount	1122	107	44350	4027	44264	4307	0	0	0	0	0	0	0	0	0	0	0	0	89736	8441
MemberMonths	2003	2003	172080	172080	226397	226397	1	1	0	0	0	0	0	0	0	0	0	0	400481	400481
Rate	560.16	53.42	257.73	23.40	195.51	19.02	0.00	0.00											224.07	21.08
AuditDesignation	R	R	R	R	R	R	R	R	R	R	R	R	R	R	R	R	R	R	R	R
Status	R	R	R	R	R	R	NA	NA	NA	NA	NA	NA	NA	NA	NA	NA	NA	NA	NA	R

**Appendix D: Department of Community Health, State of Georgia
HEDIS Interactive Data Submission System Data for CareSource PeachCare for Kids®**

CareSource Georgia Co. (Org ID: 287128, Sub ID: 15310, Medicaid, Special Area: Georgia, Special Project: PeachCare, Contract Number:)
MeasurementYear: 2021

Ambulatory Care (Dual) (AMBb)

Category	Outpatient	ED	Outpatient	ED	Outpatient	ED	Outpatient	ED	Outpatient	ED	Outpatient	ED	Outpatient	ED	Outpatient	ED	Outpatient	ED	Outpatient	ED	
Age	LessThan1		1-9		10-19		20-44		45-64		65-74		75-84		85+		Unknown		Total		
IndicatorKey	200657_21	200648_21	200650_21	200641_21	200651_21	200642_21	200652_21	200643_21	200653_21	200644_21	200654_21	200645_21	200655_21	200646_21	200656_21	200647_21	200640_21	200639_21	200658_21	200649_21	
VisitCount																					
MemberMonths																					
Rate																					
AuditDesignation	NR	NR	NR	NR	NR	NR	NR	NR	NR	NR	NR	NR	NR	NR	NR	NR	NR	NR	NR	NR	NR
Status	NR	NR	NR	NR	NR	NR	NR	NR	NR	NR	NR	NR	NR	NR	NR	NR	NR	NR	NR	NR	NR

**Appendix D: Department of Community Health, State of Georgia
HEDIS Interactive Data Submission System Data for CareSource PeachCare for Kids®**

CareSource Georgia Co. (Org ID: 287128, Sub ID: 15310, Medicaid, Special Area: Georgia, Special Project: PeachCare, Contract Number:)
MeasurementYear: 2021

Ambulatory Care (Disabled) (AMBc)

Category	Outpatient	ED	Outpatient	ED	Outpatient	ED	Outpatient	ED	Outpatient	ED	Outpatient	ED	Outpatient	ED	Outpatient	ED	Outpatient	ED	Outpatient	ED
Age	LessThan1		1-9		10-19		20-44		45-64		65-74		75-84		85+		Unknown		Total	
IndicatorKey	200657_22	200648_22	200650_22	200641_22	200651_22	200642_22	200652_22	200643_22	200653_22	200644_22	200654_22	200645_22	200655_22	200646_22	200656_22	200647_22	200640_22	200639_22	200658_22	200649_22
VisitCount																				
MemberMonths																				
Rate																				
AuditDesignation	NR	NR	NR	NR	NR	NR	NR	NR	NR	NR	NR	NR	NR	NR	NR	NR	NR	NR	NR	NR
Status	NR	NR	NR	NR	NR	NR	NR	NR	NR	NR	NR	NR	NR	NR	NR	NR	NR	NR	NR	NR

Appendix D: Department of Community Health, State of Georgia
HEDIS Interactive Data Submission System Data for CareSource PeachCare for Kids®

CareSource Georgia Co. (Org ID: 287128, Sub ID: 15310, Medicaid, Special Area: Georgia, Special Project: PeachCare, Contract Number:)
 MeasurementYear: 2021


Ambulatory Care (Low Income) (AMBd)

Category	Outpatient	ED	Outpatient	ED	Outpatient	ED	Outpatient	ED	Outpatient	ED	Outpatient	ED	Outpatient	ED	Outpatient	ED	Outpatient	ED	Outpatient	ED	
Age	LessThan1		1-9		10-19		20-44		45-64		65-74		75-84		85+		Unknown		Total		
IndicatorKey	200657_23	200648_23	200650_23	200641_23	200651_23	200642_23	200652_23	200643_23	200653_23	200644_23	200654_23	200645_23	200655_23	200646_23	200656_23	200647_23	200640_23	200639_23	200658_23	200649_23	
VisitCount																					
MemberMonths																					
Rate																					
AuditDesignation	NR	NR	NR	NR	NR	NR	NR	NR	NR	NR	NR	NR	NR	NR	NR	NR	NR	NR	NR	NR	NR
Status	NR	NR	NR	NR	NR	NR	NR	NR	NR	NR	NR	NR	NR	NR	NR	NR	NR	NR	NR	NR	NR

**Appendix D: Department of Community Health, State of Georgia
HEDIS Interactive Data Submission System Data for CareSource PeachCare for Kids®**


The image shows a very long, narrow table with many columns and rows. The text is too small to read, but it appears to be a data submission system interface. The table has a header row with various labels and a body of rows containing data. The data is organized into several columns, with some columns containing numerical values and others containing text. The table is mostly empty, with only a few rows of data visible.

**Appendix D: Department of Community Health, State of Georgia
HEDIS Interactive Data Submission System Data for CareSource PeachCare for Kids®**




The image shows a horizontal bar chart with numerous bars. The bars are colored in shades of orange and yellow. The chart is positioned at the top of the page, below the title. The bars vary in height, indicating different values for each category. The chart is very wide, spanning most of the page's width.

**Appendix D: Department of Community Health, State of Georgia
HEDIS Interactive Data Submission System Data for CareSource PeachCare for Kids®**



The image shows a horizontal bar chart with numerous thin orange bars. The bars are arranged in a single row and vary slightly in height, representing a large set of data points. The chart is positioned at the top of the page, below the title.

Appendix D: Department of Community Health, State of Georgia
HEDIS Interactive Data Submission System Data for CareSource PeachCare for Kids®



The image shows a horizontal bar chart with numerous small orange bars. The bars are arranged in a single row and vary slightly in height, representing a large set of data points. The chart is positioned at the top of the page, below the title. The bars are all orange and are set against a white background with a thin grid.

**Appendix D: Department of Community Health, State of Georgia
HEDIS Interactive Data Submission System Data for CareSource PeachCare for Kids®**

The image shows a horizontal bar chart with a grid background. The bars are orange and represent data points across many categories. The chart is mostly obscured by a large white redaction box.

**Appendix D: Department of Community Health, State of Georgia
HEDIS Interactive Data Submission System Data for CareSource PeachCare for Kids®**

The table contains data for various performance measures across multiple time periods. The columns represent different metrics and time periods, while the rows represent individual data points. The data is mostly obscured by a large orange/red block at the bottom of the page.

**Appendix D: Department of Community Health, State of Georgia
HEDIS Interactive Data Submission System Data for CareSource PeachCare for Kids®**



Category	Value
1	0.05
2	0.05
3	0.05
4	0.05
5	0.05
6	0.05
7	0.05
8	0.05
9	0.05
10	0.05
11	0.05
12	0.05
13	0.05
14	0.05
15	0.05
16	0.05
17	0.05
18	0.05
19	0.05
20	0.05
21	0.05
22	0.05
23	0.05
24	0.05
25	0.05
26	0.05
27	0.05
28	0.05
29	0.05
30	0.05
31	0.05
32	0.05
33	0.05
34	0.05
35	0.05
36	0.05
37	0.05
38	0.05
39	0.05
40	0.05
41	0.05
42	0.05
43	0.05
44	0.05
45	0.05
46	0.05
47	0.05
48	0.05
49	0.05
50	0.05
51	0.05
52	0.05
53	0.05
54	0.05
55	0.05
56	0.05
57	0.05
58	0.05
59	0.05
60	0.05
61	0.05
62	0.05
63	0.05
64	0.05
65	0.05
66	0.05
67	0.05
68	0.05
69	0.05
70	0.05
71	0.05
72	0.05
73	0.05
74	0.05
75	0.05
76	0.05
77	0.05
78	0.05
79	0.05
80	0.05
81	0.05
82	0.05
83	0.05
84	0.05
85	0.05
86	0.05
87	0.05
88	0.05
89	0.05
90	0.05
91	0.05
92	0.05
93	0.05
94	0.05
95	0.05
96	0.05
97	0.05
98	0.05
99	0.05
100	0.05

**Appendix D: Department of Community Health, State of Georgia
HEDIS Interactive Data Submission System Data for CareSource PeachCare for Kids®**

Category	Value
1	0.05
2	0.05
3	0.05
4	0.05
5	0.05
6	0.05
7	0.05
8	0.05
9	0.05
10	0.05
11	0.05
12	0.05
13	0.05
14	0.05
15	0.05
16	0.05
17	0.05
18	0.05
19	0.05
20	0.05
21	0.05
22	0.05
23	0.05
24	0.05
25	0.05
26	0.05
27	0.05
28	0.05
29	0.05
30	0.05
31	0.05
32	0.05
33	0.05
34	0.05
35	0.05
36	0.05
37	0.05
38	0.05
39	0.05
40	0.05
41	0.05
42	0.05
43	0.05
44	0.05
45	0.05
46	0.05
47	0.05
48	0.05
49	0.05
50	0.05
51	0.05
52	0.05
53	0.05
54	0.05
55	0.05
56	0.05
57	0.05
58	0.05
59	0.05
60	0.05
61	0.05
62	0.05
63	0.05
64	0.05
65	0.05
66	0.05
67	0.05
68	0.05
69	0.05
70	0.05
71	0.05
72	0.05
73	0.05
74	0.05
75	0.05
76	0.05
77	0.05
78	0.05
79	0.05
80	0.05
81	0.05
82	0.05
83	0.05
84	0.05
85	0.05
86	0.05
87	0.05
88	0.05
89	0.05
90	0.05
91	0.05
92	0.05
93	0.05
94	0.05
95	0.05
96	0.05
97	0.05
98	0.05
99	0.05
100	0.05

**Appendix D: Department of Community Health, State of Georgia
HEDIS Interactive Data Submission System Data for CareSource PeachCare for Kids®**



The image shows a horizontal bar chart with numerous small orange bars. The bars are arranged in a single row and vary slightly in height, representing a large number of data points. The chart is positioned at the top of the page, below the title. The bars are orange and set against a white background with a light gray grid.

**Appendix D: Department of Community Health, State of Georgia
HEDIS Interactive Data Submission System Data for CareSource PeachCare for Kids®**

The image shows a large table with a grid of orange cells, representing data from the HEDIS Interactive Data Submission System. The table is oriented horizontally and spans the width of the page. The cells are arranged in a regular grid pattern, with each cell containing a small orange square. The table is positioned at the top of the page, below the section header.

**Appendix D: Department of Community Health, State of Georgia
HEDIS Interactive Data Submission System Data for CareSource PeachCare for Kids®**


The table contains data for various performance measures across multiple time periods. The columns represent different metrics and time periods, while the rows represent individual data points. The data is mostly obscured by a large orange/red block at the bottom of the page.

**Appendix D: Department of Community Health, State of Georgia
HEDIS Interactive Data Submission System Data for CareSource PeachCare for Kids®**



The image shows a horizontal bar chart with numerous small orange bars. The bars are arranged in a single row and vary slightly in height, representing a large set of data points. The chart is positioned at the top of the page, below the title. The bars are orange and set against a white background with a light gray grid.

**Appendix D: Department of Community Health, State of Georgia
HEDIS Interactive Data Submission System Data for CareSource PeachCare for Kids®**



**Appendix D: Department of Community Health, State of Georgia
HEDIS Interactive Data Submission System Data for CareSource PeachCare for Kids®**



The image shows a horizontal bar chart with numerous small orange bars. The bars are arranged in a single row and vary slightly in height, representing a large set of data points. The chart is positioned at the top of the page, below the title.

**Appendix D: Department of Community Health, State of Georgia
HEDIS Interactive Data Submission System Data for CareSource PeachCare for Kids®**

The image shows a large table with a grid of orange cells. The table is very wide and contains many columns and rows of data. The cells are uniformly colored orange, and the table is positioned at the top of the page. The text above the table identifies it as data from the HEDIS Interactive Data Submission System for CareSource PeachCare for Kids.

**Appendix D: Department of Community Health, State of Georgia
HEDIS Interactive Data Submission System Data for CareSource PeachCare for Kids®**

The image shows a very long, narrow table with many columns and rows. The table is mostly filled with orange bars, suggesting a data visualization or a corrupted table view. The text is too small to read, but it appears to be a data submission system output.

**Appendix D: Department of Community Health, State of Georgia
HEDIS Interactive Data Submission System Data for CareSource PeachCare for Kids®**



The image shows a horizontal bar chart with numerous small orange bars. The bars are arranged in a single row and vary slightly in height, representing a large number of data points. The chart is positioned at the top of the page, below the title. The bars are orange and set against a white background with a light gray grid.

**Appendix D: Department of Community Health, State of Georgia
HEDIS Interactive Data Submission System Data for CareSource PeachCare for Kids®**



**Appendix D: Department of Community Health, State of Georgia
HEDIS Interactive Data Submission System Data for CareSource PeachCare for Kids®**




The image shows a horizontal bar chart with numerous small orange bars. The bars are arranged in a single row and vary slightly in height, representing a large set of data points. The chart is positioned at the top of the page, below the title.

**Appendix D: Department of Community Health, State of Georgia
HEDIS Interactive Data Submission System Data for CareSource PeachCare for Kids®**

The image shows a wide table with many columns and a few rows of data. The bottom portion of the table is highlighted in yellow, obscuring the data in those rows. The visible text in the top rows includes various headers and identifiers, but they are too small to read accurately.

**Appendix D: Department of Community Health, State of Georgia
HEDIS Interactive Data Submission System Data for CareSource PeachCare for Kids®**



The image shows a small, compressed screenshot of a data table. The table has many columns and rows. The first few rows are visible, showing headers and data. The rest of the table is obscured by a yellow highlight. The data appears to be organized into several sections, possibly representing different metrics or time periods.

**Appendix D: Department of Community Health, State of Georgia
HEDIS Interactive Data Submission System Data for CareSource PeachCare for Kids®**

The image shows a very small, wide table with many columns and a few rows. The table is mostly filled with orange cells, suggesting a large volume of data. The text within the table is illegible due to the small size.


**Appendix D: Department of Community Health, State of Georgia
HEDIS Interactive Data Submission System Data for CareSource PeachCare for Kids®**

The image shows a very small, wide table with many columns and a few rows. The table is mostly filled with orange cells, suggesting a large amount of data that is not legible due to the small size. The table appears to be a data submission system output, likely containing HEDIS performance metrics for CareSource PeachCare for Kids.


**Appendix D: Department of Community Health, State of Georgia
HEDIS Interactive Data Submission System Data for CareSource PeachCare for Kids®**

The image shows a very small, wide table with many columns and a few rows. The table is mostly filled with orange cells, which likely represent data points or specific categories. The text is too small to be legible, but the structure appears to be a data submission system output.

**Appendix D: Department of Community Health, State of Georgia
HEDIS Interactive Data Submission System Data for CareSource PeachCare for Kids®**

A large table with many columns and rows, mostly obscured by a yellow highlight. The table appears to be a data submission system interface, with columns likely representing different data points or metrics. The yellow highlight covers the majority of the table's content, leaving only the header and a few rows visible.

**Appendix D: Department of Community Health, State of Georgia
HEDIS Interactive Data Submission System Data for CareSource PeachCare for Kids®**



The image shows a large table with a yellow header row and many columns. The table is mostly empty, with only a few cells containing data. The data appears to be organized into several groups of columns, possibly representing different metrics or time periods. The table is too small to read the specific values.

**Appendix D: Department of Community Health, State of Georgia
HEDIS Interactive Data Submission System Data for CareSource PeachCare for Kids®**


Category	Value
1	0.05
2	0.05
3	0.05
4	0.05
5	0.05
6	0.05
7	0.05
8	0.05
9	0.05
10	0.05
11	0.05
12	0.05
13	0.05
14	0.05
15	0.05
16	0.05
17	0.05
18	0.05
19	0.05
20	0.05
21	0.05
22	0.05
23	0.05
24	0.05
25	0.05
26	0.05
27	0.05
28	0.05
29	0.05
30	0.05

**Appendix D: Department of Community Health, State of Georgia
HEDIS Interactive Data Submission System Data for CareSource PeachCare for Kids®**



The image shows a large table with many columns and rows. The table is mostly obscured by a yellow highlight that covers the majority of the data area. Only the top few rows and some column headers are visible. The table appears to be a data submission system for HEDIS Interactive Data.

**Appendix D: Department of Community Health, State of Georgia
HEDIS Interactive Data Submission System Data for CareSource PeachCare for Kids®**

A large table with many columns and rows, mostly obscured by a yellow highlight. The table appears to be a data submission system interface, with columns for various data points and rows for individual records. The yellow highlight covers the majority of the table's content, leaving only the header and a few rows visible.

**Appendix D: Department of Community Health, State of Georgia
HEDIS Interactive Data Submission System Data for CareSource PeachCare for Kids®**

Category	Value
1	0
2	0
3	0
4	0
5	0
6	0
7	0
8	0
9	0
10	0
11	0
12	0
13	0
14	0
15	0
16	0
17	0
18	0
19	0
20	0
21	0
22	0
23	0
24	0
25	0
26	0
27	0
28	0
29	0
30	0
31	0
32	0
33	0
34	0
35	0
36	0
37	0
38	0
39	0
40	0
41	0
42	0
43	0
44	0
45	0
46	0
47	0
48	0
49	0
50	0
51	0
52	0
53	0
54	0
55	0
56	0
57	0
58	0
59	0
60	0
61	0
62	0
63	0
64	0
65	0
66	0
67	0
68	0
69	0
70	0
71	0
72	0
73	0
74	0
75	0
76	0
77	0
78	0
79	0
80	0
81	0
82	0
83	0
84	0
85	0
86	0
87	0
88	0
89	0
90	0
91	0
92	0
93	0
94	0
95	0
96	0
97	0
98	0
99	0
100	0

**Appendix D: Department of Community Health, State of Georgia
HEDIS Interactive Data Submission System Data for CareSource PeachCare for Kids®**



Category	Value
1	10
2	10
3	10
4	10
5	10
6	10
7	10
8	10
9	10
10	10
11	10
12	10
13	10
14	10
15	10
16	10
17	10
18	10
19	10
20	10
21	10
22	10
23	10
24	10
25	10
26	10
27	10
28	10
29	10
30	10
31	10
32	10
33	10
34	10
35	10
36	10
37	10
38	10
39	10
40	10
41	10
42	10
43	10
44	10
45	10
46	10
47	10
48	10
49	10
50	10
51	10
52	10
53	10
54	10
55	10
56	10
57	10
58	10
59	10
60	10
61	10
62	10
63	10
64	10
65	10
66	10
67	10
68	10
69	10
70	10
71	10
72	10
73	10
74	10
75	10
76	10
77	10
78	10
79	10
80	10
81	10
82	10
83	10
84	10
85	10
86	10
87	10
88	10
89	10
90	10
91	10
92	10
93	10
94	10
95	10
96	10
97	10
98	10
99	10
100	10

**Appendix D: Department of Community Health, State of Georgia
HEDIS Interactive Data Submission System Data for CareSource PeachCare for Kids®**

Category 1	Category 2	Category 3	Category 4	Category 5	Category 6	Category 7	Category 8	Category 9	Category 10	Category 11	Category 12	Category 13	Category 14	Category 15	Category 16	Category 17	Category 18	Category 19	Category 20	Category 21	Category 22	Category 23	Category 24	Category 25	Category 26	Category 27	Category 28	Category 29	Category 30	Category 31	Category 32	Category 33	Category 34	Category 35	Category 36	Category 37	Category 38	Category 39	Category 40	Category 41	Category 42	Category 43	Category 44	Category 45	Category 46	Category 47	Category 48	Category 49	Category 50	Category 51	Category 52	Category 53	Category 54	Category 55	Category 56	Category 57	Category 58	Category 59	Category 60	Category 61	Category 62	Category 63	Category 64	Category 65	Category 66	Category 67	Category 68	Category 69	Category 70	Category 71	Category 72	Category 73	Category 74	Category 75	Category 76	Category 77	Category 78	Category 79	Category 80	Category 81	Category 82	Category 83	Category 84	Category 85	Category 86	Category 87	Category 88	Category 89	Category 90	Category 91	Category 92	Category 93	Category 94	Category 95	Category 96	Category 97	Category 98	Category 99	Category 100
------------	------------	------------	------------	------------	------------	------------	------------	------------	-------------	-------------	-------------	-------------	-------------	-------------	-------------	-------------	-------------	-------------	-------------	-------------	-------------	-------------	-------------	-------------	-------------	-------------	-------------	-------------	-------------	-------------	-------------	-------------	-------------	-------------	-------------	-------------	-------------	-------------	-------------	-------------	-------------	-------------	-------------	-------------	-------------	-------------	-------------	-------------	-------------	-------------	-------------	-------------	-------------	-------------	-------------	-------------	-------------	-------------	-------------	-------------	-------------	-------------	-------------	-------------	-------------	-------------	-------------	-------------	-------------	-------------	-------------	-------------	-------------	-------------	-------------	-------------	-------------	-------------	-------------	-------------	-------------	-------------	-------------	-------------	-------------	-------------	-------------	-------------	-------------	-------------	-------------	-------------	-------------	-------------	-------------	-------------	-------------	-------------	--------------


**Appendix D: Department of Community Health, State of Georgia
HEDIS Interactive Data Submission System Data for CareSource PeachCare for Kids®**

The image shows a very long, narrow table with many columns and a few rows. The table is mostly empty with some orange shading in the bottom row. The columns are too small to read, but the rows appear to be headers and data rows.

**Appendix D: Department of Community Health, State of Georgia
HEDIS Interactive Data Submission System Data for CareSource PeachCare for Kids®**

The image shows a horizontal strip of a data table. The top row is highlighted in yellow and contains column headers. Below it are several rows of data, with each cell containing a small number. The table is partially cut off at the right edge.

**Appendix D: Department of Community Health, State of Georgia
HEDIS Interactive Data Submission System Data for CareSource PeachCare for Kids®**



The image shows a horizontal strip of a data table with a yellow background. The table consists of many columns and a few rows. The columns are labeled with various alphanumeric codes, and the rows contain data values. The table is partially visible, showing the top and bottom edges of the data area.

**Appendix D: Department of Community Health, State of Georgia
HEDIS Interactive Data Submission System Data for CareSource PeachCare for Kids®**




Category	Value
1	10
2	10
3	10
4	10
5	10
6	10
7	10
8	10
9	10
10	10
11	10
12	10
13	10
14	10
15	10
16	10
17	10
18	10
19	10
20	10
21	10
22	10
23	10
24	10
25	10
26	10
27	10
28	10
29	10
30	10

**Appendix D: Department of Community Health, State of Georgia
HEDIS Interactive Data Submission System Data for CareSource PeachCare for Kids®**



**Appendix D: Department of Community Health, State of Georgia
HEDIS Interactive Data Submission System Data for CareSource PeachCare for Kids®**



The image shows a horizontal strip of a spreadsheet table. The top row is highlighted in yellow and contains column headers. Below it are several rows of data, with some cells containing numerical values and others containing text or symbols. The table is partially cut off at the right edge.

**Appendix D: Department of Community Health, State of Georgia
HEDIS Interactive Data Submission System Data for CareSource PeachCare for Kids®**

[Redacted]																													
[Redacted]	[Redacted]	[Redacted]	[Redacted]	[Redacted]	[Redacted]	[Redacted]	[Redacted]	[Redacted]	[Redacted]	[Redacted]	[Redacted]	[Redacted]	[Redacted]	[Redacted]	[Redacted]	[Redacted]	[Redacted]	[Redacted]	[Redacted]	[Redacted]	[Redacted]	[Redacted]	[Redacted]	[Redacted]	[Redacted]	[Redacted]	[Redacted]	[Redacted]	[Redacted]

**Appendix D: Department of Community Health, State of Georgia
HEDIS Interactive Data Submission System Data for CareSource PeachCare for Kids®**

**Appendix D: Department of Community Health, State of Georgia
HEDIS Interactive Data Submission System Data for CareSource PeachCare for Kids®**

Category	Value
1	100
2	100
3	100
4	100
5	100
6	100
7	100
8	100
9	100
10	100
11	100
12	100
13	100
14	100
15	100
16	100
17	100
18	100
19	100
20	100
21	100
22	100
23	100
24	100
25	100
26	100
27	100
28	100
29	100
30	100
31	100
32	100
33	100
34	100
35	100
36	100
37	100
38	100
39	100
40	100
41	100
42	100
43	100
44	100
45	100
46	100
47	100
48	100
49	100
50	100
51	100
52	100
53	100
54	100
55	100
56	100
57	100
58	100
59	100
60	100
61	100
62	100
63	100
64	100
65	100
66	100
67	100
68	100
69	100
70	100
71	100
72	100
73	100
74	100
75	100
76	100
77	100
78	100
79	100
80	100
81	100
82	100
83	100
84	100
85	100
86	100
87	100
88	100
89	100
90	100
91	100
92	100
93	100
94	100
95	100
96	100
97	100
98	100
99	100
100	100

**Appendix D: Department of Community Health, State of Georgia
HEDIS Interactive Data Submission System Data for CareSource PeachCare for Kids®**

CareSource Georgia Co. (Org ID: 287128, Sub ID: 15310, Medicaid, Special Area: Georgia, Special Project: PeachCare, Contract Number:)

MeasurementYear: 2021

Plan All-Cause Readmissions (PCR)

Category	PlanAllCauseReadmissions			
Age	18-44	45-54	55-64	18-64
IndicatorKey	202014_20	202015_20	202016_20	202025_20
MemberCount	1309	0	0	1309
OutlierMemberCount	1	0	0	1
OutlierRate	0.76			0.76
Denominator	27	0	0	27
ObservedCount	3	0	0	3
ObservedRate	11.11			11.11
ExpectedCount	2.0280	0.0000	0.0000	2.0280
ExpectedRate	7.51			7.51
CountVariance	1.8628	0.0000	0.0000	1.8628
OE	1.4793			1.4793
AuditDesignation	R	R	R	R
Status	NA	NA	NA	NA

Appendix D: Department of Community Health, State of Georgia HEDIS Interactive Data Submission System Data for CareSource PeachCare for Kids®

CareSource Georgia Co. (Org ID: 287128, Sub ID: 15310, Medicaid, Special Area: Georgia, Special Project: PeachCare, Contract Number:)

MeasurementYear: 2021

Enrollment by Product Line (ENPa)

Category	Enrollment																						
Age	LessThan1	1-4	5-9	10-14	15-17	18-19	20-24	25-29	30-34	35-39	40-44	45-49	50-54	55-59	60-64	65-69	70-74	75-79	80-84	85-89	90+	Unknown	Total
IndicatorKey	201007_20	200929_20	200971_20	200932_20	200935_20	200938_20	200941_20	200950_20	200953_20	200956_20	200959_20	200962_20	200974_20	200977_20	200980_20	200989_20	200992_20	200995_20	200998_20	201001_20	201004_20	201013_20	201010_20
MemberMonths	2003	63936	108144	125775	76239	24383	0	0	1	0	0	0	0	0	0	0	0	0	0	0	0	0	400481
Rate	167	5328	9012	10481	6353	2032	0	0	0	0	0	0	0	0	0	0	0	0	0	0	0	0	33373
AuditDesignation	R	R	R	R	R	R	R	R	R	R	R	R	R	R	R	R	R	R	R	R	R	R	R
Status	R	R	R	R	R	R	R	R	R	R	R	R	R	R	R	R	R	R	R	R	R	R	R

Appendix D: Department of Community Health, State of Georgia HEDIS Interactive Data Submission System Data for CareSource PeachCare for Kids®

CareSource Georgia Co. (Org ID: 287128, Sub ID: 15310, Medicaid, Special Area: Georgia, Special Project: PeachCare, Contract Number:)

MeasurementYear: 2021

Enrollment by Product Line (Dual) (ENPb)

Category	Enrollment																						
Age	LessThan1	1-4	5-9	10-14	15-17	18-19	20-24	25-29	30-34	35-39	40-44	45-49	50-54	55-59	60-64	65-69	70-74	75-79	80-84	85-89	90+	Unknown	Total
IndicatorKey	201007_21	200929_21	200971_21	200932_21	200935_21	200938_21	200941_21	200950_21	200953_21	200956_21	200959_21	200962_21	200974_21	200977_21	200980_21	200989_21	200992_21	200995_21	200998_21	201001_21	201004_21	201013_21	201010_21
MemberMonths																							
Rate																							
AuditDesignation	NR	NR	NR	NR	NR	NR	NR	NR	NR	NR	NR	NR	NR	NR	NR	NR	NR	NR	NR	NR	NR	NR	NR
Status	NR	NR	NR	NR	NR	NR	NR	NR	NR	NR	NR	NR	NR	NR	NR	NR	NR	NR	NR	NR	NR	NR	NR

Appendix D: Department of Community Health, State of Georgia HEDIS Interactive Data Submission System Data for CareSource PeachCare for Kids®

CareSource Georgia Co. (Org ID: 287128, Sub ID: 15310, Medicaid, Special Area: Georgia, Special Project: PeachCare, Contract Number:)

MeasurementYear: 2021

Enrollment by Product Line (Disabled) (ENPc)

Category	Enrollment																						
Age	LessThan1	1-4	5-9	10-14	15-17	18-19	20-24	25-29	30-34	35-39	40-44	45-49	50-54	55-59	60-64	65-69	70-74	75-79	80-84	85-89	90+	Unknown	Total
IndicatorKey	201007_22	200929_22	200971_22	200932_22	200935_22	200938_22	200941_22	200950_22	200953_22	200956_22	200959_22	200962_22	200974_22	200977_22	200980_22	200989_22	200992_22	200995_22	200998_22	201001_22	201004_22	201013_22	201010_22
MemberMonths																							
Rate																							
AuditDesignation	NR	NR	NR	NR	NR	NR	NR	NR	NR	NR	NR	NR	NR	NR	NR	NR	NR	NR	NR	NR	NR	NR	NR
Status	NR	NR	NR	NR	NR	NR	NR	NR	NR	NR	NR	NR	NR	NR	NR	NR	NR	NR	NR	NR	NR	NR	NR

Appendix D: Department of Community Health, State of Georgia HEDIS Interactive Data Submission System Data for CareSource PeachCare for Kids®

CareSource Georgia Co. (Org ID: 287128, Sub ID: 15310, Medicaid, Special Area: Georgia, Special Project: PeachCare, Contract Number:)

MeasurementYear: 2021

Enrollment by Product Line (Low Income) (ENPd)

Category	Enrollment																						
Age	LessThan1	1-4	5-9	10-14	15-17	18-19	20-24	25-29	30-34	35-39	40-44	45-49	50-54	55-59	60-64	65-69	70-74	75-79	80-84	85-89	90+	Unknown	Total
IndicatorKey	201007_23	200929_23	200971_23	200932_23	200935_23	200938_23	200941_23	200950_23	200953_23	200956_23	200959_23	200962_23	200974_23	200977_23	200980_23	200989_23	200992_23	200995_23	200998_23	201001_23	201004_23	201013_23	201010_23
MemberMonths																							
Rate																							
AuditDesignation	NR	NR	NR	NR	NR	NR	NR	NR	NR	NR	NR	NR	NR	NR	NR	NR	NR	NR	NR	NR	NR	NR	NR
Status	NR	NR	NR	NR	NR	NR	NR	NR	NR	NR	NR	NR	NR	NR	NR	NR	NR	NR	NR	NR	NR	NR	NR

Appendix D: Department of Community Health, State of Georgia HEDIS Interactive Data Submission System Data for CareSource PeachCare for Kids®

CareSource Georgia Co. (Org ID: 287128, Sub ID: 15310, Medicaid, Special Area: Georgia, Special Project: PeachCare, Contract Number:)

MeasurementYear: 2021

Language Diversity of Membership (LDM)

Category	SpokenSource			WrittenSource			OtherSource			SpokenPreferred				WrittenPreferred				OtherPreferred			
	HealthPlanDirect	CmsStateDatabases	Other3rdParty	HealthPlanDirect	CmsStateDatabases	Other3rdParty	HealthPlanDirect	CmsStateDatabases	Other3rdParty	English	NonEnglish	Declined	Unknown	English	NonEnglish	Declined	Unknown	English	NonEnglish	Declined	Unknown
IndicatorKey	201850_20	201845_20	201853_20	201843_20	201842_20	201844_20	201830_20	201829_20	201831_20	201849_20	201852_20	201847_20	201857_20	201822_20	201824_20	201820_20	201828_20	201835_20	201837_20	201833_20	201841_20
MemberCount	0	40359	0	0	0	40359	0	0	40359	37127	3034	0	198	0	0	0	40359	0	0	0	40359
Denominator	40359	40359	40359	40359	40359	40359	40359	40359	40359	40359	40359	40359	40359	40359	40359	40359	40359	40359	40359	40359	40359
Rate	0.00	100.00	0.00	0.00	0.00	100.00	0.00	0.00	100.00	91.99	7.52	0.00	0.49	0.00	0.00	0.00	100.00	0.00	0.00	0.00	100.00
AuditDesignation	R	R	R	R	R	R	R	R	R	R	R	R	R	R	R	R	R	R	R	R	R
Status	R	R	R	R	R	R	R	R	R	R	R	R	R	R	R	R	R	R	R	R	R

**Appendix D: Department of Community Health, State of Georgia
HEDIS Interactive Data Submission System Data for CareSource PeachCare for Kids®**

CareSource Georgia Co. (Org ID: 287128, Sub ID: 15310, Medicaid,
Special Area: Georgia, Special Project: PeachCare, Contract Number:)
MeasurementYear: 2021

Breast Cancer Screening (BCS-E)

IndicatorMetric	BreastCancerScreening
IndicatorKey	203602_10
InitialPopulation	0
ExclusionsByEHR	0
ExclusionsByCaseManagement	0
ExclusionsByHIERegistry	0
ExclusionsByAdmin	0
Exclusions	0
Denominator	0
NumeratorByEHR	0
NumeratorByCaseManagement	0
NumeratorByHIERegistry	0
NumeratorByAdmin	0
Numerator	0
Rate	
AuditDesignation	R
Status	NA

Appendix D: Department of Community Health, State of Georgia
HEDIS Interactive Data Submission System Data for CareSource PeachCare for Kids®

CareSource Georgia Co. (Org ID: 287128, Sub ID: 15310, Medicaid, Special Area:
Georgia, Special Project: PeachCare, Contract Number:)
MeasurementYear: 2021

Follow-Up Care for Children Prescribed ADHD Medication (ADD-E)

IndicatorMetric	Initiation	Continuation
IndicatorKey	203601_10	203600_10
InitialPopulationByEHR	0	0
InitialPopulationByCaseManagement	0	0
InitialPopulationByHIERegistry	0	0
InitialPopulationByAdmin	337	57
InitialPopulation	337	57
ExclusionsByEHR	0	0
ExclusionsByCaseManagement	0	0
ExclusionsByHIERegistry	0	0
ExclusionsByAdmin	0	0
Exclusions	0	0
Denominator	337	57
NumeratorByEHR	0	0
NumeratorByCaseManagement	0	0
NumeratorByHIERegistry	0	0
NumeratorByAdmin	144	35
Numerator	144	35
Rate	42.73	61.40
AuditDesignation	R	R
Status	R	R

**Appendix D: Department of Community Health, State of Georgia
HEDIS Interactive Data Submission System Data for CareSource PeachCare for Kids®**

CareSource Georgia Co. (Org ID: 287128, Sub ID: 15310, Medicaid, Special Area: Georgia, Special Project: PeachCare, Contract Number:)

MeasurementYear: 2021

Depression Screening and Follow-Up for Adolescents and Adults (DSF-E)

IndicatorMetric	Screening				FollowUp			
	12-17	18-64	65+	Total	12-17	18-64	65+	Total
IndicatorKey	202539_10	202540_10	202542_10	202543_10	202544_10	202545_10	202547_10	202548_10
InitialPopulation	11022	157	0	11179	11022	157	0	11179
ExclusionsByEHR	0	0	0	0	0	0	0	0
ExclusionsByCaseManagement	0	0	0	0	0	0	0	0
ExclusionsByHIERegistry	0	0	0	0	0	0	0	0
ExclusionsByAdmin	688	10	0	698	688	10	0	698
Exclusions	688	10	0	698	688	10	0	698
Denominator	10334	147	0	10481	1	0	0	1
NumeratorByEHR	0	0	0	0	0	0	0	0
NumeratorByCaseManagement	1	0	0	1	0	0	0	0
NumeratorByHIERegistry	0	0	0	0	0	0	0	0
NumeratorByAdmin	0	0	0	0	0	0	0	0
Numerator	1	0	0	1	0	0	0	0
Rate	0.01	0.00		0.01	0.00			0.00
AuditDesignation	R	R	R	R	R	R	R	R
Status	R	R	NA	R	NA	NA	NA	NA

Appendix D: Department of Community Health, State of Georgia HEDIS Interactive Data Submission System Data for CareSource PeachCare for Kids®

CareSource Georgia Co. (Org ID: 287128, Sub ID: 15310, Medicaid, Special Area: Georgia, Special Project: PeachCare, Contract Number:)

MeasurementYear: 2021

Utilization of the PHQ-9 to Monitor Depression Symptoms for Adolescents and Adults (DMS-E)

Indicator/Metric	PHQ9Utilization																			
	1					2					3					Total				
Age	12-17	18-44	45-64	65+	Total	12-17	18-44	45-64	65+	Total	12-17	18-44	45-64	65+	Total	12-17	18-44	45-64	65+	Total
IndicatorKey	203440_10	203443_10	203446_10	203449_10	203452_10	203442_10	203445_10	203448_10	203451_10	203454_10	203441_10	203444_10	203447_10	203450_10	203453_10	200753_20	200754_20	200755_20	200756_20	200757_20
InitialPopulationByEHR	0	0	0	0	0	0	0	0	0	0	0	0	0	0	0	0	0	0	0	0
InitialPopulationByCaseManagement	0	0	0	0	0	0	0	0	0	0	0	0	0	0	0	0	0	0	0	0
InitialPopulationByHIERegistry	0	0	0	0	0	0	0	0	0	0	0	0	0	0	0	0	0	0	0	0
InitialPopulationByAdmin	434	8	0	0	442	417	8	0	0	425	437	7	0	0	444	1288	23	0	0	1311
InitialPopulation	434	8	0	0	442	417	8	0	0	425	437	7	0	0	444	1288	23	0	0	1311
ExclusionsByEHR	0	0	0	0	0	0	0	0	0	0	0	0	0	0	0	0	0	0	0	0
ExclusionsByCaseManagement	0	0	0	0	0	0	0	0	0	0	0	0	0	0	0	0	0	0	0	0
ExclusionsByHIERegistry	0	0	0	0	0	0	0	0	0	0	0	0	0	0	0	0	0	0	0	0
ExclusionsByAdmin	75	2	0	0	77	80	2	0	0	82	73	2	0	0	75	228	6	0	0	234
Exclusions	75	2	0	0	77	80	2	0	0	82	73	2	0	0	75	228	6	0	0	234
Denominator	359	6	0	0	365	337	6	0	0	343	364	5	0	0	369	1060	17	0	0	1077
NumeratorByEHR	0	0	0	0	0	0	0	0	0	0	0	0	0	0	0	0	0	0	0	0
NumeratorByCaseManagement	0	0	0	0	0	0	0	0	0	0	0	0	0	0	0	0	0	0	0	0
NumeratorByHIERegistry	0	0	0	0	0	0	0	0	0	0	0	0	0	0	0	0	0	0	0	0
NumeratorByAdmin	0	0	0	0	0	0	0	0	0	0	0	0	0	0	0	0	0	0	0	0
Numerator	0	0	0	0	0	0	0	0	0	0	0	0	0	0	0	0	0	0	0	0
Rate	0.00	0.00			0.00	0.00	0.00			0.00	0.00	0.00			0.00	0.00	0.00			0.00
AuditDesignation	R	R	R	R	R	R	R	R	R	R	R	R	R	R	R	R	R	R	R	R
Status	R	NA	NA	NA	R	R	NA	NA	NA	R	R	NA	NA	NA	R	R	NA	NA	NA	R

**Appendix D: Department of Community Health, State of Georgia
HEDIS Interactive Data Submission System Data for CareSource PeachCare for Kids®**

CareSource Georgia Co. (Org ID: 287128, Sub ID: 15310, Medicaid, Special Area: Georgia, Special Project: PeachCare, Contract Number:)

MeasurementYear: 2021

Depression Remission or Response for Adolescents and Adults (DRR-E)

IndicatorMetric	FollowUp					Remission					Response				
	12-17	18-44	45-64	65+	Total	12-17	18-44	45-64	65+	Total	12-17	18-44	45-64	65+	Total
Age															
IndicatorKey	200773_20	200774_20	200775_20	200776_20	200777_20	200758_20	200759_20	200760_20	200761_20	200762_20	200763_20	200764_20	200765_20	200766_20	200767_20
InitialPopulationByEHR	0	0	0	0	0	0	0	0	0	0	0	0	0	0	0
InitialPopulationByCaseManagement	0	0	0	0	0	0	0	0	0	0	0	0	0	0	0
InitialPopulationByHIERegistry	0	0	0	0	0	0	0	0	0	0	0	0	0	0	0
InitialPopulationByAdmin	0	0	0	0	0	0	0	0	0	0	0	0	0	0	0
InitialPopulation	0	0	0	0	0	0	0	0	0	0	0	0	0	0	0
ExclusionsByEHR	0	0	0	0	0	0	0	0	0	0	0	0	0	0	0
ExclusionsByCaseManagement	0	0	0	0	0	0	0	0	0	0	0	0	0	0	0
ExclusionsByHIERegistry	0	0	0	0	0	0	0	0	0	0	0	0	0	0	0
ExclusionsByAdmin	0	0	0	0	0	0	0	0	0	0	0	0	0	0	0
Exclusions	0	0	0	0	0	0	0	0	0	0	0	0	0	0	0
Denominator	0	0	0	0	0	0	0	0	0	0	0	0	0	0	0
NumeratorByEHR	0	0	0	0	0	0	0	0	0	0	0	0	0	0	0
NumeratorByCaseManagement	0	0	0	0	0	0	0	0	0	0	0	0	0	0	0
NumeratorByHIERegistry	0	0	0	0	0	0	0	0	0	0	0	0	0	0	0
NumeratorByAdmin	0	0	0	0	0	0	0	0	0	0	0	0	0	0	0
Numerator	0	0	0	0	0	0	0	0	0	0	0	0	0	0	0
Rate															
AuditDesignation	R	R	R	R	R	R	R	R	R	R	R	R	R	R	R
Status	NA	NA	NA	NA	NA	NA	NA	NA	NA	NA	NA	NA	NA	NA	NA

**Appendix D: Department of Community Health, State of Georgia
HEDIS Interactive Data Submission System Data for CareSource PeachCare for Kids®**

CareSource Georgia Co. (Org ID: 287128, Sub ID: 15310, Medicaid, Special Area: Georgia, Special Project: PeachCare, Contract Number:)

MeasurementYear: 2021

Unhealthy Alcohol Use Screening and Follow-Up (ASF-E)

IndicatorMetric	Screening				FollowUp			
	18-44	45-64	65+	Total	18-44	45-64	65+	Total
IndicatorKey	202531_10	202532_10	202533_10	202534_10	202535_10	202536_10	202537_10	202538_10
InitialPopulation	157	0	0	157	157	0	0	157
ExclusionsByEHR	0	0	0	0	0	0	0	0
ExclusionsByCaseManagement	0	0	0	0	0	0	0	0
ExclusionsByHIERegistry	0	0	0	0	0	0	0	0
ExclusionsByAdmin	1	0	0	1	1	0	0	1
Exclusions	1	0	0	1	1	0	0	1
Denominator	156	0	0	156	0	0	0	0
NumeratorByEHR	0	0	0	0	0	0	0	0
NumeratorByCaseManagement	0	0	0	0	0	0	0	0
NumeratorByHIERegistry	0	0	0	0	0	0	0	0
NumeratorByAdmin	0	0	0	0	0	0	0	0
Numerator	0	0	0	0	0	0	0	0
Rate	0.00			0.00				
AuditDesignation	R	R	R	R	R	R	R	R
Status	R	NA	NA	R	NA	NA	NA	NA

Appendix D: Department of Community Health, State of Georgia
HEDIS Interactive Data Submission System Data for CareSource PeachCare for Kids®

CareSource Georgia Co. (Org ID: 287128, Sub ID: 15310, Medicaid, Special Area: Georgia,
Special Project: PeachCare, Contract Number:)

MeasurementYear: 2021

Adult Immunization Status (AIS-E)

IndicatorMetric	Influenza	TdTdap	Zoster
IndicatorKey	203430_10	203432_10	203433_10
InitialPopulationByEHR	0	0	0
InitialPopulationByCaseManagement	0	0	0
InitialPopulationByHIERegistry	0	0	0
InitialPopulationByAdmin	0	0	0
InitialPopulation	0	0	0
ExclusionsByEHR	0	0	0
ExclusionsByCaseManagement	0	0	0
ExclusionsByHIERegistry	0	0	0
ExclusionsByAdmin	0	0	0
Exclusions	0	0	0
Denominator	0	0	0
NumeratorByEHR	0	0	0
NumeratorByCaseManagement	0	0	0
NumeratorByHIERegistry	0	0	0
NumeratorByAdmin	0	0	0
Numerator	0	0	0
Rate			
AuditDesignation	R	R	R
Status	NA	NA	NA

Appendix D: Department of Community Health, State of Georgia
HEDIS Interactive Data Submission System Data for CareSource PeachCare for Kids®

CareSource Georgia Co. (Org ID: 287128, Sub ID: 15310, Medicaid, Special Area: Georgia, Special Project: PeachCare, Contract Number:)

MeasurementYear: 2021

Prenatal Immunization Status (PRS-E)

IndicatorMetric	Influenza	Tdap	Combination
IndicatorKey	203591_10	203592_10	203590_10
InitialPopulationByEHR	0	0	0
InitialPopulationByCaseManagement	0	0	0
InitialPopulationByHIERegistry	0	0	0
InitialPopulationByAdmin	16	16	16
InitialPopulation	16	16	16
ExclusionsByEHR	0	0	0
ExclusionsByCaseManagement	0	0	0
ExclusionsByHIERegistry	0	0	0
ExclusionsByAdmin	0	0	0
Exclusions	0	0	0
Denominator	16	16	16
NumeratorByEHR	0	0	0
NumeratorByCaseManagement	0	0	0
NumeratorByHIERegistry	1	1	0
NumeratorByAdmin	3	5	3
Numerator	4	6	3
Rate	25.00	37.50	18.75
AuditDesignation	R	R	R
Status	NA	NA	NA

Appendix D: Department of Community Health, State of Georgia
HEDIS Interactive Data Submission System Data for CareSource PeachCare for Kids®

CareSource Georgia Co. (Org ID: 287128, Sub ID: 15310, Medicaid, Special Area:
Georgia, Special Project: PeachCare, Contract Number:)

MeasurementYear: 2021

Prenatal Depression Screening and Follow-Up (PND-E)

IndicatorMetric	Screening	FollowUp
IndicatorKey	203604_10	203605_10
InitialPopulationByEHR	0	0
InitialPopulationByCaseManagement	0	0
InitialPopulationByHIERegistry	0	0
InitialPopulationByAdmin	16	16
InitialPopulation	16	16
ExclusionsByEHR	0	0
ExclusionsByCaseManagement	0	0
ExclusionsByHIERegistry	0	0
ExclusionsByAdmin	0	0
Exclusions	0	0
Denominator	16	0
NumeratorByEHR	0	0
NumeratorByCaseManagement	0	0
NumeratorByHIERegistry	0	0
NumeratorByAdmin	0	0
Numerator	0	0
Rate	0.00	
AuditDesignation	R	R
Status	NA	NA

Appendix D: Department of Community Health, State of Georgia
HEDIS Interactive Data Submission System Data for CareSource PeachCare for Kids®

CareSource Georgia Co. (Org ID: 287128, Sub ID: 15310, Medicaid, Special Area:
Georgia, Special Project: PeachCare, Contract Number:)
MeasurementYear: 2021

Postpartum Depression Screening and Follow-Up (PDS-E)

IndicatorMetric	Screening	FollowUp
IndicatorKey	203606_10	203607_10
InitialPopulationByEHR	0	0
InitialPopulationByCaseManagement	0	0
InitialPopulationByHIERegistry	0	0
InitialPopulationByAdmin	15	15
InitialPopulation	15	15
ExclusionsByEHR	0	0
ExclusionsByCaseManagement	0	0
ExclusionsByHIERegistry	0	0
ExclusionsByAdmin	0	0
Exclusions	0	0
Denominator	15	0
NumeratorByEHR	0	0
NumeratorByCaseManagement	0	0
NumeratorByHIERegistry	0	0
NumeratorByAdmin	0	0
Numerator	0	0
Rate	0.00	
AuditDesignation	R	R
Status	NA	NA