



State of Georgia
Department of Community Health

**Measurement Year (MY) 2021 Validation of
Performance Measures**
for
**Amerigroup Community Care
for Georgia Families 360°**

Measurement Period: Calendar Year 2021

Validation Period: January–June 2022

Publish Date: August 2022

Table of Contents

Validation Overview	1
Care Management Organization (CMO) Information	2
Performance Measures Validated	2
Description of Validation Activities	3
Pre-Audit Strategy	3
Validation Team	4
Technical Methods of Data Collection and Analysis	4
Virtual Audit Review Activities	5
Data Integration, Data Control, and Performance Measure Documentation	9
Data Integration	9
Data Control	9
Performance Measure Documentation	9
Validation Results	10
Medical Service Data (Claims and Encounters)	10
Enrollment Data	11
Provider Data	12
Medical Record Review Validation (MRRV)	12
Supplemental Data	13
Data Integration	13
Performance Measure Specific Findings	14
Appendix A. Data Integration and Control Findings.....	A-1
Appendix B. Denominator and Numerator Validation Findings.....	B-1
Appendix C. Performance Measure Rate Submission File.....	C-1
Appendix D. HEDIS Interactive Data Submission System Data	D-1

Validation Overview

The Centers for Medicare & Medicaid Services (CMS) requires that states, through their contracts with managed care organizations (MCOs), measure and report on performance to assess the quality and appropriateness of care and services provided to members. Title 42 of the Code of Federal Regulations (CFR) §438.350(a) requires states that contract with MCOs, prepaid inpatient health plans (PIHPs), prepaid ambulatory health plans (PAHPs), or a primary care case management (PCCM) entity to have a qualified external quality review organization (EQRO) perform an annual external quality review (EQR) that includes validation of contracted entity performance measures (42 CFR §438.358[b][1][ii]). HSAG conducted performance measure validation (PMV) for the Georgia Department of Community Health (DCH), validating the data collection and reporting processes used to calculate the performance measure rates by the MCOs (referred to by the State as care management organizations [CMOs]) in accordance with the CMS publication, *Protocol 2: Validation of Performance Measures: A Mandatory EQR-Related Activity*, October 2019.¹ The purpose of the PMV is to assess the accuracy of performance measures reported by the MCOs and to determine the extent to which performance measures reported by the MCOs follow State specifications and reporting requirements.

The DCH is responsible for administering the Medicaid program and the Children's Health Insurance Program (CHIP) in the State of Georgia. The State refers to its CHIP program as PeachCare for Kids[®]. Both programs include fee-for-service (FFS) and managed care components and deliver services through a statewide provider network. The FFS program has been in place since the inception of Medicaid in Georgia. The DCH contracts with four privately owned CMOs to deliver services to certain categories of members enrolled in the State's Medicaid and PeachCare for Kids[®] programs. Children in state custody, children receiving adoption assistance, and certain children in the juvenile justice system are enrolled in the Georgia Families 360[°] (GF 360[°]) managed care program. The Georgia Families (GF) program, implemented in 2006, serves all other Medicaid and PeachCare for Kids[®] managed care members not enrolled in the GF 360[°] program. Approximately 1.3 million beneficiaries are enrolled in the GF program.²

HSAG validated a set of performance measures identified by DCH that were calculated and reported by Amerigroup for its GF 360[°] population. The DCH identified the measurement period as calendar year (CY) 2021. HSAG conducted the validation in accordance with the CMS publication, *Protocol 2: Validation of Performance Measures: A Mandatory EQR-Related Activity*, October 2019.

¹ Department of Health and Human Services, Centers for Medicare & Medicaid Services. *EQR Protocol 2: Validation of Performance Measures: A Mandatory EQR-Related Activity*, October 2019. Available at: <https://www.medicaid.gov/medicaid/quality-of-care/downloads/2019-eqr-protocols.pdf>. Accessed on: May 10, 2022.

² Georgia Department of Community Health. Medicaid Management Information System. Georgia Families Monthly Adjustment Summary Report June 2016.

Care Management Organization (CMO) Information

Basic information about Amerigroup Community Care for Georgia Families 360° (Amerigroup 360°) appears in Table 1, including the office location(s) involved in the measurement year (MY) 2021 validation of performance measures audit. The audit review activity was conducted virtually between HSAG and Amerigroup 360°.

Table 1—Amerigroup 360° Information

CMO Location:	740 W. Peachtree St. NW
Audit Contact:	Danielle Lower
Contact Telephone Number:	470.259.6922
Contact Email Address:	danielle.lower@amerigroup.com
Virtual Audit Review Date:	March 29–March 30, 2022

Performance Measures Validated

HSAG validated rates for a set of performance measures selected by DCH for the GF 360° population. All performance measures were selected from CMS’ Core Set of Children’s Health Care Quality Measures for Medicaid and CHIP (Child Core Set)³ and Core Set of Adult Health Care Quality Measures for Medicaid (Adult Core Set)⁴. There were also two measures that were customized by DCH. The measurement period was identified by DCH as CY 2021 for all measures. Table 2 lists the performance measures that HSAG validated, the methodology (i.e., Administrative [Admin] or Hybrid) required by DCH for data collection, and the specifications required by DCH.

Table 2—List of MY 2021 Performance Measures for Amerigroup 360°

	Performance Measure	Acronym	Methodology	Measure Specifications
1	<i>Developmental Screening in the First Three Years of Life</i>	DEV-CH	Hybrid	Custom (Child Core Set)*
2	<i>Percentage of Eligibles Who Received Preventive Dental Services</i>	PDENT-CH	Admin	Child Core Set
3	<i>Percentage of Youth Readmitted to a Behavioral Health Facility or an Acute Care Facility with a Behavioral Health Primary Diagnosis (Crisis Stabilization Unit [CSU], Psychiatric Residential Treatment Facility</i>	N/A	Admin	Custom**

³ The Centers for Medicare & Medicaid Services. Core Set of Children’s Health Care Quality Measures for Medicaid and CHIP, March 2021.

⁴ The Centers for Medicare & Medicaid Services. Core Set of Adult Health Care Quality Measures for Medicaid, March 2021.

	Performance Measure	Acronym	Methodology	Measure Specifications
	<i>[PRTF], or Inpatient Acute Care Facility) Within 30 Days of Discharge</i>			
4	<i>Screening for Depression and Follow-Up Plan: Ages 12–17</i>	CDF-CH	Admin	Child Core Set
5	<i>Sealant Receipt on Permanent First Molars</i>	SFM-AD	Admin	Child Core Set
6	<i>Use of Multiple Concurrent Antipsychotics in Children and Adolescent</i>	APC	Admin	Custom**

*The CMOs followed the federal fiscal year (FFY) 2021 Child Core Set and applied the following modifications: All claims must have EP modifier 96110; claims that also have a UA modifier must be excluded as these indicate autism services.

**CMOs followed specifications provided by DCH.

In addition to the CMS Adult and Child Core Set measures audited by HSAG, DCH required Amerigroup 360° to report a selected set of Healthcare Effectiveness Data and Information Set (HEDIS®)⁵ measures to DCH. Amerigroup 360° was required to contract with a National Committee for Quality Assurance (NCQA)-licensed audit organization and undergo an NCQA HEDIS Compliance Audit™.⁶ Final audited HEDIS measure results from NCQA’s Interactive Data Submission System (IDSS) were submitted to HSAG and provided to DCH. Appendix D displays the final audited HEDIS MY 2021 results for all required measures.

Description of Validation Activities

Pre-Audit Strategy

HSAG conducted the validation activities as outlined in the CMS performance measure validation protocol. To complete the validation activities for Amerigroup 360°, HSAG obtained a list of the performance measures that were selected by DCH for validation.

HSAG then prepared a document request letter that was submitted to Amerigroup 360° outlining the steps in the performance measure validation process. The document request letter included a request for source code for each performance measure, a completed MY 2021 Information Systems Capabilities Assessment Tool (ISCAT), and any additional supporting documentation necessary to complete the audit. The letter also included an introduction to the medical record review validation (MRRV) process; a timetable for completion; and instructions for submission. HSAG responded to ISCAT-related questions received directly from Amerigroup 360° during the pre-audit phase.

Approximately one month prior to the virtual audit review, HSAG provided Amerigroup 360° with an agenda describing all virtual audit review activities and indicating the type of staff needed for each

⁵ HEDIS® is a registered trademark of the National Committee for Quality Assurance (NCQA).

⁶ NCQA HEDIS Compliance Audit™ is a trademark of the National Committee for Quality Assurance (NCQA).

session. HSAG also conducted a pre-audit review conference call with Amerigroup 360° to discuss review logistics and expectations, important deadlines, outstanding ISCAT documentation, and any questions from Amerigroup 360° regarding the process.

Validation Team

The HSAG Performance Measure Validation Team was composed of a lead auditor and several validation team members. HSAG assembled the team based on the skills required for the validation and requirements of Amerigroup 360°. Table 3 lists the validation team members, their roles, and their skills and expertise.

Table 3—Validation Team

Validation Team Member	Role/Skills/Expertise
Thomas D. Miller, MA, CHCA <i>Executive Director, State & Corporate Services</i>	Lead auditor; Certified HEDIS Compliance Auditor (CHCA), multiple years of auditing experience, HEDIS and performance measure knowledge, and statistics and analysis background.
David Robison, BS <i>Senior Auditor, DSAA</i>	Secondary auditor; multiple years of experience in the healthcare industry with expertise in health plan quality improvement, data integration, information systems, performance measure development, reporting, and auditing.
Advanced Analytics	Analytic Team—Provides analytic support, including source code review.

Technical Methods of Data Collection and Analysis

The CMS performance measure validation protocol identifies key types of data that should be reviewed as part of the validation process. The following list describes the type of data collected and how HSAG conducted an analysis of these data:

- **MY 2021 ISCAT:** Amerigroup 360° completed and submitted the required and relevant portions of its -ISCAT for HSAG’s review. HSAG used responses from the ISCAT to complete the pre-audit assessment of information systems.
- **Medical record documentation:** Amerigroup 360° completed the medical record section within the ISCAT. In addition, Amerigroup 360° submitted the following documentation for review: medical record hybrid tools and instructions, training materials for medical record review (MRR) staff members, and policies and procedures outlining the processes for monitoring the accuracy of the reviews performed by the review staff members.
- **Source code (programming language) for performance measures:** Amerigroup 360° was required to submit the source code used to calculate the performance measures under review by HSAG. HSAG reviewed the source code and performance measure generation process to ensure compliance with the measure specifications required by DCH.

- **Supporting documentation:** HSAG requested documentation that would provide reviewers with additional information to complete the validation process, including policies and procedures, file layouts, system flow diagrams, system log files, and data collection process descriptions. HSAG reviewed all supporting documentation, identifying issues or areas needing clarification for further follow-up.
- **Rate review:** Upon receiving the calculated rates from Amerigroup 360°, HSAG conducted a review on the reasonableness and integrity of the rates. The review included trending with prior year's rates and comparison of rates across all CMOs.

Virtual Audit Review Activities

HSAG conducted a virtual audit review with Amerigroup 360° on March 29–30, 2022. HSAG collected information using several methods, including interviews, system demonstrations, review of data output files, primary source verification, observation of data processing, and review of data reports. The virtual audit review activities are described as follows:

- **Opening meeting:** The opening meeting included an introduction of the validation team and key Amerigroup 360° staff members involved in the performance measure validation activities. The review purpose, the required documentation, basic meeting logistics, and queries to be performed were discussed.
- **Evaluation of system compliance:** The evaluation included a review of the information systems, focusing on the processing of claims and encounter data, provider data, patient data, and inpatient data. Additionally, the review evaluated the processes used to collect and calculate the performance measure rates, including accurate numerator and denominator identification and algorithmic compliance (which evaluated whether rate calculations were performed correctly, all data were combined appropriately, and numerator events were counted accurately).
- **Review of ISCAT and supporting documentation:** The review included processes used for collecting, storing, validating, and reporting performance measure rates. This session was designed to be interactive with key Amerigroup 360° staff members so that HSAG could obtain a complete picture of all the steps taken to generate the performance measure rates. The goal of the session was to obtain a confidence level as to the degree of compliance with written documentation compared to actual processes. HSAG conducted interviews to confirm findings from the documentation review, expand or clarify outstanding issues, and ascertain that written policies and procedures were used and followed in daily practice.
- **Overview of data integration and control procedures:** The overview included discussion and observation of source code logic, a review of how all data sources were combined, and a review of how the analytic file was produced for the reporting of selected performance measure rates. HSAG performed primary source verification to further validate the output files, reviewed backup documentation on data integration, and addressed data control and security procedures. HSAG also reviewed preliminary rates during this session, if available.
- **Closing conference:** The closing conference included a summation of preliminary findings based on the review of the ISCAT and the virtual audit review, and revisited the documentation requirements for any post-audit review activities.

HSAG conducted several interviews with key Amerigroup 360° staff members who were involved with performance measure reporting.

Table 4 displays a list of key Amerigroup 360° interviewees:

Table 4—List of Amerigroup 360° Interviewees

Name	Title
Danielle Lower	Interim Quality Director, Georgia (GA) Medicaid Quality Management (QM)
Derrica Butler	Clinical Quality Program Specialist, GA
Heather Taylor	Clinical Quality Program Admin, GA
Joanne Hunnicutt	Director I Government Business Division (GBD) QM—Tennessee (TN)
Sheryl Miltenberger	Manager II, TN Medicaid QM
Temyka Miller	QM Health Plan Director, Nevada (NV) QM
Kim Baden	HEDIS Manger, NV QM
Angela Evans	Program Consultant, HEDIS
Dorothy De Los Santos	Business Change Director
Gail Brown	Program Consultant, HEDIS
Greggory Cannavale	Staff Vice President, QM Data Management
Jennifer Camarro	Director, Clinical Information & Reporting
Patrick Sturgeon	Director, Business Information
Peter Cheng	Manager, Business Information
Jamie Holm	Business Information Developer Consultant, Senior Enterprise HEDIS
Amy Spagh	Medicaid TN, NV, and GA
Carrie Young	Medicaid (Front-End Demo) NV
Jamie Giron	Medicaid (File Processing/Technical) GA
Joyce LeTourneau	Medicaid (Front-End Demo) TN, GA
Karin Thetga	Medicaid (File Processing/Technical) NV
Snitha Krishnan	Medicaid (File Processing/Technical) TN
Geneva Massenburg	Enrollment Data Analyst III
Newk Newcomb	Staff Vice President, Provider Data Management
Rebekah Hensley-Martin	Manager II Credentialing—NV
Todd Hong	Manager I Medicaid State Operations Credentialing—TN
Craig Kurtz	Director I, Claims (GA/TN)

Name	Title
Karen Reed	Manager I, Claims (NV)
Leslie Langslow	Director II, Claims (NV)
Tomika Steele-Hilton	Electronic Data Interchange (EDI) Systems Analyst Advisor E Solutions
Arlene Garner	Director, Reporting & Data Analysis
Ashley DeLanis	Director, Network Management
Calvin Kam	GBD Finance Manager
Chelsea Coronado	Director, Provider Experience
Dominic Gaon	Provider Network Manager, Senior
Joy Cleveland	Regional Vice President I, Provider Solutions
Tiffany Saunders-Newey	Compliance Director
Vimal Asokan	Medicaid State Operations Director
Chris Watson	Vendor Management Consultant, Senior
Christine Swick	Director II Compliance, Rx
David Eason	Data Management
John Kuehn	Vendor Data Management, Dental/Vision
Kathleen King	Network Management, Dental/Vision
Kavitha Subramani	Data Management
Leigh Ann Cole	Clinical Delegation Oversight
Nagendra Ravilla	Data Management, Rx
Samantha McKinley	Director, Pharmacy Management, Rx
Rejinath Radhakrishnan	Director, Pharmacy Portfolio, IngenioRx
Joe Powers	Business Change Director
Andy Ly	Business Information Consultant
Brian Behnke	Business Consultant Senior, MRR Team
Jonathon Kinzel	Business Information Consultant, Senior
Kristina Lopez	Business Information Consultant, Senior
Latisha Adams	Manager, Business Information
Mindy Albrecht	Business Information Consultant
Neal T. Maron	Business Information Consultant
Sheila Nelson	Business Information Developer Consultant
Summer Blandburg	Systems Analyst Senior Advisor

Name	Title
Tawonna Ingram	Director, Clinical Quality Management
Ronald Franklin	Advanced Analytics Consultant
Lisa Hanshue	Business Information Consultant, GBD HEDIS
Harwanda Hancock-Rowel	Director, Restorative Nurse Assistant (RNA), Clinical Quality
Heather Hayhoe	Manager, RNA MCD
Judy Jusinski	Director, Training, Clinical Quality
Wanda Lee	Director, RNA, Clinical Quality
Michele Davis Ishmael	MRR
Jessica Bennett	Business Information Consultant, Senior
Lisa Vue	Business Information Consultant, Senior
David Reeves	Business Information Consultant, Senior, HEDIS—GA
Sheila Cason	Business Information Consultant, Senior—Demo for PSV
David Guzdowski	Business Information Consultant
Teaondra Dunlap	Manager II, Claims (WGS Claims Review—GA)

Data Integration, Data Control, and Performance Measure Documentation

There are several aspects crucial to the calculation of performance measure rates. These include data integration, data control, and documentation of performance measure rate calculations. Each of the following sections describes the validation processes used and the validation findings. For more detailed information, see Appendix A of this report.

Data Integration

Accurate data integration is essential for calculating valid performance measure rates. The steps used to combine various data sources (including claims/encounter data, eligibility data, and other administrative data) must be carefully controlled and validated. HSAG validated the data integration process used by Amerigroup 360°, which included a review of file consolidations or extracts, a comparison of source data to warehouse files, data integration documentation, source code, production activity logs, and linking mechanisms. Overall, HSAG determined that the data integration processes in place at Amerigroup 360° were:

- Acceptable
- Not acceptable

Data Control

Amerigroup 360°'s organizational infrastructure must support all necessary information systems; and its quality assurance practices and backup procedures must be sound to ensure timely and accurate processing of data, and to provide data protection in the event of a disaster. HSAG validated the data control processes Amerigroup 360° used which included a review of disaster recovery procedures, data backup protocols, and related policies and procedures. Overall, HSAG determined that the data control processes in place at Amerigroup 360° were:

- Acceptable
- Not acceptable

Performance Measure Documentation

Sufficient, complete documentation is necessary to support validation activities. While interviews and system demonstrations provided supplementary information, the majority of the validation review findings were based on documentation provided by Amerigroup 360°. HSAG reviewed all related documentation, which included the completed ISCAT, job logs, computer programming code, output files, workflow diagrams, narrative descriptions of performance measure calculations, and other related documentation. Overall, HSAG determined that the documentation of performance measure rate calculations by Amerigroup 360° was:

- Acceptable
- Not acceptable

Validation Results

HSAG evaluated Amerigroup 360°'s data systems for the processing of each data type used for reporting DCH performance measure rates. General findings are indicated below.

Medical Service Data (Claims and Encounters)

There were no concerns with Amerigroup 360°'s claims and encounter system or processes. Amerigroup 360°'s transactional system, Facets, had sufficient edits in place during pre-, concurrent, and post-processing of claims and encounters. Additionally, there were no system changes or conversions implemented by the CMO in 2021.

Overall, Amerigroup (including Amerigroup GF and Amerigroup 360°) reported that approximately 5.5 million claims were processed in MY 2021 with nearly 90 percent of the volume associated with professional claims. Paper claims accounted for just 1.3 percent of the claims and the percentage was similar across both institutional and professional claims with the majority of claims being received electronically via electronic data interchange (EDI) files. Paper claims were received through the CMO's document management system and scanned using an optical character recognition (OCR) process into the system by Amerigroup 360°'s vendor, Conduent. Paper claims that failed the process were routed to claims examiners trained on multiple markets for data entry into the system. Electronic EDI claims were submitted to and processed by three clearinghouses (i.e., Change Healthcare, Smart Data Solutions, and Availity) prior to intake and loading into Facets. During the virtual audit review, Amerigroup 360° noted that it has continued its transition toward the exclusive use of Availity; however, Amerigroup 360° continued to use all three clearinghouses in 2021. Claims and encounters were validated for compliance against the national standards, and each passed claim was matched to enrollment data in Facets. The pre-processing edits ensured the claims contained valid codes, member information, and provider information. Market-specific business rules were applied to claims, as applicable. Claims that failed compliance checks were returned via a 277 claims acknowledgement file. All claims were tracked from the point of receipt until they were loaded into Facets, and Amerigroup 360° conducted daily and weekly audits to ensure claims were processed accurately.

Amerigroup 360° also captured ancillary service data from external vendors, including pharmacy (CVS), dental (DentaQuest), and vision (Avesis) services needed to support performance measure reporting in Georgia. Vendors submitted data to Amerigroup 360° regularly, and the data were tracked and trended by the CMO to ensure files were complete and accurate. The CMO established detailed service level agreements (SLAs) with each vendor to define oversight requirements, data submission performance standards (i.e., timeliness and quality), and formal audit procedures. Encounters were received electronically and underwent front-end edits to assess the accuracy of incoming files and monitor the completeness of data. A series of bi-weekly and monthly reports were generated to track data loads, file rejections, and reconciliation with cash disbursement. Additionally, the CMO conducted monthly and quarterly meetings with vendors and performed an annual audit. Amerigroup 360°'s oversight of this process ensured that all relevant data were captured prior to measure production. The auto-adjudication rate was 91.9 percent in Georgia during 2021.

Amerigroup 360° noted that all encounters, both paid and denied, were submitted to the State regularly; only claims rejected back to providers were withheld from encounter submission since they did not have a final disposition. Amerigroup 360° sent all required medical, dental, vision, and pharmacy encounters to Gainwell Technologies (Gainwell) in alignment with DCH encounter reporting requirements.

Based on its review of ISCAT responses, audit interviews, and a virtual demonstration, HSAG confirmed that core information systems captured appropriate, standard coding schemes as required for reporting. Amerigroup 360° only used standard claim forms for each service type (i.e., dental, professional, institutional, and pharmacy).

Enrollment Data

There were no concerns with Amerigroup 360°'s membership and enrollment data systems or processes. Amerigroup 360°'s transactional system, Facets, was used as the system of record for enrollment and eligibility information. No system changes or conversions were implemented by the CMO in 2021. Amerigroup 360° experienced a 3.4 percent increase in its population between January and December 2021. Membership trends were reviewed and discussed during the virtual audit review and were consistent with membership changes in other markets.

Amerigroup 360° received daily 834 enrollment files electronically from the State's enrollment broker, Gainwell, along with a full reconciliation file once per month. The daily 834 enrollment files were processed through batch jobs and included member additions, deletions, and modifications as well as membership race-specific data. The CMO checked the 834 enrollment files for compliance using a Facets Editing Tool (FET) to apply front-end quality checks prior to loading the records into Facets. Amerigroup 360° reviewed membership reconciliation reports that compared file counts received from the State versus files loaded into Facets to ensure all records loaded correctly to Facets as anticipated. Any identified errors were researched by the enrollment analyst, which included completing steps to review the member data directly in the State's website. Members with duplicate identifiers were merged into a single record based on the State's most recent identification number. After all corrections were completed, the enrollment data were re-run through the FET to ensure any issues had been fully resolved before being loaded into Facets. There was no backlog in processing enrollment data during 2021. Using the aid codes provided on the enrollment files, Amerigroup 360° was able to identify and separate the GF 360° population from the GF population when reporting on each measure.

Amerigroup 360° indicated it completed a member linkage enhancement in 2021 that allowed the CMO to link a member across different products (e.g., commercial, Medicare, Medicaid, etc.) regardless of State and local health plan. Amerigroup 360° assigned a Master Consumer ID (MCID) in MY 2021 to uniquely identify individuals and link a member across products. During the virtual audit review, Amerigroup 360° confirmed that Medicaid members were evaluated in MY 2021 within markets and product lines, and that no mapping to commercial or Medicare was conducted. Further, Amerigroup 360° confirmed that within the Medicaid designation, members retain the same Facets Subscriber ID. Once processed in Facets, Amerigroup 360° transmitted enrollment data to downstream vendors and delegated entities on a timely basis to support member services. Amerigroup 360°'s Facets system

captured all relevant fields from the State's enrollment files and continued to monitor daily file updates, cancelations, and renewals.

Amerigroup 360° demonstrated the Facets enrollment module during the virtual audit review, and HSAG verified that Facets accurately captured each member's enrollment history and relevant data elements required for performance measure reporting.

Provider Data

There were no concerns with Amerigroup 360°'s provider data systems or processes. Amerigroup 360°'s credentialing system, Cactus, managed the provider enrollment and contracting processes, including the capture of key provider data elements—i.e., board certification and specialties, demographics, and contract details. Provider information was extracted from Cactus and loaded to Facets through scheduled extract, transform, and load (ETL) processes nightly. The CMO had a systematic process to capture, review, and update provider credentialing and specialty data in both systems. The two systems were linked using Facets' common practitioner identifiers, and used to feed changes to provider data based on individual market requirements. Amerigroup 360° implemented daily, weekly, and monthly edit checks on provider data submitted via claims. Additionally, the CMO's audit team reviewed 25 percent of all completed records for accuracy and completeness each month. Amerigroup 360°'s oversight of its delegates contracted for credentialing and recredentialing activities also met industry standards.

Amerigroup 360° demonstrated the Facets and Cactus provider systems during the virtual audit review, and HSAG verified that both systems accurately captured key provider characteristics, including specialty. HSAG found Amerigroup 360° to be compliant with the credentialing and assignment of individual provider specialties in both systems.

Medical Record Review Validation (MRRV)

There were no concerns with Amerigroup 360°'s MRR policies and procedures. Amerigroup 360° had well-established MRR processes and qualified internal staff members performing MRR abstraction under experienced supervision. Convenience sample validation was not required since Amerigroup 360° passed medical record review validation (MRRV) for the hybrid measure in the prior year and the CMO's process did not change significantly from the prior year.

HSAG confirmed that Amerigroup 360° sampled according to CMS Core Set sampling guidelines. Provider chase logic was reviewed and determined to be appropriate for the hybrid measure under review. MRR policies and procedures indicated that clinical quality staff members and MRR abstractors underwent annual training and abstractions were regularly overread by experienced nurses.

Similar to past years, the CMO contracted with Ciox and ShareCare to support chase and procurement activities, while internal staff members abstracted, data entered, and conducted quality assurance oversight during MY 2021. All qualified staff members were trained in the *Developmental Screening in the First Three Years of Life (DEV-CH)* Child Core Set specifications and in the use of Reveleer's

abstraction tools. Inovalon’s Quality Spectrum Hybrid Reporter (QSHR) was used to generate the hybrid samples and build out medical record chase reports. Reveleer’s software was used to track, manage, and accurately conduct MRRs. Once chart review was completed, data from Reveleer was exported and uploaded to Amerigroup 360°’s secure file transfer protocol (FTP) site where the medical record data were ingested into QSHR for integration with Inovalon’s HEDIS calculation engine.

HSAG’s clinical team reviewed Reveleer’s hybrid tool and participated in a live demonstration of the MRR application to determine compliance with the Child Core Set specifications. HSAG approved the tool for use in MY 2021.

Amerigroup 360° completed MRR and submitted final counts on May 6, 2022. Amerigroup 360° passed the final MRRV for the *DEV-CH* measure; individual results are presented in Table 5.

Table 5—MRRV Results for Amerigroup 360°

Performance Measure	Sample Size	Status	Final Results
<i>DEV-CH</i>	6	Pass	No critical errors were confirmed.

Supplemental Data

Supplemental data validation was not under the scope of the PMV audit. However, processes to incorporate vendor data were identified and reported in the Medical Service Data section.

Data Integration

There were no concerns with Amerigroup 360°’s data pre-production, data integration, and reporting processes. Amerigroup 360° described its processes thoroughly and confirmed that there were no significant changes to its systems and protocols since the prior year.

Facets continued to serve as the source of data for measure production and reporting. Amerigroup 360° used a checklist process to validate record counts, and load reports were produced to ensure that data were accurately transferred into the corporate HEDIS data warehouse. In case of any issues during the loading process, notifications were sent to the responsible business users for examination. Also, Amerigroup 360° had a robust quality control process in place to track the data load process for all sources. Data were mapped appropriately according to the measure specifications. Amerigroup 360° provided a thorough explanation of the data flow process within its systems.

Amerigroup 360° continued to contract with Inovalon to support the calculation of the non-HEDIS, CMS Core Set measures within the scope of HSAG’s audit. Inovalon was responsible for maintaining all aspects of the Quality Spectrum Insight XL (QSI-XL) application; however, Amerigroup 360° managed all processes, including data load, rate production, and reporting. Amerigroup 360° loaded its data and monitored the status via the iPORT platform hosted by Inovalon.

In coordination with Amerigroup 360° and Inovalon, HSAG conducted a virtual review of all source code used to generate the performance measures. HSAG evaluated the code to ensure compliance with the measure specifications required by the State; all source code was approved.

During the virtual audit review, HSAG performed primary source verification (PSV) on the following measures: *Percentage of Eligibles Who Received Preventive Dental Services (PDENT-CH)* and *Use of Multiple Concurrent Antipsychotics in Children and Adolescents (APC)*. HSAG reviewed members’ source data to confirm the eligibility, provider specialty, and services performed for each selected measure. Additional follow-up was required after the virtual audit review, and Amerigroup 360° uploaded additional documentation to support the inclusion of selected PSV cases. All documentation and screenshots demonstrated compliance.

Amerigroup 360° submitted final rates in May, which were benchmarked, trended, and reviewed. During rate review, an issue was identified with the *DEV-CH* measure in which the administrative and hybrid rates were calculated using different methodologies, resulting in significantly lower performance in MY 2021 relative to prior year rates. Once the issue was identified, follow-up was conducted, and all calculation issues were successfully resolved. All measure rates were designated reportable.

HSAG recommends that Amerigroup 360° develop internal reporting guidelines and checklists to ensure the appropriate methodology is applied to market-specific measure rates.

Performance Measure Specific Findings

Based on all validation activities, HSAG determined validation results for each performance measure rate. HSAG provided an audit result for each performance measure as defined in Table 6.

Table 6—Audit Results and Definitions for Performance Measures

Reportable (R)	Measure data were compliant with the specifications required by the state.
Do Not Report (DNR)	Measure data were materially biased.

According to the CMS protocol, the audit result for each performance measure rate is determined by the magnitude of the errors detected for the audit elements, not by the number of audit elements determined to be noncompliant based on the review findings. Consequently, an error for a single audit element may result in a designation of “DNR” because the impact of the error associated with that element biased the reported performance measure rate by more than 5 percentage points. Conversely, it is also possible that several audit element errors may have little impact on the reported rate, leading to an audit result of “R.”

Table 7 displays the key review findings and final audit results for Amerigroup 360° for each performance measure rate. For additional information regarding performance measure rates, see Appendix C of this report.

Table 7—Key Review Findings and Audit Results for Amerigroup 360°

Performance Measures		Key Review Findings	Audit Results
1	<i>Developmental Screening in the First Three Years of Life</i>	No concerns.	R
2	<i>Percentage of Eligibles Who Received Preventive Dental Services</i>	No concerns.	R
3	<i>Percentage of Youth Readmitted to a Behavioral Health Facility or an Acute Care Facility with a Behavioral Health Primary Diagnosis (CSU, PRTE, or Inpatient Acute Care Facility) Within 30 Days of Discharge</i>	No concerns.	R
4	<i>Screening for Depression and Follow-Up Plan: Ages 12—17</i>	No concerns.	R
5	<i>Sealant Receipt on Permanent First Molars</i>	No concerns.	R
6	<i>Use of Multiple Concurrent Antipsychotics in Children and Adolescent</i>	No concerns.	R

Appendix A. Data Integration and Control Findings

Documentation Worksheet

CMO Name:	Amerigroup Community Care for Georgia Families 360°
Virtual Audit Review Date:	March 29–30, 2022
Reviewer(s):	Thomas D. Miller, MA, CHCA and David Robison, BS

Table A-1—Data Integration and Control Findings for Amerigroup 360°

Data Integration and Control Element	Met	Not Met	N/A	Comments
Accuracy of data transfers to assigned performance measure data repository.				
The CMO accurately and completely processes transfer data from the transaction files (e.g., membership, provider, encounter/claims) into the performance measure data repository used to keep the data until the calculations of the performance measure rates have been completed and validated.	<input checked="" type="checkbox"/>	<input type="checkbox"/>	<input type="checkbox"/>	Data used to calculate performance measures were captured and stored in Amerigroup 360°'s core system, Facets. Production data were copied into Amerigroup 360°'s corporate HEDIS reporting database prior to transferring data to the QSI-XL measure platform.
Samples of data from the performance measure data repository are complete and accurate.	<input checked="" type="checkbox"/>	<input type="checkbox"/>	<input type="checkbox"/>	Compliant; no issues or concerns.
Accuracy of file consolidations, extracts, and derivations.				
The CMO's processes to consolidate diversified files and to extract required information from the performance measure data repository are appropriate.	<input checked="" type="checkbox"/>	<input type="checkbox"/>	<input type="checkbox"/>	Compliant; no issues or concerns.
Actual results of file consolidations or extracts are consistent with those that should have resulted according to documented algorithms or specifications.	<input checked="" type="checkbox"/>	<input type="checkbox"/>	<input type="checkbox"/>	Source code was approved; no issues or concerns.
Procedures for coordinating the activities of multiple subcontractors ensure the accurate, timely, and complete integration of data into the performance measure database.	<input checked="" type="checkbox"/>	<input type="checkbox"/>	<input type="checkbox"/>	Compliant; no issues or concerns.
Computer program reports or documentation reflect vendor coordination activities, and no data necessary for performance measure reporting are lost or inappropriately modified during transfer.	<input checked="" type="checkbox"/>	<input type="checkbox"/>	<input type="checkbox"/>	Compliant; no issues or concerns.

Data Integration and Control Element	Met	Not Met	N/A	Comments
If the CMO uses a performance measure data repository, its structure and format facilitates any required programming necessary to calculate and report required performance measure rates.				
The performance measure data repository’s design, program flow charts, and source codes enable analyses and reports.	<input checked="" type="checkbox"/>	<input type="checkbox"/>	<input type="checkbox"/>	Compliant; no issues or concerns.
Proper linkage mechanisms are employed to join data from all necessary sources (e.g., identifying a member with a given disease/condition).	<input checked="" type="checkbox"/>	<input type="checkbox"/>	<input type="checkbox"/>	Source code was approved; no issues or concerns.
Assurance of effective management of report production and of the reporting software.				
Documentation governing the production process, including CMO production activity logs and the CMO staff review of report runs, is adequate.	<input checked="" type="checkbox"/>	<input type="checkbox"/>	<input type="checkbox"/>	Compliant; no issues or concerns.
Prescribed data cutoff dates are followed.	<input checked="" type="checkbox"/>	<input type="checkbox"/>	<input type="checkbox"/>	Compliant; no issues or concerns.
The CMO retains copies of files or databases used for performance measure reporting in case results need to be reproduced.	<input checked="" type="checkbox"/>	<input type="checkbox"/>	<input type="checkbox"/>	Compliant; no issues or concerns.
The reporting software program is properly documented with respect to every aspect of the performance measure data repository, including building, maintaining, managing, testing, and report production.	<input checked="" type="checkbox"/>	<input type="checkbox"/>	<input type="checkbox"/>	Compliant; no issues or concerns.
The CMO’s processes and documentation comply with the CMO standards associated with reporting program specifications, code review, and testing.	<input checked="" type="checkbox"/>	<input type="checkbox"/>	<input type="checkbox"/>	Compliant; no issues or concerns.

Appendix B. Denominator and Numerator Validation Findings

Reviewer Worksheets

CMO Name:	Amerigroup Community Care for Georgia Families 360°
Virtual Site Visit Date:	March 29–30, 2022
Reviewers:	Thomas D. Miller, MA, CHCA and David Robison, BS

Table B-1—Denominator Validation Findings for Amerigroup 360°

Audit Element	Met	Not Met	N/A	Comments
For each of the performance measures, all members of the relevant populations identified in the performance measure specifications are included in the population from which the denominator is produced.	<input checked="" type="checkbox"/>	<input type="checkbox"/>	<input type="checkbox"/>	Source code was approved; no issues or concerns.
Adequate programming logic or source code exists to appropriately identify all relevant members of the specified denominator population for each of the performance measures.	<input checked="" type="checkbox"/>	<input type="checkbox"/>	<input type="checkbox"/>	Source code was approved; no issues or concerns.
The CMO correctly calculates member months and member years if applicable to the performance measure.	<input type="checkbox"/>	<input type="checkbox"/>	<input checked="" type="checkbox"/>	Member month calculations were not applicable to the audit scope.
The CMO properly evaluates the completeness and accuracy of any codes used to identify medical events, such as diagnoses, procedures, or prescriptions, and these codes are appropriately identified and applied as specified in each performance measure.	<input checked="" type="checkbox"/>	<input type="checkbox"/>	<input type="checkbox"/>	Source code was approved; no issues were identified.
If any time parameters are required by the specifications of the performance measure, they are followed (e.g., cutoff dates for data collection, counting 30 calendar days after discharge from a hospital).	<input checked="" type="checkbox"/>	<input type="checkbox"/>	<input type="checkbox"/>	Source code was approved; no issues were identified.
Exclusion criteria included in the performance measure specifications are followed.	<input checked="" type="checkbox"/>	<input type="checkbox"/>	<input type="checkbox"/>	Source code was approved; no issues were identified.
Systems or methods used by the CMO to estimate populations when they cannot be accurately or completely counted (e.g., newborns) are valid.	<input checked="" type="checkbox"/>	<input type="checkbox"/>	<input type="checkbox"/>	Source code was approved; no issues were identified.

Table B-2—Numerator Validation Findings for Amerigroup 360°

Audit Element	Met	Not Met	N/A	Comments
The CMO uses the appropriate data, including linked data from separate data sets, to identify the entire at-risk population.	<input checked="" type="checkbox"/>	<input type="checkbox"/>	<input type="checkbox"/>	Source code was approved; no issues were identified.
Qualifying medical events (such as diagnoses, procedures, prescriptions, etc.) are properly identified and confirmed for inclusion in terms of time and services.	<input checked="" type="checkbox"/>	<input type="checkbox"/>	<input type="checkbox"/>	Source code was approved; no issues were identified.
The CMO avoids or eliminates all double-counted members or numerator events.	<input checked="" type="checkbox"/>	<input type="checkbox"/>	<input type="checkbox"/>	Source code was approved; no issues were identified.
Any nonstandard codes used in determining the numerator are mapped to a standard coding scheme in a manner that is consistent, complete, and reproducible, as evidenced by a review of the programming logic or a demonstration of the program.	<input checked="" type="checkbox"/>	<input type="checkbox"/>	<input type="checkbox"/>	Source code was approved; no issues were identified.
If any time parameters are required by the specifications of the performance measure, they are followed (i.e., the measured event occurred during the time period specified or defined in the performance measure).	<input checked="" type="checkbox"/>	<input type="checkbox"/>	<input type="checkbox"/>	Source code was approved; no issues were identified.



Appendix C. Performance Measure Rate Submission File

Appendix C contains Amerigroup 360°'s final audited performance measure rate submission file.

**Appendix C: Department of Community Health, State of Georgia
Validated MY 2021 Performance Measures for Amerigroup GF 360° GF and PeachCare for Kids® Populations**

Georgia Department of Community Health (DCH) Performance Measure Data Submission for Amerigroup's Georgia Families 360° (GF 360°) Population	
State Fiscal Year (SFY) 2022 Reporting/Measurement Period: Calendar Year 2021	
Date Submitted: <i>(Please enter the date each time a new version is submitted)</i>	06.15.22
CMO Name:	Amerigroup Community Care GF 360°
CMO Contact:	Heather Taylor
Contact Phone Number:	678.587.4914
Contact Email Address:	heather.taylor@amerigroup.com
Comments:	

**Appendix C: Department of Community Health, State of Georgia
Validated MY 2021 Performance Measures for Amerigroup GF 360° GF and PeachCare for Kids® Populations**

Audit Review Table—To Be Completed by Auditor					
	Performance Measure	Acronym	Population	Audit Designation	Comments
1	<u>Developmental Screening in the First Three Years of Life</u>	DEV	GF 360°	Reportable (R)	All steps required to collect numerator and denominator elements and calculate the measure were successfully met. No issues or concerns.
2	<u>Percentage of Eligibles Who Received Preventive Dental Services</u>	PIDENT	GF 360°	Reportable (R)	All steps required to collect numerator and denominator elements and calculate the measure were successfully met. No issues or concerns.
3	<u>Percentage of Youth Readmitted to a Behavioral Health Facility or an Acute Care Facility with a Behavioral Health Primary Diagnosis Within 30 Days of Discharge</u>	BH-Readmit	GF 360°	Reportable (R)	All steps required to collect numerator and denominator elements and calculate the measure were successfully met. No issues or concerns.
4	<u>Screening for Depression and Follow-Up Plan</u>	CDF	GF 360°	Reportable (R)	All steps required to collect numerator and denominator elements and calculate the measure were successfully met. No issues or concerns.
5	<u>Sealant Receipt on Permanent First Molars</u>	SFM	GF 360°	Reportable (R)	All steps required to collect numerator and denominator elements and calculate the measure were successfully met. No issues or concerns.

**Appendix C: Department of Community Health, State of Georgia
Validated MY 2021 Performance Measures for Amerigroup GF 360° GF and PeachCare for Kids® Populations**

Developmental Screening in the First Three Years of Life (DEV) for Amerigroup's GF 360° Population					
Data Element	General Measure Data	Age 1	Age 2	Age 3	Total
Measurement Year	2021				
Data Collection Methodology:	Hybrid				
Eligible Population		406	733	860	1,999
Number of Numerator Events by Administrative Data in Eligible Population		249	424	512	1,185
Current Year's Administrative Rate		61.33%	57.84%	59.53%	59.28%
Minimum Required Sample Size (MRSS) Per Age Band					0
Oversampling Rate					0.00
Number of Oversample Records		0	0	0	0
Records Added from the Oversample List					0
Denominator (Per Age Band)		137	137	137	411
Numerator Events by Administrative Data		80	77	92	249
Numerator Events by Medical Records		8	12	10	30
Numerator Events by Supplemental Data					0
Reported Rate		64.23%	64.96%	74.45%	67.88%

Note: If NA is displayed in place of the rate, this indicates the denominator was too small (i.e., <30) to report a valid rate.

Appendix C: Department of Community Health, State of Georgia
Validated MY 2021 Performance Measures for Amerigroup GF 360° GF and PeachCare for Kids® Populations

Percentage of Eligibles Who Received Preventive Dental Services (PDENT) for Amerigroup's GF 360° Population	
Data Element	General Measure Data
Measurement Year	2021
Data Collection Methodology (Administrative)	A
Eligible Population	27,798
Number of Exclusions	0
Denominator	27,798
Numerator Events by Administrative Data	17,248
Reported Rate	62.05%

Note: If NA is displayed in place of the rate, this indicates the denominator was too small (i.e., <30) to report a valid rate.

**Appendix C: Department of Community Health, State of Georgia
Validated MY 2021 Performance Measures for Amerigroup GF 360° GF and PeachCare for Kids® Populations**

Percentage of Youth Readmitted to a Behavioral Health Facility or an Acute Care Facility with a Behavioral Health Primary Diagnosis Within 30 Days of Discharge (BH-Readmit) for Amerigroup's GF 360° Population						
Data Element	General Measure Data	<u>Quarter 1</u> Readmission within 30 Days	<u>Quarter 2</u> Readmission within 30 Days	<u>Quarter 3</u> Readmission within 30 Days	<u>Quarter 4</u> Readmission within 30 Days	Total
Measurement Year	2021					
Data Collection Methodology (Administrative)	A					
Eligible Population		568	537	435	404	1,944
Number of Required Exclusions		0	0	0	0	0
Numerator Events by Administrative Data		57	55	39	32	183
Reported Rate		10.04%	10.24%	8.97%	7.92%	9.41%

Note: If NA is displayed in place of the rate, this indicates the denominator was too small (i.e., <30) to report a valid rate.

**Appendix C: Department of Community Health, State of Georgia
Validated MY 2021 Performance Measures for Amerigroup GF 360° GF and PeachCare for Kids® Populations**

Screening for Depression and Follow-Up Plan (CDF) for Amerigroup's GF 360° Population			
Data Element	General Measure Data	12–17 Years	18–64 Years
Measurement Year	2021		
Data Collection Methodology (Administrative)	A		
Eligible Population (members with an outpatient visit during the measurement year)		9,403	3,207
Number of Exclusions		1,722	560
Number of Exceptions		2	0
Denominator (eligible population minus exclusions and exceptions)		7,679	2,647
Total of Numerator Events: Number of members with a positive screen for depression during an outpatient visit using a standardized tool with a follow-up plan documented - AND - Number of members with a negative screen for depression during an outpatient visit using a standardized tool		243	53
Reported Rate		3.16%	2.00%

Note: If NA is displayed in place of the rate, this indicates the denominator was too small (i.e., <30) to report a valid rate.

Appendix C: Department of Community Health, State of Georgia
Validated MY 2021 Performance Measures for Amerigroup GF 360° GF and PeachCare for Kids® Populations

Sealant Receipt on Permanent First Molars (SFM) for Amerigroup's GF 360° Population			
Data Element	General Measure Data	At Least One Sealant	All Four Molars Sealed
Measurement Year	2021		
Data Collection Methodology (Administrative)	A		
Eligible Population		1,161	1,161
Number of Required Exclusions		0	0
Numerator Events by Administrative Data		194	125
Numerator Events by Supplemental Data		0	0
Reported Rate		16.71%	10.77%

Note: If NA is displayed in place of the rate, this indicates the denominator was too small (i.e., <30) to report a valid rate.

**Appendix C: Department of Community Health, State of Georgia
Validated MY 2021 Performance Measures for Amerigroup GF 360° GF and PeachCare for Kids® Populations**

Use of Multiple Concurrent Antipsychotics in Children and Adolescents (APC) for Amerigroup's GF 360° Population					
Data Element	General Measure Data	1-5 Years	6-11 Years	12-17 Years	Total
Measurement Year	2021				
Data Collection Methodology:	Admin				
Eligible Population		11	469	939	1,419
Numerator Events by Administrative Data		0	9	30	39
Reported Rate		NA	1.92%	3.19%	2.75%

Note: If NA is displayed in place of the rate, this indicates the denominator was too small (i.e., <30) to report a valid rate.



Appendix D. HEDIS Interactive Data Submission System Data

Appendix D contains Amerigroup 360°'s reported IDSS data from its NCQA HEDIS Compliance Audit.

**Appendix D: Department of Community Health, State of Georgia
HEDIS Interactive Data Submission System Data for Amerigroup GF 360°**

Audit Review Table					
AMGP Georgia Managed Care Company, Inc. d/b/a Amerigroup Community Care (Org ID: 7359, Sub ID: 12792, Medicaid, Spec Area: Georgia, Spec Proj: GA 360, Contract Number: None)					
Measurement Year - 2021; Date & Timestamp - 6/14/2022 10:07:00 AM					
This submission is on the stage: Submission Finalized					
Measure/Data Element	Benefit Offered	Rate	Status	Audit Designation	Comment
Effectiveness of Care					
Weight Assessment and Counseling for Nutrition and Physical Activity for Children/Adolescents (WCC)					
<i>Weight Assessment and Counseling for Nutrition and Physical Activity for Children/Adolescents - BMI percentile (Total)</i>		85.16%	R	R	Reported
<i>Weight Assessment and Counseling for Nutrition and Physical Activity for Children/Adolescents - Counseling for Nutrition (Total)</i>		83.7%	R	R	Reported
<i>Weight Assessment and Counseling for Nutrition and Physical Activity for Children/Adolescents - Counseling for Physical Activity (Total)</i>		81.02%	R	R	Reported
Childhood Immunization Status (CIS)					
<i>Childhood Immunization Status - DTaP</i>		85.4%	R	R	Reported
<i>Childhood Immunization Status - IPV</i>		94.4%	R	R	Reported
<i>Childhood Immunization Status - MMR</i>		96.11%	R	R	Reported
<i>Childhood Immunization Status - HiB</i>		92.46%	R	R	Reported
<i>Childhood Immunization Status - Hepatitis B</i>		94.16%	R	R	Reported
<i>Childhood Immunization Status - VZV</i>		96.35%	R	R	Reported
<i>Childhood Immunization Status - Pneumococcal Conjugate</i>		82.73%	R	R	Reported
<i>Childhood Immunization Status - Hepatitis A</i>		95.86%	R	R	Reported
<i>Childhood Immunization Status - Rotavirus</i>		68.61%	R	R	Reported
<i>Childhood Immunization Status - Influenza</i>		51.09%	R	R	Reported
<i>Childhood Immunization Status - Combo 3</i>		79.08%	R	R	Reported
<i>Childhood Immunization Status - Combo 7</i>		64.48%	R	R	Reported
<i>Childhood Immunization Status - Combo 10</i>		39.66%	R	R	Reported
Immunizations for Adolescents (IMA)					
<i>Immunizations for Adolescents - Meningococcal</i>		87.35%	R	R	Reported
<i>Immunizations for Adolescents - Tdap</i>		86.62%	R	R	Reported
<i>Immunizations for Adolescents - HPV</i>		46.47%	R	R	Reported
<i>Immunizations for Adolescents - Combination 1</i>		85.64%	R	R	Reported
<i>Immunizations for Adolescents - Combination 2</i>		45.5%	R	R	Reported
Lead Screening in Children (LSC)					
<i>Lead Screening in Children</i>		86.47%	R	R	Reported
Breast Cancer Screening (BCS)					
<i>Breast Cancer Screening</i>			NA	R	Reported

**Appendix D: Department of Community Health, State of Georgia
HEDIS Interactive Data Submission System Data for Amerigroup GF 360°**

Cervical Cancer Screening (CCS)					
<i>Cervical Cancer Screening</i>		68.52%	R	R	Reported
Chlamydia Screening in Women (CHL)					
<i>Chlamydia Screening in Women (Total)</i>		66.26%	R	R	Reported
Appropriate Testing for Pharyngitis (CWP)	Y				
<i>Appropriate Testing for Pharyngitis (Total)</i>		78.23%	R	R	Reported
Use of Spirometry Testing in the Assessment and Diagnosis of COPD (SPR)					
<i>Use of Spirometry Testing in the Assessment and Diagnosis of COPD</i>			NA	R	Reported
Pharmacotherapy Management of COPD Exacerbation (PCE)	Y				
<i>Pharmacotherapy Management of COPD Exacerbation - Systemic Corticosteroid</i>			NA	R	Reported
<i>Pharmacotherapy Management of COPD Exacerbation - Bronchodilator</i>			NA	R	Reported
Asthma Medication Ratio (AMR)	Y				
<i>Asthma Medication Ratio (Total)</i>		78.59%	R	R	Reported
Controlling High Blood Pressure (CBP)					
<i>Controlling High Blood Pressure</i>		51.28%	R	R	Reported
Persistence of Beta-Blocker Treatment After a Heart Attack (PBH)	Y				
<i>Persistence of Beta-Blocker Treatment After a Heart Attack</i>			NA	R	Reported
Statin Therapy for Patients With Cardiovascular Disease (SPC)	Y				
<i>Statin Therapy for Patients With Cardiovascular Disease - Received Statin Therapy (Total)</i>		0%	NA	R	Reported
<i>Statin Therapy for Patients With Cardiovascular Disease - Statin Adherence 80% (Total)</i>			NA	R	Reported
Cardiac Rehabilitation (CRE)					
<i>Cardiac Rehabilitation - Initiation (Total)</i>		0%	NA	R	Reported
<i>Cardiac Rehabilitation - Engagement1 (Total)</i>		0%	NA	R	Reported
<i>Cardiac Rehabilitation - Engagement2 (Total)</i>		0%	NA	R	Reported
<i>Cardiac Rehabilitation - Achievement (Total)</i>		0%	NA	R	Reported
Comprehensive Diabetes Care (CDC)					
<i>Comprehensive Diabetes Care - HbA1c Testing</i>		72.07%	R	R	Reported
<i>Comprehensive Diabetes Care - Poor HbA1c Control</i>		66.67%	R	R	Reported
<i>Comprehensive Diabetes Care - HbA1c Control (<8%)</i>		24.32%	R	R	Reported
<i>Comprehensive Diabetes Care - Eye Exams</i>		27.03%	R	R	Reported
<i>Comprehensive Diabetes Care - Blood Pressure Control (<140/90)</i>		61.26%	R	R	Reported
Kidney Health Evaluation for Patients With Diabetes (KED)					
<i>Kidney Health Evaluation for Patients With Diabetes (Total)</i>		21.82%	R	R	Reported

**Appendix D: Department of Community Health, State of Georgia
HEDIS Interactive Data Submission System Data for Amerigroup GF 360°**

Statin Therapy for Patients With Diabetes (SPD)	Y				
<i>Statin Therapy for Patients With Diabetes - Received Statin Therapy</i>			NA	R	Reported
<i>Statin Therapy for Patients With Diabetes - Statin Adherence 80%</i>			NA	R	Reported
Antidepressant Medication Management (AMM)	Y				
<i>Antidepressant Medication Management - Effective Acute Phase Treatment</i>		40.59%	R	R	Reported
<i>Antidepressant Medication Management - Effective Continuation Phase Treatment</i>		26.47%	R	R	Reported
Follow-Up Care for Children Prescribed ADHD Medication (ADD)	Y				
<i>Follow-Up Care for Children Prescribed ADHD Medication - Initiation Phase</i>		38.59%	R	R	Reported
<i>Follow-Up Care for Children Prescribed ADHD Medication - Continuation and Maintenance Phase</i>		48.75%	R	R	Reported
Follow-up After Hospitalization for Mental Illness (FUH)	Y				
<i>Follow-Up After Hospitalization For Mental Illness - 30 days (Total)</i>		74.01%	R	R	Reported
<i>Follow-Up After Hospitalization For Mental Illness - 7 days (Total)</i>		52.79%	R	R	Reported
Follow-Up After Emergency Department Visit for Mental Illness (FUM)	Y				
<i>Follow-Up After Emergency Department Visit for Mental Illness - 30 days (Total)</i>		72.34%	R	R	Reported
<i>Follow-Up After Emergency Department Visit for Mental Illness - 7 days (Total)</i>		51.86%	R	R	Reported
Follow-Up After High-Intensity Care for Substance Use Disorder (FUI)	Y				
<i>Follow-Up After High-Intensity Care for Substance Use Disorder - 30 days (Total)</i>		14.29%	NA	R	Reported
<i>Follow-Up After High-Intensity Care for Substance Use Disorder - 7 Days (Total)</i>		0%	NA	R	Reported
Follow-Up After Emergency Department Visit for Alcohol and Other Drug Abuse or Dependence (FUA)	Y				
<i>Follow-Up After Emergency Department Visit for Alcohol and Other Drug Abuse or Dependence - 30 days (Total)</i>		4.05%	R	R	Reported
<i>Follow-Up After Emergency Department Visit for Alcohol and Other Drug Abuse or Dependence - 7 days (Total)</i>		2.7%	R	R	Reported
Pharmacotherapy for Opioid Use Disorder (POD)	Y				
<i>Pharmacotherapy for Opioid Use Disorder (Total)</i>		0%	NA	R	Reported
Diabetes Screening for People With Schizophrenia or Bipolar Disorder Who Are Using Antipsychotic Medications (SSD)	Y				
<i>Diabetes Screening for People With Schizophrenia or Bipolar Disorder Who Are Using Antipsychotic Medications</i>		81.03%	R	R	Reported
Diabetes Monitoring for People With Diabetes and Schizophrenia (SMD)					

**Appendix D: Department of Community Health, State of Georgia
HEDIS Interactive Data Submission System Data for Amerigroup GF 360°**

<i>Diabetes Monitoring for People With Diabetes and Schizophrenia</i>		60%	NA	R	Reported
Cardiovascular Monitoring for People With Cardiovascular Disease and Schizophrenia (SMC)					
<i>Cardiovascular Monitoring for People With Cardiovascular Disease and Schizophrenia</i>			NA	R	Reported
Adherence to Antipsychotic Medications for Individuals With Schizophrenia (SAA)	Y				
<i>Adherence to Antipsychotic Medications for Individuals With Schizophrenia</i>		35.48%	R	R	Reported
Metabolic Monitoring for Children and Adolescents on Antipsychotics (APM)	Y				
<i>Metabolic Monitoring for Children and Adolescents on Antipsychotics - Blood Glucose Testing (Total)</i>		63.04%	R	R	Reported
<i>Metabolic Monitoring for Children and Adolescents on Antipsychotics - Cholesterol Testing (Total)</i>		49.6%	R	R	Reported
<i>Metabolic Monitoring for Children and Adolescents on Antipsychotics - Blood Glucose and Cholesterol Testing (Total)</i>		46.64%	R	R	Reported
Non-Recommended Cervical Cancer Screening in Adolescent Females (NCS)					
<i>Non-Recommended Cervical Cancer Screening in Adolescent Females</i>		0.91%	R	R	Reported
Appropriate Treatment for Upper Respiratory Infection (URI)	Y				
<i>Appropriate Treatment for Upper Respiratory Infection (Total)</i>		90.48%	R	R	Reported
Avoidance of Antibiotic Treatment for Acute Bronchitis/Bronchiolitis (AAB)	Y				
<i>Avoidance of Antibiotic Treatment for Acute Bronchitis/Bronchiolitis (Total)</i>		58.8%	R	R	Reported
Use of Imaging Studies for Low Back Pain (LBP)					
<i>Use of Imaging Studies for Low Back Pain</i>		76.32%	R	R	Reported
Use of Opioids at High Dosage (HDO)	Y				
<i>Use of Opioids at High Dosage</i>		0%	NA	R	Reported
Use of Opioids From Multiple Providers (UOP)	Y				
<i>Use of Opioids From Multiple Providers - Multiple Prescribers</i>		20%	NA	R	Reported
<i>Use of Opioids From Multiple Providers - Multiple Pharmacies</i>		0%	NA	R	Reported
<i>Use of Opioids From Multiple Providers - Multiple Prescribers and Multiple Pharmacies</i>		0%	NA	R	Reported
Risk of Continued Opioid Use (COU)	Y				
<i>Risk of Continued Opioid Use - >=15 Days (Total)</i>		0%	R	R	Reported
<i>Risk of Continued Opioid Use - >=31 Days (Total)</i>		0%	R	R	Reported
Access/Availability of Care					
Adults' Access to Preventive/Ambulatory Health Services (AAP)					

**Appendix D: Department of Community Health, State of Georgia
HEDIS Interactive Data Submission System Data for Amerigroup GF 360°**

<i>Adults' Access to Preventive/Ambulatory Health Services (Total)</i>		59.64%	R	R	Reported
Annual Dental Visit (ADV)	Y				
<i>Annual Dental Visit (Total)</i>		66.15%	R	R	Reported
Initiation and Engagement of Alcohol and Other Drug Abuse or Dependence Treatment (IET)	Y				
<i>Initiation and Engagement of Alcohol and Other Drug Abuse or Dependence Treatment - Initiation of AOD - Alcohol Abuse or Dependence (Total)</i>		51.85%	R	R	Reported
<i>Initiation and Engagement of Alcohol and Other Drug Abuse or Dependence Treatment - Engagement of AOD - Alcohol Abuse or Dependence (Total)</i>		4.94%	R	R	Reported
<i>Initiation and Engagement of Alcohol and Other Drug Abuse or Dependence Treatment - Initiation of AOD - Opioid Abuse or Dependence (Total)</i>		54.55%	NA	R	Reported
<i>Initiation and Engagement of Alcohol and Other Drug Abuse or Dependence Treatment - Engagement of AOD - Opioid Abuse or Dependence (Total)</i>		18.18%	NA	R	Reported
<i>Initiation and Engagement of Alcohol and Other Drug Abuse or Dependence Treatment - Initiation of AOD - Other Drug Abuse or Dependence (Total)</i>		48.62%	R	R	Reported
<i>Initiation and Engagement of Alcohol and Other Drug Abuse or Dependence Treatment - Engagement of AOD - Other Drug Abuse or Dependence (Total)</i>		10.5%	R	R	Reported
<i>Initiation and Engagement of Alcohol and Other Drug Abuse or Dependence Treatment - Initiation of AOD - Total (Total)</i>		48.56%	R	R	Reported
<i>Initiation and Engagement of Alcohol and Other Drug Abuse or Dependence Treatment - Engagement of AOD - Total (Total)</i>		10.34%	R	R	Reported
Prenatal and Postpartum Care (PPC)					
<i>Prenatal and Postpartum Care - Timeliness of Prenatal Care</i>		76.36%	R	R	Reported
<i>Prenatal and Postpartum Care - Postpartum Care</i>		66.82%	R	R	Reported
Use of First-Line Psychosocial Care for Children and Adolescents on Antipsychotics (APP)	Y				
<i>Use of First-Line Psychosocial Care for Children and Adolescents on Antipsychotics (Total)</i>		79.91%	R	R	Reported
Utilization					
Well-Child Visits in the First 30 Months of Life (W30)					
<i>Well-Child Visits in the First 30 Months of Life (First 15 Months)</i>		61.51%	R	R	Reported
<i>Well-Child Visits in the First 30 Months of Life (15 Months-30 Months)</i>		90.19%	R	R	Reported
Child and Adolescent Well-Care Visits (WCV)					
<i>Child and Adolescent Well-Care Visits (Total)</i>		59.14%	R	R	Reported
Frequency of Selected Procedures (FSP)			R	R	Reported
Ambulatory Care (AMBa)			R	R	Reported

**Appendix D: Department of Community Health, State of Georgia
HEDIS Interactive Data Submission System Data for Amerigroup GF 360°**

Ambulatory Care (Dual) (AMBb)			NR	NR	Not Reported
Ambulatory Care (Disabled) (AMBc)			NR	NR	Not Reported
Ambulatory Care (Low Income) (AMBd)			NR	NR	Not Reported
Inpatient Utilization - General Hospital/Acute Care (IPUa)			R	R	Reported
Inpatient Utilization - General Hospital/Acute Care (Dual) (IPUb)			NR	NR	Not Reported
Inpatient Utilization - General Hospital/Acute Care (Disabled) (IPUc)			NR	NR	Not Reported
Inpatient Utilization - General Hospital/Acute Care (Low Income) (IPUd)			NR	NR	Not Reported
Identification of Alcohol and other Drug Services (IADa)	Y		R	R	Reported
Identification of Alcohol and Other Drug Services (Dual) (IADb)			NR	NR	Not Reported
Identification of Alcohol and Other Drug Services (Disabled) (IADc)			NR	NR	Not Reported
Identification of Alcohol and Other Drug Services (Low Income) (IADd)			NR	NR	Not Reported
Mental Health Utilization (MPTa)	Y		R	R	Reported
Mental Health Utilization (Dual) (MPTb)			NR	NR	Not Reported
Mental Health Utilization (Disabled) (MPTc)			NR	NR	Not Reported
Mental Health Utilization (Low Income) (MPTd)			NR	NR	Not Reported
Antibiotic Utilization (ABXa)	Y		R	R	Reported
Antibiotic Utilization (Dual) (ABXb)			NR	NR	Not Reported
Antibiotic Utilization (Disabled) (ABXc)			NR	NR	Not Reported
Antibiotic Utilization (Low Income) (ABXd)			NR	NR	Not Reported
Risk Adjusted Utilization					
Plan All-Cause Readmissions (PCR)			R	R	Reported
Health Plan Descriptive Information					
Enrollment by Product Line (ENPa)			R	R	Reported
Enrollment by Product Line (Dual) (ENPb)			NR	NR	Not Reported
Enrollment by Product Line (Disabled) (ENPc)			NR	NR	Not Reported
Enrollment by Product Line (Low Income) (ENPd)			NR	NR	Not Reported
Language Diversity of Membership (LDM)			R	R	Reported
Race/Ethnicity Diversity of Membership (RDM)			R	R	Reported
Electronic Clinical Data Systems					

**Appendix D: Department of Community Health, State of Georgia
HEDIS Interactive Data Submission System Data for Amerigroup GF 360°**

Breast Cancer Screening (BCS-E)					
<i>Breast Cancer Screening</i>			NR	NR	Not Reported
Follow-Up Care for Children Prescribed ADHD Medication (ADD-E)					
<i>Follow-Up Care for Children Prescribed ADHD Medication - Initiation Phase</i>			NR	NR	Not Reported
<i>Follow-Up Care for Children Prescribed ADHD Medication - Continuation and Maintenance Phase</i>			NR	NR	Not Reported
Depression Screening and Follow-Up for Adolescents and Adults (DSF-E)					
<i>Depression Screening and Follow-Up for Adolescents and Adults - Depression Screening (Total)</i>			NR	NR	Not Reported
<i>Depression Screening and Follow-Up for Adolescents and Adults - Follow-up on Positive Screen (Total)</i>			NR	NR	Not Reported
Utilization of the PHQ-9 to Monitor Depression Symptoms for Adolescents and Adults (DMS-E)					
<i>Utilization of the PHQ-9 to Monitor Depression Symptoms for Adolescents and Adults - Utilization of PHQ-9-Period1 (Total)</i>			NR	NR	Not Reported
<i>Utilization of the PHQ-9 to Monitor Depression Symptoms for Adolescents and Adults - Utilization of PHQ-9-Period2 (Total)</i>			NR	NR	Not Reported
<i>Utilization of the PHQ-9 to Monitor Depression Symptoms for Adolescents and Adults - Utilization of PHQ-9-Period3 (Total)</i>			NR	NR	Not Reported
<i>Utilization of the PHQ-9 to Monitor Depression Symptoms for Adolescents and Adults - Utilization of PHQ-9-Total (Total)</i>			NR	NR	Not Reported
Depression Remission or Response for Adolescents and Adults (DRR-E)					
<i>Depression Remission or Response for Adolescents and Adults - Follow-up PHQ-9 (Total)</i>			NR	NR	Not Reported
<i>Depression Remission or Response for Adolescents and Adults - Depression Remission (Total)</i>			NR	NR	Not Reported
<i>Depression Remission or Response for Adolescents and Adults - Depression Response (Total)</i>			NR	NR	Not Reported
Unhealthy Alcohol Use Screening and Follow-Up (ASF-E)					
<i>Unhealthy Alcohol Use Screening and Follow-Up - Unhealthy Alcohol Use Screening (Total)</i>			NR	NR	Not Reported
<i>Unhealthy Alcohol Use Screening and Follow-Up - Alcohol Counseling or Other Follow-Up Care (Total)</i>			NR	NR	Not Reported
Adult Immunization Status (AIS-E)					
<i>Adult Immunization Status - Influenza</i>			NR	NR	Not Reported
<i>Adult Immunization Status - Td/Tdap</i>			NR	NR	Not Reported
<i>Adult Immunization Status - Zoster</i>			NR	NR	Not Reported
Prenatal Immunization Status (PRS-E)					
<i>Prenatal Immunization Status - Influenza</i>			NR	NR	Not Reported

**Appendix D: Department of Community Health, State of Georgia
HEDIS Interactive Data Submission System Data for Amerigroup GF 360°**

<i>Prenatal Immunization Status - Tdap</i>			NR	NR	Not Reported
<i>Prenatal Immunization Status - Combination</i>			NR	NR	Not Reported
Prenatal Depression Screening and Follow-Up (PND-E)					
<i>Prenatal Depression Screening and Follow-Up - Depression Screening</i>			NR	NR	Not Reported
<i>Prenatal Depression Screening and Follow-Up - Follow-Up on Positive Screen</i>			NR	NR	Not Reported
Postpartum Depression Screening and Follow-Up (PDS-E)					
<i>Postpartum Depression Screening and Follow-Up - Depression Screening</i>			NR	NR	Not Reported
<i>Postpartum Depression Screening and Follow-Up - Follow-Up on Positive Screen</i>			NR	NR	Not Reported

**Appendix D: Department of Community Health, State of Georgia
HEDIS Interactive Data Submission System Data for Amerigroup GF 360°**

AMGP Georgia Managed Care Company, Inc. d/b/a Amerigroup Community Care (Org ID: 7359, Sub ID: 12792, Medicaid, Special Area: Georgia, Special Project: GA 360, Contract Number:)

MeasurementYear: 2021

Weight Assessment and Counseling for Nutrition and Physical Activity for Children/Adolescents (WCC)

IndicatorMetric	BMIPercentile			NutritionCounseling			PhysicalActivityCounseling		
	3-11	12-17	Total	3-11	12-17	Total	3-11	12-17	Total
IndicatorKey	202501_20	202500_20	202502_20	202504_20	202503_20	202505_20	202507_20	202506_20	202508_20
CollectionMethod	H	H	H	H	H	H	H	H	H
EligiblePopulation	8824	6955	15779	8824	6955	15779	8824	6955	15779
NumeratorByAdminElig	6364	4761	11125	5963	4395	10358	5200	3977	9177
CYAR	72.12	68.45	70.51	67.58	63.19	65.64	58.93	57.18	58.16
MinReqSampleSize	411	411	411	411	411	411	411	411	411
OversampleRate	0.05	0.05	0.05	0.05	0.05	0.05	0.05	0.05	0.05
OversampleRecordsNumber	21	21	21	21	21	21	21	21	21
ExclusionValidDataErrors	0	0	0	0	0	0	0	0	0
ExclusionAdminOptional	0	0	0	0	0	0	0	0	0
ExclusionMedRecsOptional	0	0	0	0	0	0	0	0	0
ExclusionEmployeeOrDep	0	0	0	0	0	0	0	0	0
OversampleRecsAdded	0	0	0	0	0	0	0	0	0
Denominator	229	182	411	229	182	411	229	182	411
NumeratorByAdmin	169	119	288	161	110	271	148	102	250
NumeratorByMedicalRecords	30	29	59	35	35	70	41	40	81
NumeratorBySupplemental	3	0	3	3	0	3	2	0	2
Rate	88.21	81.32	85.16	86.90	79.67	83.70	83.41	78.02	81.02
AuditDesignation	R	R	R	R	R	R	R	R	R
Status	R	R	R	R	R	R	R	R	R

**Appendix D: Department of Community Health, State of Georgia
 HEDIS Interactive Data Submission System Data for Amerigroup GF 360°**

AMGP Georgia Managed Care Company, Inc. d/b/a Amerigroup Community Care (Org ID: 7359, Sub ID: 12792, Medicaid, Special Area: Georgia, Special Project: GA 360, Contract Number:)

MeasurementYear: 2021

Childhood Immunization Status (CIS)

IndicatorMetric	DTaP	IPV	MMR	HIB	HepatitisB	VZV	PneumococcalConjugate	HepatitisA	Rotavirus	Influenza	Combo3	Combo7	Combo10
IndicatorKey	200725_20	200729_20	200731_20	200726_20	200728_20	200733_20	200715_20	200727_20	200732_20	200730_20	200718_20	200722_20	200716_20
CollectionMethod	H	H	H	H	H	H	H	H	H	H	H	H	H
EligiblePopulation	733	733	733	733	733	733	733	733	733	733	733	733	733
NumeratorByAdminElig	584	668	700	661	632	699	574	704	463	362	510	403	249
CYAR	79.67	91.13	95.50	90.18	86.22	95.36	78.31	96.04	63.17	49.39	69.58	54.98	33.97
MinReqSampleSize	411	411	411	411	411	411	411	411	411	411	411	411	411
OversampleRate	0.05	0.05	0.05	0.05	0.05	0.05	0.05	0.05	0.05	0.05	0.05	0.05	0.05
OversampleRecordsNumber	21	21	21	21	21	21	21	21	21	21	21	21	21
ExclusionValidDataErrors	0	0	0	0	0	0	0	0	0	0	0	0	0
ExclusionAdminOptional	0	0	0	0	0	0	0	0	0	0	0	0	0
ExclusionMedRecsOptional	0	0	0	0	0	0	0	0	0	0	0	0	0
ExclusionEmployeeOrDep	0	0	0	0	0	0	0	0	0	0	0	0	0
OversampleRecsAdded	0	0	0	0	0	0	0	0	0	0	0	0	0
Denominator	411	411	411	411	411	411	411	411	411	411	411	411	411
NumeratorByAdmin	212	241	368	268	152	368	197	384	172	185	128	97	59
NumeratorByMedicalRecords	26	28	18	23	33	19	23	5	32	10	23	24	14
NumeratorBySupplemental	113	119	9	89	202	9	120	5	78	15	174	144	90
Rate	85.40	94.40	96.11	92.46	94.16	96.35	82.73	95.86	68.61	51.09	79.08	64.48	39.66
AuditDesignation	R	R	R	R	R	R	R	R	R	R	R	R	R
Status	R	R	R	R	R	R	R	R	R	R	R	R	R

**Appendix D: Department of Community Health, State of Georgia
HEDIS Interactive Data Submission System Data for Amerigroup GF 360°**

AMGP Georgia Managed Care Company, Inc. d/b/a Amerigroup Community Care (Org ID: 7359, Sub ID: 12792, Medicaid, Special Area: Georgia, Special Project: GA 360, Contract Number:)

MeasurementYear: 2021

Immunizations for Adolescents (IMA)

IndicatorMetric	Meningococcal	Tdap	HPV	Combo1	Combo2
IndicatorKey	201710_20	201711_20	201709_20	201707_20	201708_20
CollectionMethod	H	H	H	H	H
EligiblePopulation	1347	1347	1347	1347	1347
NumeratorByAdminElig	1164	1164	568	1140	549
CYAR	86.41	86.41	42.17	84.63	40.76
MinReqSampleSize	411	411	411	411	411
OversampleRate	0.05	0.05	0.05	0.05	0.05
OversampleRecordsNumber	21	21	21	21	21
ExclusionValidDataErrors	0	0	0	0	0
ExclusionAdminOptional	0	0	0	0	0
ExclusionMedRecsOptional	0	0	0	0	0
ExclusionEmployeeOrDep	0	0	0	0	0
OversampleRecsAdded	0	0	0	0	0
Denominator	411	411	411	411	411
NumeratorByAdmin	308	305	153	297	145
NumeratorByMedicalRecords	11	14	16	12	17
NumeratorBySupplemental	40	37	22	43	25
Rate	87.35	86.62	46.47	85.64	45.50
AuditDesignation	R	R	R	R	R
Status	R	R	R	R	R

Appendix D: Department of Community Health, State of Georgia
HEDIS Interactive Data Submission System Data for Amerigroup GF 360°

AMGP Georgia Managed Care Company, Inc. d/b/a Amerigroup
Community Care (Org ID: 7359, Sub ID: 12792, Medicaid, Special
Area: Georgia, Special Project: GA 360, Contract Number:)

MeasurementYear: 2021

Lead Screening in Children (LSC)

IndicatorMetric	LeadScreeningChildren
IndicatorKey	201858_20
CollectionMethod	H
EligiblePopulation	733
NumeratorByAdminElig	580
CYAR	79.13
MinReqSampleSize	207
OversampleRate	0.1
OversampleRecordsNumber	21
ExclusionValidDataErrors	0
ExclusionAdminOptional	0
ExclusionMedRecsOptional	0
ExclusionEmployeeOrDep	0
OversampleRecsAdded	0
Denominator	207
NumeratorByAdmin	169
NumeratorByMedicalRecords	7
NumeratorBySupplemental	3
Rate	86.47
AuditDesignation	R
Status	R

**Appendix D: Department of Community Health, State of Georgia
HEDIS Interactive Data Submission System Data for Amerigroup GF 360°**

**AMGP Georgia Managed Care Company, Inc. d/b/a Amerigroup
Community Care (Org ID: 7359, Sub ID: 12792, Medicaid, Special
Area: Georgia, Special Project: GA 360, Contract Number:)**

MeasurementYear: 2021

Breast Cancer Screening (BCS)

IndicatorMetric	BreastCancerScreening
IndicatorKey	200694_20
EligiblePopulation	0
ExclusionAdminRequired	0
ExclusionAdminOptional	0
NumeratorByAdmin	0
NumeratorBySupplemental	0
Rate	
AuditDesignation	R
Status	NA

Appendix D: Department of Community Health, State of Georgia
 HEDIS Interactive Data Submission System Data for Amerigroup GF 360°
 AMGP Georgia Managed Care Company, Inc. d/b/a Amerigroup
 Community Care (Org ID: 7359, Sub ID: 12792, Medicaid, Special Area:
 Georgia, Special Project: GA 360, Contract Number:)

MeasurementYear: 2021

Cervical Cancer Screening (CCS)

IndicatorMetric	CervicalCancerScreening
IndicatorKey	200701_20
CollectionMethod	H
EligiblePopulation	162
ExclusionAdminRequired	0
NumeratorByAdminElig	110
CYAR	67.90
MinReqSampleSize	162
OversampleRate	0
OversampleRecordsNumber	0
ExclusionValidDataErrors	0
ExclusionAdminOptional	0
ExclusionMedRecsOptional	0
ExclusionEmployeeOrDep	0
OversampleRecsAdded	0
Denominator	162
NumeratorByAdmin	105
NumeratorByMedicalRecords	1
NumeratorBySupplemental	5
Rate	68.52
AuditDesignation	R
Status	R

**Appendix D: Department of Community Health, State of Georgia
HEDIS Interactive Data Submission System Data for Amerigroup GF 360°**

AMGP Georgia Managed Care Company, Inc. d/b/a Amerigroup Community Care (Org ID: 7359, Sub ID: 12792, Medicaid, Special Area: Georgia, Special Project: GA 360, Contract Number:)

MeasurementYear: 2021

Chlamydia Screening in Women (CHL)

IndicatorMetric	ChlamydiaScreening		
Age	16-20	21-24	Total
IndicatorKey	200712_20	200713_20	200714_20
EligiblePopulation	1872	508	2380
ExclusionAdminOptional	80	38	118
NumeratorByAdmin	1177	319	1496
NumeratorBySupplemental	66	15	81
Rate	66.40	65.75	66.26
AuditDesignation	R	R	R
Status	R	R	R

**Appendix D: Department of Community Health, State of Georgia
HEDIS Interactive Data Submission System Data for Amerigroup GF 360°**

AMGP Georgia Managed Care Company, Inc. d/b/a Amerigroup Community Care (Org ID: 7359, Sub ID: 12792, Medicaid, Special Area: Georgia, Special Project: GA 360, Contract Number:)

MeasurementYear: 2021

Appropriate Testing for Pharyngitis (CWP)

IndicatorMetric	AppropriatePharyngitisTesting			
Age	3-17	18-64	65+	Total
IndicatorKey	210013_10	210012_10	210014_10	210015_10
EligiblePopulation	1360	142	0	1502
NumeratorByAdmin	1083	92	0	1175
NumeratorBySupplemental	0	0	0	0
Rate	79.63	64.79		78.23
AuditDesignation	R	R	R	R
Status	R	R	NA	R

Appendix D: Department of Community Health, State of Georgia
HEDIS Interactive Data Submission System Data for Amerigroup GF 360°

AMGP Georgia Managed Care Company, Inc. d/b/a Amerigroup
Community Care (Org ID: 7359, Sub ID: 12792, Medicaid, Special
Area: Georgia, Special Project: GA 360, Contract Number:)

MeasurementYear: 2021

Use of Spirometry Testing in the Assessment and Diagnosis of COPD
(SPR)

IndicatorMetric	SpirometryTestingCOPD
IndicatorKey	202457_20
EligiblePopulation	0
NumeratorByAdmin	0
NumeratorBySupplemental	0
Rate	
AuditDesignation	R
Status	NA

**Appendix D: Department of Community Health, State of Georgia
HEDIS Interactive Data Submission System Data for Amerigroup GF 360°**

**AMGP Georgia Managed Care Company, Inc. d/b/a Amerigroup Community Care
(Org ID: 7359, Sub ID: 12792, Medicaid, Special Area: Georgia, Special Project: GA
360, Contract Number:)**

MeasurementYear: 2021

Pharmacotherapy Management of COPD Exacerbation (PCE)

IndicatorMetric	SystemicCorticosteroid	Bronchodilator
IndicatorKey	201964_20	201963_20
EligiblePopulation	0	0
NumeratorByAdmin	0	0
NumeratorBySupplemental	0	0
Rate		
AuditDesignation	R	R
Status	NA	NA

**Appendix D: Department of Community Health, State of Georgia
HEDIS Interactive Data Submission System Data for Amerigroup GF 360°**

AMGP Georgia Managed Care Company, Inc. d/b/a Amerigroup Community Care (Org ID: 7359, Sub ID: 12792, Medicaid, Special Area: Georgia, Special Project: GA 360, Contract Number:)

MeasurementYear: 2021

Asthma Medication Ratio (AMR)

IndicatorMetric	AsthmaMedicationRatio				
Age	5-11	12-18	19-50	51-64	Total
IndicatorKey	200663_20	200661_20	200662_20	200664_20	200667_20
EligiblePopulation	147	191	31	0	369
ExclusionAdminRequired	16	19	13	0	48
NumeratorByAdmin	135	139	16	0	290
NumeratorBySupplemental	0	0	0	0	0
Rate	91.84	72.77	51.61		78.59
AuditDesignation	R	R	R	R	R
Status	R	R	R	NA	R

**Appendix D: Department of Community Health, State of Georgia
HEDIS Interactive Data Submission System Data for Amerigroup GF 360°**

**AMGP Georgia Managed Care Company, Inc. d/b/a
Amerigroup Community Care (Org ID: 7359, Sub ID: 12792,
Medicaid, Special Area: Georgia, Special Project: GA 360,
Contract Number:)**

MeasurementYear: 2021

Controlling High Blood Pressure (CBP)

IndicatorMetric	ControlHighBP
IndicatorKey	200700_20
CollectionMethod	H
EligiblePopulation	43
ExclusionAdminRequired	0
NumeratorByAdminElig	6
CYAR	13.95
MinReqSampleSize	39
OversampleRate	0
OversampleRecordsNumber	0
ExclusionValidDataErrors	0
ExclusionAdminOptional	1
ExclusionMedRecsOptional	0
ExclusionEmployeeOrDep	0
OversampleRecsAdded	0
Denominator	39
NumeratorByAdmin	3
NumeratorByMedicalRecords	14
NumeratorBySupplemental	3
Rate	51.28
AuditDesignation	R
Status	R

Appendix D: Department of Community Health, State of Georgia
HEDIS Interactive Data Submission System Data for Amerigroup GF 360°

AMGP Georgia Managed Care Company, Inc. d/b/a Amerigroup
Community Care (Org ID: 7359, Sub ID: 12792, Medicaid, Special Area:
Georgia, Special Project: GA 360, Contract Number:)

MeasurementYear: 2021

Persistence of Beta-Blocker Treatment After a Heart Attack (PBH)

IndicatorMetric	BetaBlockerPersistence
IndicatorKey	201962_20
EligiblePopulation	0
ExclusionAdminOptional	0
NumeratorByAdmin	0
NumeratorBySupplemental	0
Rate	
AuditDesignation	R
Status	NA

**Appendix D: Department of Community Health, State of Georgia
HEDIS Interactive Data Submission System Data for Amerigroup GF 360°**

AMGP Georgia Managed Care Company, Inc. d/b/a Amerigroup Community Care (Org ID: 7359, Sub ID: 12792, Medicaid, Special Area: Georgia, Special Project: GA 360, Contract Number:)

MeasurementYear: 2021

Statin Therapy for Patients With Cardiovascular Disease (SPC)

IndicatorMetric	ReceivedTherapy	Adherence	ReceivedTherapy	Adherence	ReceivedTherapy	Adherence
Gender	M		F		F,M	
IndicatorKey	202449_20	202452_20	202450_20	202453_20	202451_20	202454_20
EligiblePopulation	2	0	0	0	2	0
ExclusionAdminRequired	0		0		0	
NumeratorByAdmin	0	0	0	0	0	0
NumeratorBySupplemental	0	0	0	0	0	0
Rate	0.00				0.00	
AuditDesignation	R	R	R	R	R	R
Status	NA	NA	NA	NA	NA	NA

**Appendix D: Department of Community Health, State of Georgia
HEDIS Interactive Data Submission System Data for Amerigroup GF 360°**

AMGP Georgia Managed Care Company, Inc. d/b/a Amerigroup Community Care (Org ID: 7359, Sub ID: 12792, Medicaid, Special Area: Georgia, Special Project: GA 360, Contract Number:)

MeasurementYear: 2021

Cardiac Rehabilitation (CRE)

IndicatorMetric	Initiation	Engagement1	Engagement2	Achievement	Initiation	Engagement1	Engagement2	Achievement	Initiation	Engagement1	Engagement2	Achievement
Age	18-64				65+				Total			
IndicatorKey	210081_10	210075_10	210078_10	210072_10	210082_10	210076_10	210079_10	210073_10	210083_10	210077_10	210080_10	210074_10
EligiblePopulation	2	2	2	2	0	0	0	0	2	2	2	2
ExclusionAdminRequired	0	0	0	0	0	0	0	0	0	0	0	0
NumeratorByAdmin	0	0	0	0	0	0	0	0	0	0	0	0
NumeratorBySupplemental	0	0	0	0	0	0	0	0	0	0	0	0
Rate	0.00	0.00	0.00	0.00					0.00	0.00	0.00	0.00
AuditDesignation	R	R	R	R	R	R	R	R	R	R	R	R
Status	NA	NA	NA	NA	NA	NA	NA	NA	NA	NA	NA	NA

**Appendix D: Department of Community Health, State of Georgia
HEDIS Interactive Data Submission System Data for Amerigroup GF 360°**

AMGP Georgia Managed Care Company, Inc. d/b/a Amerigroup Community Care (Org ID: 7359, Sub ID: 12792, Medicaid, Special Area: Georgia, Special Project: GA 360, Contract Number:)

MeasurementYear: 2021

Comprehensive Diabetes Care (CDC)

IndicatorMetric	HbA1cTesting	PoorHbA1cControl	AdequateHbA1cControl	EyeExams	BPUnder140Over90
IndicatorKey	200708_20	200711_20	200707_20	200705_20	200704_20
CollectionMethod	H	H	H	H	H
EligiblePopulation	113	113	113	113	113
ExclusionAdminRequired	0	0	0	0	0
NumeratorByAdminElig	77	101	9	30	15
CYAR	68.14	89.38	7.96	26.55	13.27
MinReqSampleSize	111	111	111	111	111
OversampleRate	0	0	0	0	0
OversampleRecordsNumber	0	0	0	0	0
ExclusionValidDataErrors	0	0	0	0	0
ExclusionAdminOptional	0	0	0	0	0
ExclusionMedRecsOptional	0	0	0	0	0
ExclusionEmployeeOrDep	0	0	0	0	0
OversampleRecsAdded	0	0	0	0	0
Denominator	111	111	111	111	111
NumeratorByAdmin	75	50	1	28	12
NumeratorByMedicalRecords	4	17	19	2	55
NumeratorBySupplemental	1	7	7	0	1
Rate	72.07	66.67	24.32	27.03	61.26
AuditDesignation	R	R	R	R	R
Status	R	R	R	R	R

**Appendix D: Department of Community Health, State of Georgia
HEDIS Interactive Data Submission System Data for Amerigroup GF 360°**

AMGP Georgia Managed Care Company, Inc. d/b/a Amerigroup Community Care (Org ID: 7359, Sub ID: 12792, Medicaid, Special Area: Georgia, Special Project: GA 360, Contract Number:)

MeasurementYear: 2021

Kidney Health Evaluation for Patients With Diabetes (KED)

IndicatorMetric	KidneyHealthEvaluation			
Age	18-64	65-74	75-85	Total
IndicatorKey	210084_10	210085_10	210086_10	210087_10
EligiblePopulation	110	0	0	110
ExclusionAdminRequired	1	0	0	1
ExclusionAdminOptional	2	0	0	2
NumeratorByAdmin	14	0	0	14
NumeratorBySupplemental	10	0	0	10
Rate	21.82			21.82
AuditDesignation	R	R	R	R
Status	R	NA	NA	R

**Appendix D: Department of Community Health, State of Georgia
 HEDIS Interactive Data Submission System Data for Amerigroup GF 360°**

**AMGP Georgia Managed Care Company, Inc. d/b/a Amerigroup
 Community Care (Org ID: 7359, Sub ID: 12792, Medicaid, Special Area:
 Georgia, Special Project: GA 360, Contract Number:)**

MeasurementYear: 2021

Statin Therapy for Patients With Diabetes (SPD)

IndicatorMetric	ReceivedTherapy	Adherence
IndicatorKey	202455_20	202456_20
EligiblePopulation	0	0
ExclusionAdminRequired	0	
NumeratorByAdmin	0	0
NumeratorBySupplemental	0	0
Rate		
AuditDesignation	R	R
Status	NA	NA

**Appendix D: Department of Community Health, State of Georgia
HEDIS Interactive Data Submission System Data for Amerigroup GF 360°**

**AMGP Georgia Managed Care Company, Inc. d/b/a Amerigroup
Community Care (Org ID: 7359, Sub ID: 12792, Medicaid, Special
Area: Georgia, Special Project: GA 360, Contract Number:)**

MeasurementYear: 2021

Antidepressant Medication Management (AMM)

IndicatorMetric	Acute	Continuation
IndicatorKey	200659_20	200660_20
EligiblePopulation	170	170
ExclusionAdminRequired	182	182
NumeratorByAdmin	69	45
NumeratorBySupplemental	0	0
Rate	40.59	26.47
AuditDesignation	R	R
Status	R	R

Appendix D: Department of Community Health, State of Georgia
 HEDIS Interactive Data Submission System Data for Amerigroup GF 360°
 AMGP Georgia Managed Care Company, Inc. d/b/a Amerigroup
 Community Care (Org ID: 7359, Sub ID: 12792, Medicaid, Special
 Area: Georgia, Special Project: GA 360, Contract Number:)

MeasurementYear: 2021

Follow-Up Care for Children Prescribed ADHD Medication (ADD)

IndicatorMetric	Initiation	Continuation
IndicatorKey	200631_20	200630_20
EligiblePopulation	907	279
ExclusionAdminOptional	0	0
NumeratorByAdmin	348	136
NumeratorBySupplemental	2	0
Rate	38.59	48.75
AuditDesignation	R	R
Status	R	R

**Appendix D: Department of Community Health, State of Georgia
HEDIS Interactive Data Submission System Data for Amerigroup GF 360°**

AMGP Georgia Managed Care Company, Inc. d/b/a Amerigroup Community Care (Org ID: 7359, Sub ID: 12792, Medicaid, Special Area: Georgia, Special Project: GA 360, Contract Number:)

MeasurementYear: 2021

Follow-up After Hospitalization for Mental Illness (FUH)

IndicatorMetric	FollowUp30Day	FollowUp7Day	FollowUp30Day	FollowUp7Day	FollowUp30Day	FollowUp7Day	FollowUp30Day	FollowUp7Day
Age	6-17		18-64		65+		Total	
IndicatorKey	203481_10	203484_10	203479_10	203482_10	203480_10	203483_10	201179_20	201180_20
EligiblePopulation	1113	1113	249	249	0	0	1362	1362
NumeratorByAdmin	894	629	114	90	0	0	1008	719
NumeratorBySupplemental	0	0	0	0	0	0	0	0
Rate	80.32	56.51	45.78	36.14			74.01	52.79
AuditDesignation	R	R	R	R	R	R	R	R
Status	R	R	R	R	NA	NA	R	R

**Appendix D: Department of Community Health, State of Georgia
HEDIS Interactive Data Submission System Data for Amerigroup GF 360°**

AMGP Georgia Managed Care Company, Inc. d/b/a Amerigroup Community Care (Org ID: 7359, Sub ID: 12792, Medicaid, Special Area: Georgia, Special Project: GA 360, Contract Number:)

MeasurementYear: 2021

Follow-Up After Emergency Department Visit for Mental Illness (FUM)

IndicatorMetric	FollowUp30Day	FollowUp7Day	FollowUp30Day	FollowUp7Day	FollowUp30Day	FollowUp7Day	FollowUp30Day	FollowUp7Day
Age	6-17		18-64		65+		Total	
IndicatorKey	203487_10	203490_10	203485_10	203488_10	203486_10	203489_10	201181_20	201182_20
EligiblePopulation	269	269	107	107	0	0	376	376
NumeratorByAdmin	220	162	51	32	0	0	271	194
NumeratorBySupplemental	1	1	0	0	0	0	1	1
Rate	82.16	60.59	47.66	29.91			72.34	51.86
AuditDesignation	R	R	R	R	R	R	R	R
Status	R	R	R	R	NA	NA	R	R

**Appendix D: Department of Community Health, State of Georgia
HEDIS Interactive Data Submission System Data for Amerigroup GF 360°**

AMGP Georgia Managed Care Company, Inc. d/b/a Amerigroup Community Care (Org ID: 7359, Sub ID: 12792, Medicaid, Special Area: Georgia, Special Project: GA 360, Contract Number:)

MeasurementYear: 2021

Follow-Up After High-Intensity Care for Substance Use Disorder (FUI)

IndicatorMetric	FollowUp30Day	FollowUp7Day	FollowUp30Day	FollowUp7Day	FollowUp30Day	FollowUp7Day	FollowUp30Day	FollowUp7Day
Age	13-17		18-64		65+		Total	
IndicatorKey	210017_10	210021_10	210018_10	210022_10	210019_10	210023_10	210016_10	210020_10
EligiblePopulation	1	1	6	6	0	0	7	7
NumeratorByAdmin	1	0	0	0	0	0	1	0
NumeratorBySupplemental	0	0	0	0	0	0	0	0
Rate	100.00	0.00	0.00	0.00			14.29	0.00
AuditDesignation	R	R	R	R	R	R	R	R
Status	NA	NA	NA	NA	NA	NA	NA	NA

**Appendix D: Department of Community Health, State of Georgia
HEDIS Interactive Data Submission System Data for Amerigroup GF 360°**

AMGP Georgia Managed Care Company, Inc. d/b/a Amerigroup Community Care (Org ID: 7359, Sub ID: 12792, Medicaid, Special Area: Georgia, Special Project: GA 360, Contract Number:)

MeasurementYear: 2021

Follow-Up After Emergency Department Visit for Alcohol and Other Drug Abuse or Dependence (FUA)

IndicatorMetric	FollowUp30Day	FollowUp7Day	FollowUp30Day	FollowUp7Day	FollowUp30Day	FollowUp7Day
Age	13-17		18+		Total	
IndicatorKey	201173_20	201178_20	201174_20	201176_20	201175_20	201177_20
EligiblePopulation	25	25	49	49	74	74
NumeratorByAdmin	2	1	1	1	3	2
NumeratorBySupplemental	0	0	0	0	0	0
Rate	8.00	4.00	2.04	2.04	4.05	2.70
AuditDesignation	R	R	R	R	R	R
Status	NA	NA	R	R	R	R

**Appendix D: Department of Community Health, State of Georgia
HEDIS Interactive Data Submission System Data for Amerigroup GF 360°**

AMGP Georgia Managed Care Company, Inc. d/b/a Amerigroup Community Care (Org ID: 7359, Sub ID: 12792, Medicaid, Special Area: Georgia, Special Project: GA 360, Contract Number:)

MeasurementYear: 2021

Pharmacotherapy for Opioid Use Disorder (POD)

IndicatorMetric	PharmacotherapyOpioidUseDisorder		
Age	16-64	65+	Total
IndicatorKey	210065_10	210066_10	210067_10
EligiblePopulation	2	0	2
NumeratorByAdmin	0	0	0
NumeratorBySupplemental	0	0	0
Rate	0.00		0.00
AuditDesignation	R	R	R
Status	NA	NA	NA

**Appendix D: Department of Community Health, State of Georgia
HEDIS Interactive Data Submission System Data for Amerigroup GF 360°**

AMGP Georgia Managed Care Company, Inc. d/b/a Amerigroup Community Care (Org ID: 7359, Sub ID: 12792, Medicaid, Special Area: Georgia, Special Project: GA 360, Contract Number:)

MeasurementYear: 2021

Diabetes Screening for People With Schizophrenia or Bipolar Disorder Who Are Using Antipsychotic Medications (SSD)

IndicatorMetric	DiabetesScreeningSchizophreniaUsingAntipsychotics
IndicatorKey	202458_20
EligiblePopulation	311
ExclusionAdminRequired	179
NumeratorByAdmin	248
NumeratorBySupplemental	4
Rate	81.03
AuditDesignation	R
Status	R

**Appendix D: Department of Community Health, State of Georgia
HEDIS Interactive Data Submission System Data for Amerigroup GF 360°**

AMGP Georgia Managed Care Company, Inc. d/b/a Amerigroup Community Care (Org ID: 7359, Sub ID: 12792, Medicaid, Special Area: Georgia, Special Project: GA 360, Contract Number:)

MeasurementYear: 2021

Diabetes Monitoring for People With Diabetes and Schizophrenia (SMD)

IndicatorMetric	DiabetesMonitoringSchizophrenia
IndicatorKey	202448_20
EligiblePopulation	15
ExclusionAdminOptional	0
NumeratorByAdmin	8
NumeratorBySupplemental	1
Rate	60.00
AuditDesignation	R
Status	NA

**Appendix D: Department of Community Health, State of Georgia
HEDIS Interactive Data Submission System Data for Amerigroup GF 360°**

**AMGP Georgia Managed Care Company, Inc. d/b/a Amerigroup Community Care
(Org ID: 7359, Sub ID: 12792, Medicaid, Special Area: Georgia, Special Project: GA
360, Contract Number:)**

MeasurementYear: 2021

**Cardiovascular Monitoring for People With Cardiovascular Disease and
Schizophrenia (SMC)**

IndicatorMetric	CardiovascularMonitoringSchizophrenia
IndicatorKey	202447_20
EligiblePopulation	0
NumeratorByAdmin	0
NumeratorBySupplemental	0
Rate	
AuditDesignation	R
Status	NA

**Appendix D: Department of Community Health, State of Georgia
HEDIS Interactive Data Submission System Data for Amerigroup GF 360°**

**AMGP Georgia Managed Care Company, Inc. d/b/a Amerigroup Community Care
(Org ID: 7359, Sub ID: 12792, Medicaid, Special Area: Georgia, Special Project: GA
360, Contract Number:)**

MeasurementYear: 2021

Adherence to Antipsychotic Medications for Individuals With Schizophrenia (SAA)

IndicatorMetric	AdherenceAntipsychoticsSchizophrenia
IndicatorKey	202446_20
EligiblePopulation	93
ExclusionAdminRequired	32
NumeratorByAdmin	33
NumeratorBySupplemental	0
Rate	35.48
AuditDesignation	R
Status	R

**Appendix D: Department of Community Health, State of Georgia
HEDIS Interactive Data Submission System Data for Amerigroup GF 360°**

AMGP Georgia Managed Care Company, Inc. d/b/a Amerigroup Community Care (Org ID: 7359, Sub ID: 12792, Medicaid, Special Area: Georgia, Special Project: GA 360, Contract Number:)

MeasurementYear: 2021

Metabolic Monitoring for Children and Adolescents on Antipsychotics (APM)

IndicatorMetric	BloodGlucoseTesting	CholesterolTesting	BloodGlucoseCholesterolTesting	BloodGlucoseTesting	CholesterolTesting	BloodGlucoseCholesterolTesting	BloodGlucoseTesting	CholesterolTesting	BloodGlucoseCholesterolTesting
Age	1-11			12-17			Total		
IndicatorKey	210005_10	210009_10	210007_10	210006_10	210010_10	200674_20	210004_10	210008_10	200676_20
EligiblePopulation	592	592	592	1164	1164	1164	1756	1756	1756
NumeratorByAdmin	267	194	175	821	623	592	1088	817	767
NumeratorBySupplemental	12	14	15	7	40	37	19	54	52
Rate	47.13	35.14	32.09	71.13	56.96	54.04	63.04	49.60	46.64
AuditDesignation	R	R	R	R	R	R	R	R	R
Status	R	R	R	R	R	R	R	R	R

**Appendix D: Department of Community Health, State of Georgia
HEDIS Interactive Data Submission System Data for Amerigroup GF 360°**

**AMGP Georgia Managed Care Company, Inc. d/b/a Amerigroup Community Care
(Org ID: 7359, Sub ID: 12792, Medicaid, Special Area: Georgia, Special Project: GA
360, Contract Number:)**

MeasurementYear: 2021

Non-Recommended Cervical Cancer Screening in Adolescent Females (NCS)

IndicatorMetric	NonRecommendedCervicalCancerScreening
IndicatorKey	201957_20
EligiblePopulation	3199
ExclusionAdminRequired	24
NumeratorByAdmin	29
Rate	0.91
AuditDesignation	R
Status	R

**Appendix D: Department of Community Health, State of Georgia
HEDIS Interactive Data Submission System Data for Amerigroup GF 360°**

**AMGP Georgia Managed Care Company, Inc. d/b/a Amerigroup Community Care
(Org ID: 7359, Sub ID: 12792, Medicaid, Special Area: Georgia, Special Project: GA
360, Contract Number:)**

MeasurementYear: 2021

Appropriate Treatment for Upper Respiratory Infection (URI)

IndicatorMetric	AppropriateURITreatment			
Age	3m-17	18-64	65+	Total
IndicatorKey	210070_10	210069_10	210071_10	210068_10
EligiblePopulation	2673	152	0	2825
NumeratorByAdmin	238	31	0	269
Rate	91.10	79.61		90.48
AuditDesignation	R	R	R	R
Status	R	R	NA	R

**Appendix D: Department of Community Health, State of Georgia
HEDIS Interactive Data Submission System Data for Amerigroup GF 360°**

**AMGP Georgia Managed Care Company, Inc. d/b/a Amerigroup Community Care
(Org ID: 7359, Sub ID: 12792, Medicaid, Special Area: Georgia, Special Project: GA
360, Contract Number:)**

MeasurementYear: 2021

Avoidance of Antibiotic Treatment for Acute Bronchitis/Bronchiolitis (AAB)

IndicatorMetric	AvoidanceAntibioticTreatment			
Age	3m-17	18-64	65+	Total
IndicatorKey	210002_10	210001_10	210003_10	210000_10
EligiblePopulation	480	37	0	517
NumeratorByAdmin	193	20	0	213
Rate	59.79	45.95		58.80
AuditDesignation	R	R	R	R
Status	R	R	NA	R

Appendix D: Department of Community Health, State of Georgia
HEDIS Interactive Data Submission System Data for Amerigroup GF 360°

AMGP Georgia Managed Care Company, Inc. d/b/a
Amerigroup Community Care (Org ID: 7359, Sub ID: 12792,
Medicaid, Special Area: Georgia, Special Project: GA 360,
Contract Number:)

MeasurementYear: 2021

Use of Imaging Studies for Low Back Pain (LBP)

IndicatorMetric	LowBackPainImaging
IndicatorKey	201818_20
EligiblePopulation	76
ExclusionAdminRequired	9
NumeratorByAdmin	18
Rate	76.32
AuditDesignation	R
Status	R

Appendix D: Department of Community Health, State of Georgia
HEDIS Interactive Data Submission System Data for Amerigroup GF 360°

AMGP Georgia Managed Care Company, Inc. d/b/a
Amerigroup Community Care (Org ID: 7359, Sub ID: 12792,
Medicaid, Special Area: Georgia, Special Project: GA 360,
Contract Number:)

MeasurementYear: 2021

Use of Opioids at High Dosage (HDO)

IndicatorMetric	OpioidUseHighDosage
IndicatorKey	202527_10
EligiblePopulation	5
ExclusionAdminRequired	0
NumeratorByAdmin	0
Rate	0.00
AuditDesignation	R
Status	NA

**Appendix D: Department of Community Health, State of Georgia
HEDIS Interactive Data Submission System Data for Amerigroup GF 360°**

AMGP Georgia Managed Care Company, Inc. d/b/a Amerigroup Community Care (Org ID: 7359, Sub ID: 12792, Medicaid, Special Area: Georgia, Special Project: GA 360, Contract Number:)

MeasurementYear: 2021

Use of Opioids From Multiple Providers (UOP)

IndicatorMetric	MultiplePrescribers	MultiplePharmacies	MultiplePrescribersMultiplePharmacies
IndicatorKey	202529_10	202528_10	202530_10
EligiblePopulation	5	5	5
NumeratorByAdmin	1	0	0
Rate	20.00	0.00	0.00
AuditDesignation	R	R	R
Status	NA	NA	NA

**Appendix D: Department of Community Health, State of Georgia
HEDIS Interactive Data Submission System Data for Amerigroup GF 360°**

AMGP Georgia Managed Care Company, Inc. d/b/a Amerigroup Community Care (Org ID: 7359, Sub ID: 12792, Medicaid, Special Area: Georgia, Special Project: GA 360, Contract Number:)

MeasurementYear: 2021

Risk of Continued Opioid Use (COU)

IndicatorMetric	Covered15OrMoreDays	Covered31OrMoreDays	Covered15OrMoreDays	Covered31OrMoreDays	Covered15OrMoreDays	Covered31OrMoreDays
Age	18-64		65+		Total	
IndicatorKey	203434_10	203437_10	203435_10	203438_10	203436_10	203439_10
EligiblePopulation	313	313	0	0	313	313
ExclusionAdminRequired	3	3	0	0	3	3
NumeratorByAdmin	0	0	0	0	0	0
Rate	0.00	0.00			0.00	0.00
AuditDesignation	R	R	R	R	R	R
Status	R	R	NA	NA	R	R

**Appendix D: Department of Community Health, State of Georgia
HEDIS Interactive Data Submission System Data for Amerigroup GF 360°**

(Org ID: 7359, Sub ID: 12792, Medicaid, Special Area: Georgia, Special Project: GA 360, Contract Number:)

MeasurementYear: 2021

Adults' Access to Preventive/Ambulatory Health Services (AAP)

IndicatorMetric	AdultAccessPreventiveCare			
Age	20-44	45-64	65+	Total
IndicatorKey	200001_20	200002_20	200003_20	200004_20
EligiblePopulation	2527	0	0	2527
NumeratorByAdmin	1507	0	0	1507
Rate	59.64			59.64
AuditDesignation	R	R	R	R
Status	R	NA	NA	R

**Appendix D: Department of Community Health, State of Georgia
HEDIS Interactive Data Submission System Data for Amerigroup GF 360°**

**AMGP Georgia Managed Care Company, Inc. d/b/a Amerigroup Community Care (Org ID: 7359, Sub ID: 12792,
Medicaid, Special Area: Georgia, Special Project: GA 360, Contract Number:)**

**MeasurementYear: 2021
Annual Dental Visit (ADV)**

IndicatorMetric	AnnualDentalVisit						
Age	2-3	4-6	7-10	11-14	15-18	19-20	Total
IndicatorKey	200635_20	200636_20	200637_20	200632_20	200633_20	200634_20	200638_20
EligiblePopulation	1627	3277	4794	5278	5802	2102	22880
NumeratorByAdmin	1120	2509	3625	3704	3549	628	15135
Rate	68.84	76.56	75.62	70.18	61.17	29.88	66.15
AuditDesignation	R	R	R	R	R	R	R
Status	R	R	R	R	R	R	R

Appendix D: Department of Community Health, State of Georgia HEDIS Interactive Data Submission System Data for Amerigroup GF 360°

AMGP Georgia Managed Care Company, Inc. d/b/a Amerigroup Community Care (Org ID: 7359, Sub ID: 12792, Medicaid, Special Area: Georgia, Special Project: GA 360, Contract Number:)

MeasurementYear: 2021

Initiation and Engagement of Alcohol and Other Drug Abuse or Dependence Treatment (IET)

IndicatorMetric	Initiation	Engagement	Initiation	Engagement	Initiation	Engagement	Initiation	Engagement	Initiation	Engagement	Initiation	Engagement	Initiation	Engagement	Initiation	Engagement	Initiation	Engagement	Initiation	Engagement	Initiation	Engagement	Initiation	Engagement
Age	13-17								18+								Total							
Drug	Alcohol		Opioid		Other		Total		Alcohol		Opioid		Other		Total		Alcohol		Opioid		Other		Total	
IndicatorKey	203288_10	203279_10	203289_10	203280_10	203290_10	203281_10	201452_20	201449_20	203291_10	203282_10	203292_10	203283_10	203293_10	203284_10	201453_20	201450_20	203294_10	203285_10	203295_10	203286_10	203296_10	203287_10	201454_20	201451_20
EligiblePopulation	34	34	3	3	164	164	184	184	47	47	8	8	198	198	232	232	81	81	11	11	362	362	416	416
NumeratorByAdmin	20	1	1	1	88	25	100	27	22	3	5	1	88	13	102	16	42	4	6	2	176	38	202	43
Rate	58.82	2.94	33.33	33.33	53.66	15.24	54.35	14.67	46.81	6.38	62.50	12.50	44.44	6.57	43.97	6.90	51.85	4.94	54.55	18.18	48.62	10.50	48.56	10.34
AuditDesignation	R	R	R	R	R	R	R	R	R	R	R	R	R	R	R	R	R	R	R	R	R	R	R	R
Status	R	R	NA	NA	R	R	R	R	R	R	NA	NA	R	R	R	R	R	R	NA	NA	R	R	R	R

**Appendix D: Department of Community Health, State of Georgia
HEDIS Interactive Data Submission System Data for Amerigroup GF 360°**

AMGP Georgia Managed Care Company, Inc. d/b/a Amerigroup Community Care (Org ID: 7359, Sub ID: 12792, Medicaid, Special Area: Georgia, Special Project: GA 360, Contract Number:)

MeasurementYear: 2021

Prenatal and Postpartum Care (PPC)

IndicatorMetric	TimelinessPrenatalCare	PostpartumCare
IndicatorKey	202142_20	202141_20
CollectionMethod	H	H
EligiblePopulation	220	220
NumeratorByAdminElig	138	113
CYAR	62.73	51.36
MinReqSampleSize	220	220
OversampleRate	0	0
OversampleRecordsNumber	0	0
ExclusionValidDataErrors	0	0
ExclusionEmployeeOrDep	0	0
OversampleRecsAdded	0	0
Denominator	220	220
NumeratorByAdmin	138	113
NumeratorByMedicalRecords	30	34
Rate	76.36	66.82
AuditDesignation	R	R
Status	R	R

**Appendix D: Department of Community Health, State of Georgia
 HEDIS Interactive Data Submission System Data for Amerigroup GF 360°**

AMGP Georgia Managed Care Company, Inc. d/b/a Amerigroup Community Care (Org ID: 7359, Sub ID: 12792, Medicaid, Special Area: Georgia, Special Project: GA 360, Contract Number:)

MeasurementYear: 2021

Use of First-Line Psychosocial Care for Children and Adolescents on Antipsychotics (APP)

IndicatorMetric	PsychosocialCareAntipsychotics		
Age	1-11	12-17	Total
IndicatorKey	210011_10	200678_20	200680_20
EligiblePopulation	193	245	438
ExclusionAdminRequired	88	184	272
NumeratorByAdmin	148	202	350
Rate	76.68	82.45	79.91
AuditDesignation	R	R	R
Status	R	R	R

**Appendix D: Department of Community Health, State of Georgia
HEDIS Interactive Data Submission System Data for Amerigroup GF 360°**

AMGP Georgia Managed Care Company, Inc. d/b/a Amerigroup Community Care (Org ID: 7359, Sub ID: 12792, Medicaid, Special Area: Georgia, Special Project: GA 360, Contract Number:)

MeasurementYear: 2021

Well-Child Visits in the First 30 Months of Life (W30)

IndicatorMetric	Age15Months	Age15To30Months
IndicatorKey	202498_20	210089_10
EligiblePopulation	478	693
NumeratorByAdmin	224	618
NumeratorBySupplemental	70	7
Rate	61.51	90.19
AuditDesignation	R	R
Status	R	R

**Appendix D: Department of Community Health, State of Georgia
HEDIS Interactive Data Submission System Data for Amerigroup GF 360°**

AMGP Georgia Managed Care Company, Inc. d/b/a Amerigroup Community Care (Org ID: 7359, Sub ID: 12792, Medicaid, Special Area: Georgia, Special Project: GA 360, Contract Number:)

MeasurementYear: 2021

Child and Adolescent Well-Care Visits (WCV)

IndicatorMetric	ChildAdolescentWellVisits			
Age	3-11	12-17	18-21	Total
IndicatorKey	210093_10	210091_10	210092_10	210094_10
EligiblePopulation	10202	8590	4090	22882
NumeratorByAdmin	7068	5369	1079	13516
NumeratorBySupplemental	10	5	2	17
Rate	69.38	62.56	26.43	59.14
AuditDesignation	R	R	R	R
Status	R	R	R	R

Appendix D: Department of Community Health, State of Georgia HEDIS Interactive Data Submission System Data for Amerigroup GF 360°

AMGP Georgia Managed Care Company, Inc. d/b/a Amerigroup Community Care (Org ID: 7359, Sub ID: 12792, Medicaid, Special Area: Georgia, Special Project: GA 360, Contract Number:)

MeasurementYear: 2021

Frequency of Selected Procedures (FSP)

Category	BariatricWeightLossSurgery						Tonsillectomy		HysterectomyAbdominal		HysterectomyVaginal		CholecystectomyOpen			CholecystectomyLaparoscopic			BackSurgery				Mastectomy		Lumpectomy	
Age	0-19		20-44		45-64		0-9	10-19	15-44	45-64	15-44	45-64	15-44	30-64	45-64	15-44	30-64	45-64	20-44		45-64		15-44	45-64	15-44	45-64
Gender	M	F	M	F	M	F	M+F	F	F	F	F	F	M	F	M	F	M	F	M	F	M	F	M	F	M	F
IndicatorKey	201043_20	201035_20	201044_20	201036_20	201045_20	201037_20	201155_20	201156_20	201113_20	201114_20	201120_20	201121_20	201083_20	201090_20	201084_20	201096_20	201103_20	201097_20	201028_20	201021_20	201029_20	201022_20	201130_20	201131_20	201123_20	201124_20
MemberMonths	166061	154848	10888	13943	0	0	142551	178384	58203	0	58203	0	58203	0	0	58203	0	0	10888	13943	0	0	58203	0	58203	0
ProcedureCount	0	0	0	0	0	0	127	36	0	0	0	0	0	0	0	15	0	0	0	1	0	0	0	0	3	0
Rate	0.00	0.00	0.00	0.00			0.89	0.20	0.00		0.00		0.00			0.26			0.00	0.07			0.00		0.05	
AuditDesignation	R	R	R	R	R	R	R	R	R	R	R	R	R	R	R	R	R	R	R	R	R	R	R	R	R	R
Status	R	R	R	R	NA	NA	R	R	R	NA	R	NA	R	NA	NA	R	NA	NA	R	R	NA	NA	R	NA	R	NA

Appendix D: Department of Community Health, State of Georgia HEDIS Interactive Data Submission System Data for Amerigroup GF 360°

AMGP Georgia Managed Care Company, Inc. d/b/a Amerigroup Community Care (Org ID: 7359, Sub ID: 12792, Medicaid, Special Area: Georgia, Special Project: GA 360, Contract Number:)

MeasurementYear: 2021

Ambulatory Care (AMBa)

Category	Outpatient	ED	Outpatient	ED	Outpatient	ED	Outpatient	ED	Outpatient	ED	Outpatient	ED	Outpatient	ED	Outpatient	ED	Outpatient	ED	Outpatient	ED
Age	LessThan1		1-9		10-19		20-44		45-64		65-74		75-84		85+		Unknown		Total	
IndicatorKey	200657_20	200648_20	200650_20	200641_20	200651_20	200642_20	200652_20	200643_20	200653_20	200644_20	200654_20	200645_20	200655_20	200646_20	200656_20	200647_20	200640_20	200639_20	200658_20	200649_20
MemberMonths	6753	6753	135798	135798	178384	178384	24831	24831	0	0	0	0	0	0	0	0	0	0	345766	345766
VisitCount	7348	392	47350	3177	40616	6056	4862	2270	0	0	0	0	0	0	0	0	0	0	100176	11895
Rate	1088.11	58.05	348.68	23.40	227.69	33.95	195.80	91.42											289.72	34.40
AuditDesignation	R	R	R	R	R	R	R	R	R	R	R	R	R	R	R	R	R	R	R	R
Status	R	R	R	R	R	R	R	R	NA	NA	NA	NA	NA	NA	NA	NA	NA	NA	R	R

Appendix D: Department of Community Health, State of Georgia HEDIS Interactive Data Submission System Data for Amerigroup GF 360°

AMGP Georgia Managed Care Company, Inc. d/b/a Amerigroup Community Care (Org ID: 7359, Sub ID: 12792, Medicaid, Special Area: Georgia, Special Project: GA 360, Contract Number:)

MeasurementYear: 2021

Ambulatory Care (Dual) (AMBb)

Category	Outpatient	ED	Outpatient	ED	Outpatient	ED	Outpatient	ED	Outpatient	ED	Outpatient	ED	Outpatient	ED	Outpatient	ED	Outpatient	ED	Outpatient	ED
Age	LessThan1		1-9		10-19		20-44		45-64		65-74		75-84		85+		Unknown		Total	
IndicatorKey	200657_21	200648_21	200650_21	200641_21	200651_21	200642_21	200652_21	200643_21	200653_21	200644_21	200654_21	200645_21	200655_21	200646_21	200656_21	200647_21	200640_21	200639_21	200658_21	200649_21
MemberMonths																				
VisitCount																				
Rate																				
AuditDesignation	NR	NR	NR	NR	NR	NR	NR	NR	NR	NR	NR	NR	NR	NR	NR	NR	NR	NR	NR	NR
Status	NR	NR	NR	NR	NR	NR	NR	NR	NR	NR	NR	NR	NR	NR	NR	NR	NR	NR	NR	NR

Appendix D: Department of Community Health, State of Georgia HEDIS Interactive Data Submission System Data for Amerigroup GF 360°

AMGP Georgia Managed Care Company, Inc. d/b/a Amerigroup Community Care (Org ID: 7359, Sub ID: 12792, Medicaid, Special Area: Georgia, Special Project: GA 360, Contract Number:)

MeasurementYear: 2021

Ambulatory Care (Disabled) (AMBc)

Category	Outpatient	ED	Outpatient	ED	Outpatient	ED	Outpatient	ED	Outpatient	ED	Outpatient	ED	Outpatient	ED	Outpatient	ED	Outpatient	ED	Outpatient	ED
Age	LessThan1		1-9		10-19		20-44		45-64		65-74		75-84		85+		Unknown		Total	
IndicatorKey	200657_22	200648_22	200650_22	200641_22	200651_22	200642_22	200652_22	200643_22	200653_22	200644_22	200654_22	200645_22	200655_22	200646_22	200656_22	200647_22	200640_22	200639_22	200658_22	200649_22
MemberMonths																				
VisitCount																				
Rate																				
AuditDesignation	NR	NR	NR	NR	NR	NR	NR	NR	NR	NR	NR	NR	NR	NR	NR	NR	NR	NR	NR	NR
Status	NR	NR	NR	NR	NR	NR	NR	NR	NR	NR	NR	NR	NR	NR	NR	NR	NR	NR	NR	NR

Appendix D: Department of Community Health, State of Georgia HEDIS Interactive Data Submission System Data for Amerigroup GF 360°

AMGP Georgia Managed Care Company, Inc. d/b/a Amerigroup Community Care (Org ID: 7359, Sub ID: 12792, Medicaid, Special Area: Georgia, Special Project: GA 360, Contract Number:)

MeasurementYear: 2021


Ambulatory Care (Low Income) (AMBd)

Category	Outpatient	ED	Outpatient	ED	Outpatient	ED	Outpatient	ED	Outpatient	ED	Outpatient	ED	Outpatient	ED	Outpatient	ED	Outpatient	ED	Outpatient	ED	
Age	LessThan1		1-9		10-19		20-44		45-64		65-74		75-84		85+		Unknown		Total		
IndicatorKey	200657_23	200648_23	200650_23	200641_23	200651_23	200642_23	200652_23	200643_23	200653_23	200644_23	200654_23	200645_23	200655_23	200646_23	200656_23	200647_23	200640_23	200639_23	200658_23	200649_23	
MemberMonths																					
VisitCount																					
Rate																					
AuditDesignation	NR	NR	NR	NR	NR	NR	NR	NR	NR	NR	NR	NR	NR	NR	NR	NR	NR	NR	NR	NR	NR
Status	NR	NR	NR	NR	NR	NR	NR	NR	NR	NR	NR	NR	NR	NR	NR	NR	NR	NR	NR	NR	NR

**Appendix D: Department of Community Health, State of Georgia
HEDIS Interactive Data Submission System Data for Amerigroup GF 360°**

The image shows a very long and narrow table with many columns and rows. The table is mostly obscured by a large, solid orange/red block that covers the majority of the data area. Only the top few rows and the leftmost columns are visible, showing headers and some data points. The table appears to be a data submission system output, likely containing performance metrics for Amerigroup GF 360°.

**Appendix D: Department of Community Health, State of Georgia
HEDIS Interactive Data Submission System Data for Amerigroup GF 360°**



The image shows a very long and narrow table with many columns and a few rows of data. The table is mostly obscured by a yellow highlight, which appears to be a selection or a filter applied to the data. The visible text is mostly illegible due to the small size and the highlight, but it seems to contain numerical and categorical data across many columns.

**Appendix D: Department of Community Health, State of Georgia
HEDIS Interactive Data Submission System Data for Amerigroup GF 360°**

The image shows a table with a large orange redaction block covering the majority of its content. Only the top row, which contains column headers, is visible. The headers are small and difficult to read, but they appear to be organized into several groups, possibly representing different data categories or time periods. The redaction block is a solid orange color and spans almost the entire width of the page.

**Appendix D: Department of Community Health, State of Georgia
HEDIS Interactive Data Submission System Data for Amerigroup GF 360°**



The image shows a very long and narrow table with numerous columns and rows. The table is almost entirely obscured by a large, solid orange rectangular block that covers the majority of the page's content. Only the top edge of the table is visible, showing a grid of cells with some faint text and numbers. The table appears to be a data submission system output, likely containing HEDIS performance metrics for Amerigroup GF 360°.

**Appendix D: Department of Community Health, State of Georgia
HEDIS Interactive Data Submission System Data for Amerigroup GF 360°**

The image shows a wide table with many columns and a few rows of data. The table is mostly obscured by a yellow highlight, which covers the majority of the data cells. Only the top row, which likely contains column headers, is clearly visible. The headers are small and difficult to read, but they appear to include various identifiers and performance metrics. The table spans the width of the page, indicating a large number of data points or categories.

**Appendix D: Department of Community Health, State of Georgia
HEDIS Interactive Data Submission System Data for Amerigroup GF 360°**

The image shows a very long and narrow table, likely a data submission system output. The table has many columns and rows, with the content being mostly small text and numbers. The table is mostly empty, with only a few rows of data visible at the top. The data appears to be organized into several sections, possibly corresponding to different HEDIS measures or demographic groups. The table is too small to read the specific data points, but it represents the raw data for the Amerigroup GF 360° plan.

**Appendix D: Department of Community Health, State of Georgia
HEDIS Interactive Data Submission System Data for Amerigroup GF 360°**

The image shows a table with a grid of cells. The top row contains column headers, which are mostly illegible due to the redaction. The table is filled with data rows, but the content is almost entirely hidden by a large, solid orange rectangular block that covers the majority of the page's vertical space.

**Appendix D: Department of Community Health, State of Georgia
HEDIS Interactive Data Submission System Data for Amerigroup GF 360°**

The image shows a very thin, wide table with many columns and a few rows of data. The table is mostly obscured by a yellow highlight, which appears to be a selection or a filter applied to the data. The visible text is too small to read, but it likely represents HEDIS performance metrics for Amerigroup GF 360°.

**Appendix D: Department of Community Health, State of Georgia
HEDIS Interactive Data Submission System Data for Amerigroup GF 360°**



The image shows a very long and narrow table with many columns and a few rows of data. The table is mostly obscured by a yellow highlight, which appears to be a selection or a filter applied to the data. The visible text is mostly illegible due to the small size and the highlight, but it seems to be a data table with multiple columns and a few rows of data.

**Appendix D: Department of Community Health, State of Georgia
HEDIS Interactive Data Submission System Data for Amerigroup GF 360°**

The image shows a wide table with many columns and rows. The top portion of the table is visible, showing column headers and the first few rows of data. The rest of the table is obscured by a large orange redaction block.

**Appendix D: Department of Community Health, State of Georgia
HEDIS Interactive Data Submission System Data for Amerigroup GF 360°**

The image shows a very long and narrow table, likely a data submission system output. The table has many columns, with headers that are mostly illegible due to the small font size. The data rows consist of small text and numbers, possibly representing performance metrics or submission details. The table is oriented horizontally across the top of the page.

**Appendix D: Department of Community Health, State of Georgia
HEDIS Interactive Data Submission System Data for Amerigroup GF 360°**



The image shows a very long and narrow table with many columns and a few rows of data. The table is mostly obscured by a yellow highlight, which appears to be a selection or a filter applied to the data. The visible text is mostly illegible due to the small size and the highlight, but it seems to contain numerical data across many columns.

**Appendix D: Department of Community Health, State of Georgia
HEDIS Interactive Data Submission System Data for Amerigroup GF 360°**



The image shows a very long and narrow table with many columns and a few rows of data. The table is mostly obscured by a yellow highlight, which appears to be a selection or a filter applied to the data. The visible text is mostly illegible due to the low resolution and the highlighting.

**Appendix D: Department of Community Health, State of Georgia
HEDIS Interactive Data Submission System Data for Amerigroup GF 360°**

The image shows a table with a large orange redaction block covering the majority of its content. Only the top header row is visible, containing numerous column headers. The redaction covers all data rows, leaving only the structure of the table visible at the top.

**Appendix D: Department of Community Health, State of Georgia
HEDIS Interactive Data Submission System Data for Amerigroup GF 360°**

The image shows a wide table with many columns and rows. The top portion of the table is visible, showing column headers and the first few rows of data. The rest of the table is obscured by a large, solid orange rectangular block that covers the majority of the page's content area.

**Appendix D: Department of Community Health, State of Georgia
HEDIS Interactive Data Submission System Data for Amerigroup GF 360°**

The image shows a very long and narrow table, likely a data submission system interface. The table has many columns and rows. The top row contains headers for various data points, including dates and categories. The subsequent rows contain data points, many of which are highlighted in orange, indicating a specific status or value. The table is too narrow to read the individual data points, but it appears to be a comprehensive data submission system.

**Appendix D: Department of Community Health, State of Georgia
HEDIS Interactive Data Submission System Data for Amerigroup GF 360°**

The image shows a table with a large orange rectangular redaction box covering the majority of its content. Only the top header row and a few rows of data are visible. The table appears to have many columns, likely representing different data points or categories. The redaction is a solid orange color, completely obscuring the text and numbers underneath.

**Appendix D: Department of Community Health, State of Georgia
HEDIS Interactive Data Submission System Data for Amerigroup GF 360°**

The image shows a very long and narrow table with many columns and a few rows of data. The table is mostly obscured by a yellow highlight, which appears to be a selection or a filter applied to the data. The visible text is mostly illegible due to the small size and the highlight.

**Appendix D: Department of Community Health, State of Georgia
HEDIS Interactive Data Submission System Data for Amerigroup GF 360°**



The image shows a very long, thin table with many columns and a few rows of data. The table is mostly obscured by a yellow highlight, which appears to be a selection or a filter applied to the data. The table is located at the top of the page, below the title. The data is organized into columns, but the specific values are not legible due to the low resolution and the yellow highlight.

**Appendix D: Department of Community Health, State of Georgia
HEDIS Interactive Data Submission System Data for Amerigroup GF 360°**

The image shows a wide table with many columns and rows. The top portion of the table is visible, showing column headers and the first few rows of data. The rest of the table is obscured by a large orange redaction block.

**Appendix D: Department of Community Health, State of Georgia
HEDIS Interactive Data Submission System Data for Amerigroup GF 360°**

The image shows a very long and narrow table, likely a data export from a HEDIS system. The table has many columns, with the first few containing text labels and the rest containing numerical data. The data cells are predominantly yellow, suggesting a consistent value or a specific data type. The table is too small to read individual values, but it represents a large dataset of performance measures.

**Appendix D: Department of Community Health, State of Georgia
HEDIS Interactive Data Submission System Data for Amerigroup GF 360°**

The image shows a very long, narrow table with many columns and rows. The table is mostly filled with yellow cells, indicating that the data is either missing or has been redacted. The table is positioned at the top of the page and spans most of its width. The text is too small to read, but it appears to be a data submission system output.

**Appendix D: Department of Community Health, State of Georgia
HEDIS Interactive Data Submission System Data for Amerigroup GF 360°**

The image shows a very long, narrow table with many columns and rows. The table is mostly filled with yellow cells, indicating that the data is either missing or has been redacted. The table is positioned at the top of the page and spans most of its width. The text is too small to read, but it appears to be a data submission system output.


**Appendix D: Department of Community Health, State of Georgia
HEDIS Interactive Data Submission System Data for Amerigroup GF 360°**

The image shows a very long, narrow table with many columns and rows. The table is mostly filled with yellow cells, indicating that the data is either missing or has been redacted. The table is positioned at the top of the page and spans most of its width. The text is too small to read, but it appears to be a data submission system output.

Appendix D: Department of Community Health, State of Georgia
HEDIS Interactive Data Submission System Data for Amerigroup GF 360°


The image shows a very long, narrow table with multiple columns and rows. The table is mostly filled with yellow cells, indicating data points. The columns are labeled with various HEDIS measures and metrics, and the rows represent different data points or time periods. The table is too small to read the specific values, but it appears to be a comprehensive data submission for the Amerigroup GF 360° plan.

**Appendix D: Department of Community Health, State of Georgia
HEDIS Interactive Data Submission System Data for Amerigroup GF 360°**




The image shows a very long and thin table, likely a data submission spreadsheet. It has a header row with many columns, each with a small label. Below the header, there are several rows of data. Most of the cells in these rows are highlighted in yellow, indicating that the data for those cells is missing or has not been entered. The table is too narrow to read the specific data values.

**Appendix D: Department of Community Health, State of Georgia
HEDIS Interactive Data Submission System Data for Amerigroup GF 360°**


A horizontal strip of a data table with a yellow background and a grid pattern. The table contains multiple columns and rows of data, but the text is too small to be legible. The strip is positioned at the top of the page, below the title.

**Appendix D: Department of Community Health, State of Georgia
HEDIS Interactive Data Submission System Data for Amerigroup GF 360°**




The image shows a long, thin table with many columns and a few rows of data. The table is mostly yellow, indicating that most of the data points are missing or not applicable. The columns are very narrow, and the rows are also thin, making the data difficult to read. The table appears to be a continuation of data from a previous page, as it is cut off on the right side.


**Appendix D: Department of Community Health, State of Georgia
HEDIS Interactive Data Submission System Data for Amerigroup GF 360°**

A long, thin table with many columns and a few rows of data, mostly highlighted in yellow. The table appears to be a data submission system output, with columns likely representing different performance measures or data points. The rows contain numerical values, some of which are highlighted in yellow, possibly indicating specific data points of interest or errors.

**Appendix D: Department of Community Health, State of Georgia
HEDIS Interactive Data Submission System Data for Amerigroup GF 360°**

A horizontal strip of a data table, likely representing a row of data from a larger dataset. The table has many columns, with some cells containing numerical values and others containing text or symbols. The table is rendered in a light yellow color with thin black grid lines.

**Appendix D: Department of Community Health, State of Georgia
HEDIS Interactive Data Submission System Data for Amerigroup GF 360°**



The image shows a long, thin table with many columns and a few rows of data. The table is mostly yellow, indicating that most of the data points are missing or not applicable. The columns are very narrow, and the rows are also thin, making the data difficult to read. The table appears to be a continuation of data from a previous page.


**Appendix D: Department of Community Health, State of Georgia
HEDIS Interactive Data Submission System Data for Amerigroup GF 360°**

The image shows a horizontal strip of a data table. It consists of approximately 25 columns and 10 rows. The cells in the table are colored in a repeating pattern of yellow and white, suggesting a grid or a placeholder for data. The text within the cells is illegible due to the small size and low resolution of the image.

Appendix D: Department of Community Health, State of Georgia
HEDIS Interactive Data Submission System Data for Amerigroup GF 360°


The image shows a very long, narrow table with multiple columns and rows. The table is mostly filled with orange-colored cells, indicating data points. The columns are labeled with various codes and names, and the rows represent different data categories. The table is too small to read the specific data values.

**Appendix D: Department of Community Health, State of Georgia
HEDIS Interactive Data Submission System Data for Amerigroup GF 360°**




The image shows a very long and thin table, likely representing a large dataset. The table has many columns and a few rows. The cells are mostly yellow, suggesting that the data values are missing or zero. The table is positioned at the top of the page and is mostly empty.

**Appendix D: Department of Community Health, State of Georgia
HEDIS Interactive Data Submission System Data for Amerigroup GF 360°**



The image shows a horizontal strip of a data table. The table has many columns and a few rows. The bottom portion of the table is highlighted in yellow, while the top portion is white with black text. The text is too small to read, but it appears to be a list of data points or metrics.

**Appendix D: Department of Community Health, State of Georgia
HEDIS Interactive Data Submission System Data for Amerigroup GF 360°**



The image shows a very long and thin table with approximately 100 columns and 3-4 rows of data. The table is mostly filled with yellow cells, indicating that the data is either missing or has been redacted. The table is positioned at the top of the page and spans most of its width.

**Appendix D: Department of Community Health, State of Georgia
HEDIS Interactive Data Submission System Data for Amerigroup GF 360°**




The image shows a horizontal strip of a data table. The table has many columns and a few rows. The cells are mostly empty, with some containing small, illegible text or numbers. The table is rendered in a light gray and yellow color scheme.

Appendix D: Department of Community Health, State of Georgia
HEDIS Interactive Data Submission System Data for Amerigroup GF 360°


The image shows a very wide and thin table, likely a data submission spreadsheet. The table has many columns and a few rows. The content is mostly obscured by a large yellow rectangular area that covers the majority of the table's data cells. Only the top few rows and the leftmost columns are visible, showing headers and some data points. The headers include terms like 'Measure', 'Metric', 'Status', 'Start Date', 'End Date', and 'Last Updated'. The data rows contain various alphanumeric values and dates.

**Appendix D: Department of Community Health, State of Georgia
HEDIS Interactive Data Submission System Data for Amerigroup GF 360°**




The image shows a very long and thin table, likely representing a large dataset. The table has many columns and a few rows of data. The data cells are mostly highlighted in yellow, suggesting a specific filter or selection. The table is positioned at the top of the page and spans most of its width.

**Appendix D: Department of Community Health, State of Georgia
HEDIS Interactive Data Submission System Data for Amerigroup GF 360°**

A horizontal strip of a data table, likely representing a row of data from a larger dataset. The table has many columns, with some cells containing numerical values and others containing text or symbols. The table is rendered in a light yellow and white color scheme.

**Appendix D: Department of Community Health, State of Georgia
HEDIS Interactive Data Submission System Data for Amerigroup GF 360°**



The image shows a very long and thin table with approximately 100 columns and 3-4 rows of data. The table is mostly filled with yellow cells, indicating that the data is either missing or has been redacted. The columns are very narrow, and the text within them is illegible. The table appears to be a continuation of data from a previous page.

**Appendix D: Department of Community Health, State of Georgia
HEDIS Interactive Data Submission System Data for Amerigroup GF 360°**

**Appendix D: Department of Community Health, State of Georgia
HEDIS Interactive Data Submission System Data for Amerigroup GF 360°**

**AMGP Georgia Managed Care Company, Inc. d/b/a Amerigroup Community Care
(Org ID: 7359, Sub ID: 12792, Medicaid, Special Area: Georgia, Special Project: GA
360, Contract Number:)**

MeasurementYear: 2021

Plan All-Cause Readmissions (PCR)

Category	PlanAllCauseReadmissions			
Age	18-44	45-54	55-64	18-64
IndicatorKey	202014_20	202015_20	202016_20	202025_20
MemberCount	277	0	0	277
OutlierMemberCount	26	0	0	26
OutlierRate	93.86			93.86
Denominator	321	0	0	321
ObservedCount	49	0	0	49
ObservedRate	15.26			15.26
ExpectedCount	26.7095	0.0000	0.0000	26.7095
ExpectedRate	8.32			8.32
CountVariance	24.3975	0.0000	0.0000	24.3975
OE	1.8346			1.8346
AuditDesignation	R	R	R	R
Status	R	NA	NA	R

Appendix D: Department of Community Health, State of Georgia HEDIS Interactive Data Submission System Data for Amerigroup GF 360°

AMGP Georgia Managed Care Company, Inc. d/b/a Amerigroup Community Care (Org ID: 7359, Sub ID: 12792, Medicaid, Special Area: Georgia, Special Project: GA 360, Contract Number:)

MeasurementYear: 2021

Enrollment by Product Line (ENPs)

Category	Enrollment																				Total		
Age	LessThan1	1-4	5-9	10-14	15-17	18-19	20-24	25-29	30-34	35-39	40-44	45-49	50-54	55-59	60-64	65-69	70-74	75-79	80-84	85-89	90+	Unknown	Total
IndicatorKey	201007_20	200929_20	200971_20	200932_20	200935_20	200938_20	200941_20	200950_20	200953_20	200956_20	200959_20	200962_20	200974_20	200977_20	200980_20	200989_20	200992_20	200995_20	200998_20	201001_20	201004_20	201013_20	201010_20
MemberMonths	6753	52926	82887	89141	60115	29130	23851	980	0	0	0	0	0	0	0	0	0	0	0	0	0	0	345783
Rate	563	4411	6907	7428	5010	2428	1988	82	0	0	0	0	0	0	0	0	0	0	0	0	0	0	28815
AuditDesignation	R	R	R	R	R	R	R	R	R	R	R	R	R	R	R	R	R	R	R	R	R	R	R
Status	R	R	R	R	R	R	R	R	R	R	R	R	R	R	R	R	R	R	R	R	R	R	R

Appendix D: Department of Community Health, State of Georgia HEDIS Interactive Data Submission System Data for Amerigroup GF 360°

AMGP Georgia Managed Care Company, Inc. d/b/a Amerigroup Community Care (Org ID: 7359, Sub ID: 12792, Medicaid, Special Area: Georgia, Special Project: GA 360, Contract Number:)

MeasurementYear: 2021

Enrollment by Product Line (Dual) (ENPb)

Category	Enrollment																						
Age	LessThan1	1-4	5-9	10-14	15-17	18-19	20-24	25-29	30-34	35-39	40-44	45-49	50-54	55-59	60-64	65-69	70-74	75-79	80-84	85-89	90+	Unknown	Total
IndicatorKey	201007_21	200929_21	200971_21	200932_21	200935_21	200938_21	200941_21	200950_21	200953_21	200956_21	200959_21	200962_21	200974_21	200977_21	200980_21	200989_21	200992_21	200995_21	200998_21	201001_21	201004_21	201013_21	201010_21
MemberMonths																							
Rate																							
AuditDesignation	NR	NR	NR	NR	NR	NR	NR	NR	NR	NR	NR	NR	NR	NR	NR	NR	NR	NR	NR	NR	NR	NR	NR
Status	NR	NR	NR	NR	NR	NR	NR	NR	NR	NR	NR	NR	NR	NR	NR	NR	NR	NR	NR	NR	NR	NR	NR

Appendix D: Department of Community Health, State of Georgia HEDIS Interactive Data Submission System Data for Amerigroup GF 360°

AMGP Georgia Managed Care Company, Inc. d/b/a Amerigroup Community Care (Org ID: 7359, Sub ID: 12792, Medicaid, Special Area: Georgia, Special Project: GA 360, Contract Number:)

MeasurementYear: 2021

Enrollment by Product Line (Disabled) (ENPc)

Category	Enrollment																						
Age	LessThan1	1-4	5-9	10-14	15-17	18-19	20-24	25-29	30-34	35-39	40-44	45-49	50-54	55-59	60-64	65-69	70-74	75-79	80-84	85-89	90+	Unknown	Total
IndicatorKey	201007_22	200929_22	200971_22	200932_22	200935_22	200938_22	200941_22	200950_22	200953_22	200956_22	200959_22	200962_22	200974_22	200977_22	200980_22	200989_22	200992_22	200995_22	200998_22	201001_22	201004_22	201013_22	201010_22
MemberMonths																							
Rate																							
AuditDesignation	NR	NR	NR	NR	NR	NR	NR	NR	NR	NR	NR	NR	NR	NR	NR	NR	NR	NR	NR	NR	NR	NR	NR
Status	NR	NR	NR	NR	NR	NR	NR	NR	NR	NR	NR	NR	NR	NR	NR	NR	NR	NR	NR	NR	NR	NR	NR

Appendix D: Department of Community Health, State of Georgia HEDIS Interactive Data Submission System Data for Amerigroup GF 360°

AMGP Georgia Managed Care Company, Inc. d/b/a Amerigroup Community Care (Org ID: 7359, Sub ID: 12792, Medicaid, Special Area: Georgia, Special Project: GA 360, Contract Number:)

MeasurementYear: 2021

Enrollment by Product Line (Low Income) (ENPd)

Category	Enrollment																						
Age	LessThan1	1-4	5-9	10-14	15-17	18-19	20-24	25-29	30-34	35-39	40-44	45-49	50-54	55-59	60-64	65-69	70-74	75-79	80-84	85-89	90+	Unknown	Total
IndicatorKey	201007_23	200929_23	200971_23	200932_23	200935_23	200938_23	200941_23	200950_23	200953_23	200956_23	200959_23	200962_23	200974_23	200977_23	200980_23	200989_23	200992_23	200995_23	200998_23	201001_23	201004_23	201013_23	201010_23
MemberMonths																							
Rate																							
AuditDesignation	NR	NR	NR	NR	NR	NR	NR	NR	NR	NR	NR	NR	NR	NR	NR	NR	NR	NR	NR	NR	NR	NR	NR
Status	NR	NR	NR	NR	NR	NR	NR	NR	NR	NR	NR	NR	NR	NR	NR	NR	NR	NR	NR	NR	NR	NR	NR

Appendix D: Department of Community Health, State of Georgia HEDIS Interactive Data Submission System Data for Amerigroup GF 360°

AMGP Georgia Managed Care Company, Inc. d/b/a Amerigroup Community Care (Org ID: 7359, Sub ID: 12792, Medicaid, Special Area: Georgia, Special Project: GA 360, Contract Number:)

MeasurementYear: 2021

Language Diversity of Membership (LDM)

Category	SpokenSource			WrittenSource			OtherSource			SpokenPreferred				WrittenPreferred				OtherPreferred			
	HealthPlanDirect	CmsStateDatabases	Other3rdParty	HealthPlanDirect	CmsStateDatabases	Other3rdParty	HealthPlanDirect	CmsStateDatabases	Other3rdParty	English	NonEnglish	Declined	Unknown	English	NonEnglish	Declined	Unknown	English	NonEnglish	Declined	Unknown
Source	HealthPlanDirect	CmsStateDatabases	Other3rdParty	HealthPlanDirect	CmsStateDatabases	Other3rdParty	HealthPlanDirect	CmsStateDatabases	Other3rdParty												
IndicatorKey	201850_20	201845_20	201853_20	201843_20	201842_20	201844_20	201830_20	201829_20	201831_20	201849_20	201852_20	201847_20	201857_20	201822_20	201824_20	201820_20	201828_20	201835_20	201837_20	201833_20	201841_20
MemberCount	10	33371	0	9	33372	0	0	0	33381	33077	220	0	84	33072	220	0	89	0	0	0	33381
Denominator	33381	33381	33381	33381	33381	33381	33381	33381	33381	33381	33381	33381	33381	33381	33381	33381	33381	33381	33381	33381	33381
Rate	0.03	99.97	0.00	0.03	99.97	0.00	0.00	0.00	100.00	99.09	0.66	0.00	0.25	99.07	0.66	0.00	0.27	0.00	0.00	0.00	100.00
AuditDesignation	R	R	R	R	R	R	R	R	R	R	R	R	R	R	R	R	R	R	R	R	R
Status	R	R	R	R	R	R	R	R	R	R	R	R	R	R	R	R	R	R	R	R	R

Appendix D: Department of Community Health, State of Georgia
 HEDIS Interactive Data Submission System Data for Amerigroup GF 360°

AMGP Georgia Managed Care Company, Inc. d/b/a Amerigroup
 Community Care (Org ID: 7359, Sub ID: 12792, Medicaid, Special Area:
 Georgia, Special Project: GA 360, Contract Number:)

MeasurementYear: 2021

Breast Cancer Screening (BCS-E)

IndicatorMetric	BreastCancerScreening
IndicatorKey	203602_10
InitialPopulation	
ExclusionsByEHR	
ExclusionsByCaseManagement	
ExclusionsByHIERegistry	
ExclusionsByAdmin	
Exclusions	
Denominator	
NumeratorByEHR	
NumeratorByCaseManagement	
NumeratorByHIERegistry	
NumeratorByAdmin	
Numerator	
Rate	
AuditDesignation	NR
Status	NR

Appendix D: Department of Community Health, State of Georgia
HEDIS Interactive Data Submission System Data for Amerigroup GF 360°

AMGP Georgia Managed Care Company, Inc. d/b/a Amerigroup Community Care
(Org ID: 7359, Sub ID: 12792, Medicaid, Special Area: Georgia, Special Project: GA
360, Contract Number:)

MeasurementYear: 2021

Follow-Up Care for Children Prescribed ADHD Medication (ADD-E)

IndicatorMetric	Initiation	Continuation
IndicatorKey	203601_10	203600_10
InitialPopulationByEHR		
InitialPopulationByCaseManagement		
InitialPopulationByHIERegistry		
InitialPopulationByAdmin		
InitialPopulation		
ExclusionsByEHR		
ExclusionsByCaseManagement		
ExclusionsByHIERegistry		
ExclusionsByAdmin		
Exclusions		
Denominator		
NumeratorByEHR		
NumeratorByCaseManagement		
NumeratorByHIERegistry		
NumeratorByAdmin		
Numerator		
Rate		
AuditDesignation	NR	NR
Status	NR	NR

**Appendix D: Department of Community Health, State of Georgia
HEDIS Interactive Data Submission System Data for Amerigroup GF 360°**

AMGP Georgia Managed Care Company, Inc. d/b/a Amerigroup Community Care (Org ID: 7359, Sub ID: 12792, Medicaid, Special Area: Georgia, Special Project: GA 360, Contract Number:)

MeasurementYear: 2021

Depression Screening and Follow-Up for Adolescents and Adults (DSF-E)

IndicatorMetric	Screening				FollowUp			
	12-17	18-64	65+	Total	12-17	18-64	65+	Total
Age								
IndicatorKey	202539_10	202540_10	202542_10	202543_10	202544_10	202545_10	202547_10	202548_10
InitialPopulation								
ExclusionsByEHR								
ExclusionsByCaseManagement								
ExclusionsByHIERegistry								
ExclusionsByAdmin								
Exclusions								
Denominator								
NumeratorByEHR								
NumeratorByCaseManagement								
NumeratorByHIERegistry								
NumeratorByAdmin								
Numerator								
Rate								
AuditDesignation	NR	NR	NR	NR	NR	NR	NR	NR
Status	NR	NR	NR	NR	NR	NR	NR	NR

Appendix D: Department of Community Health, State of Georgia HEDIS Interactive Data Submission System Data for Amerigroup GF 360°

AMGP Georgia Managed Care Company, Inc. d/b/a Amerigroup Community Care (Org ID: 7359, Sub ID: 12792, Medicaid, Special Area: Georgia, Special Project: GA 360, Contract Number:)

MeasurementYear: 2021

Utilization of the PHQ-9 to Monitor Depression Symptoms for Adolescents and Adults (DMS-E)

IndicatorMetric	PHQ9Utilization																			
	1					2					3					Total				
TimePeriod	12-17	18-44	45-64	65+	Total	12-17	18-44	45-64	65+	Total	12-17	18-44	45-64	65+	Total	12-17	18-44	45-64	65+	Total
IndicatorKey	203440_10	203443_10	203446_10	203449_10	203452_10	203442_10	203445_10	203448_10	203451_10	203454_10	203441_10	203444_10	203447_10	203450_10	203453_10	200753_20	200754_20	200755_20	200756_20	200757_20
InitialPopulationByEHR																				
InitialPopulationByCaseManagement																				
InitialPopulationByHIERegistry																				
InitialPopulationByAdmin																				
InitialPopulation																				
ExclusionsByEHR																				
ExclusionsByCaseManagement																				
ExclusionsByHIERegistry																				
ExclusionsByAdmin																				
Exclusions																				
Denominator																				
NumeratorByEHR																				
NumeratorByCaseManagement																				
NumeratorByHIERegistry																				
NumeratorByAdmin																				
Numerator																				
Rate																				
AuditDesignation	NR	NR	NR	NR	NR	NR	NR	NR	NR	NR	NR	NR	NR	NR	NR	NR	NR	NR	NR	NR
Status	NR	NR	NR	NR	NR	NR	NR	NR	NR	NR	NR	NR	NR	NR	NR	NR	NR	NR	NR	NR

**Appendix D: Department of Community Health, State of Georgia
HEDIS Interactive Data Submission System Data for Amerigroup GF 360°**

AMGP Georgia Managed Care Company, Inc. d/b/a Amerigroup Community Care (Org ID: 7359, Sub ID: 12792, Medicaid, Special Area: Georgia, Special Project: GA 360, Contract Number:)

MeasurementYear: 2021

Depression Remission or Response for Adolescents and Adults (DRR-E)

IndicatorMetric	FollowUp					Remission					Response				
	12-17	18-44	45-64	65+	Total	12-17	18-44	45-64	65+	Total	12-17	18-44	45-64	65+	Total
Age															
IndicatorKey	200773_20	200774_20	200775_20	200776_20	200777_20	200758_20	200759_20	200760_20	200761_20	200762_20	200763_20	200764_20	200765_20	200766_20	200767_20
InitialPopulationByEHR															
InitialPopulationByCaseManagement															
InitialPopulationByHIERegistry															
InitialPopulationByAdmin															
InitialPopulation															
ExclusionsByEHR															
ExclusionsByCaseManagement															
ExclusionsByHIERegistry															
ExclusionsByAdmin															
Exclusions															
Denominator															
NumeratorByEHR															
NumeratorByCaseManagement															
NumeratorByHIERegistry															
NumeratorByAdmin															
Numerator															
Rate															
AuditDesignation	NR	NR	NR	NR	NR	NR	NR	NR	NR	NR	NR	NR	NR	NR	NR
Status	NR	NR	NR	NR	NR	NR	NR	NR	NR	NR	NR	NR	NR	NR	NR

**Appendix D: Department of Community Health, State of Georgia
HEDIS Interactive Data Submission System Data for Amerigroup GF 360°**

AMGP Georgia Managed Care Company, Inc. d/b/a Amerigroup Community Care (Org ID: 7359, Sub ID: 12792, Medicaid, Special Area: Georgia, Special Project: GA 360, Contract Number:)

MeasurementYear: 2021

Unhealthy Alcohol Use Screening and Follow-Up (ASF-E)

IndicatorMetric	Screening				FollowUp			
	18-44	45-64	65+	Total	18-44	45-64	65+	Total
Age	18-44	45-64	65+	Total	18-44	45-64	65+	Total
IndicatorKey	202531_10	202532_10	202533_10	202534_10	202535_10	202536_10	202537_10	202538_10
InitialPopulation								
ExclusionsByEHR								
ExclusionsByCaseManagement								
ExclusionsByHIERegistry								
ExclusionsByAdmin								
Exclusions								
Denominator								
NumeratorByEHR								
NumeratorByCaseManagement								
NumeratorByHIERegistry								
NumeratorByAdmin								
Numerator								
Rate								
AuditDesignation	NR	NR	NR	NR	NR	NR	NR	NR
Status	NR	NR	NR	NR	NR	NR	NR	NR

Appendix D: Department of Community Health, State of Georgia
HEDIS Interactive Data Submission System Data for Amerigroup GF 360°

AMGP Georgia Managed Care Company, Inc. d/b/a Amerigroup Community Care (Org ID: 7359, Sub ID: 12792, Medicaid, Special Area: Georgia, Special Project: GA 360, Contract Number:)

MeasurementYear: 2021

Adult Immunization Status (AIS-E)

IndicatorMetric	Influenza	TdTdap	Zoster
IndicatorKey	203430_10	203432_10	203433_10
InitialPopulationByEHR			
InitialPopulationByCaseManagement			
InitialPopulationByHIERegistry			
InitialPopulationByAdmin			
InitialPopulation			
ExclusionsByEHR			
ExclusionsByCaseManagement			
ExclusionsByHIERegistry			
ExclusionsByAdmin			
Exclusions			
Denominator			
NumeratorByEHR			
NumeratorByCaseManagement			
NumeratorByHIERegistry			
NumeratorByAdmin			
Numerator			
Rate			
AuditDesignation	NR	NR	NR
Status	NR	NR	NR

Appendix D: Department of Community Health, State of Georgia
HEDIS Interactive Data Submission System Data for Amerigroup GF 360°

AMGP Georgia Managed Care Company, Inc. d/b/a Amerigroup Community Care (Org ID: 7359, Sub ID: 12792, Medicaid, Special Area: Georgia, Special Project: GA 360, Contract Number:)

MeasurementYear: 2021

Prenatal Immunization Status (PRS-E)

IndicatorMetric	Influenza	Tdap	Combination
IndicatorKey	203591_10	203592_10	203590_10
InitialPopulationByEHR			
InitialPopulationByCaseManagement			
InitialPopulationByHIERegistry			
InitialPopulationByAdmin			
InitialPopulation			
ExclusionsByEHR			
ExclusionsByCaseManagement			
ExclusionsByHIERegistry			
ExclusionsByAdmin			
Exclusions			
Denominator			
NumeratorByEHR			
NumeratorByCaseManagement			
NumeratorByHIERegistry			
NumeratorByAdmin			
Numerator			
Rate			
AuditDesignation	NR	NR	NR
Status	NR	NR	NR

**Appendix D: Department of Community Health, State of Georgia
HEDIS Interactive Data Submission System Data for Amerigroup GF 360°**

AMGP Georgia Managed Care Company, Inc. d/b/a Amerigroup Community Care
(Org ID: 7359, Sub ID: 12792, Medicaid, Special Area: Georgia, Special Project: GA
360, Contract Number:)

MeasurementYear: 2021

Prenatal Depression Screening and Follow-Up (PND-E)

IndicatorMetric	Screening	FollowUp
IndicatorKey	203604_10	203605_10
InitialPopulationByEHR		
InitialPopulationByCaseManagement		
InitialPopulationByHIERegistry		
InitialPopulationByAdmin		
InitialPopulation		
ExclusionsByEHR		
ExclusionsByCaseManagement		
ExclusionsByHIERegistry		
ExclusionsByAdmin		
Exclusions		
Denominator		
NumeratorByEHR		
NumeratorByCaseManagement		
NumeratorByHIERegistry		
NumeratorByAdmin		
Numerator		
Rate		
AuditDesignation	NR	NR
Status	NR	NR

**Appendix D: Department of Community Health, State of Georgia
HEDIS Interactive Data Submission System Data for Amerigroup GF 360°**

AMGP Georgia Managed Care Company, Inc. d/b/a Amerigroup Community Care
(Org ID: 7359, Sub ID: 12792, Medicaid, Special Area: Georgia, Special Project: GA
360, Contract Number:)

MeasurementYear: 2021

Postpartum Depression Screening and Follow-Up (PDS-E)

IndicatorMetric	Screening	FollowUp
IndicatorKey	203606_10	203607_10
InitialPopulationByEHR		
InitialPopulationByCaseManagement		
InitialPopulationByHIERegistry		
InitialPopulationByAdmin		
InitialPopulation		
ExclusionsByEHR		
ExclusionsByCaseManagement		
ExclusionsByHIERegistry		
ExclusionsByAdmin		
Exclusions		
Denominator		
NumeratorByEHR		
NumeratorByCaseManagement		
NumeratorByHIERegistry		
NumeratorByAdmin		
Numerator		
Rate		
AuditDesignation	NR	NR
Status	NR	NR