



State of Georgia
Department of Community Health

**Measurement Year (MY) 2021 Validation of
Performance Measures**
for
Amerigroup Community Care

Measurement Period: Calendar Year 2021

Validation Period: January–June 2022

Publish Date: August 2022



Table of Contents

Validation of Performance Measures	1
Validation Overview	1
Care Management Organization (CMO) Information	2
Performance Measures Validated	2
Description of Validation Activities	3
Pre-Audit Strategy	3
Validation Team	4
Technical Methods of Data Collection and Analysis	4
Virtual Review Activities	5
Data Integration, Data Control, and Performance Measure Documentation	9
Data Integration	9
Data Control	9
Performance Measure Documentation	9
Validation Results	10
Medical Service Data (Claims and Encounters)	10
Enrollment Data	11
Provider Data	12
Medical Record Review Validation (MRRV)	12
Supplemental Data	13
Data Integration	13
Performance Measure Specific Findings	14
Appendix A. Data Integration and Control Findings.....	A-1
Appendix B. Denominator and Numerator Validation Findings.....	B-1
Appendix C. Performance Measure Rate Submission File.....	C-1
Appendix D. HEDIS Interactive Data Submission System Data	D-1

Validation Overview

The Centers for Medicare & Medicaid Services (CMS) requires that states, through their contracts with managed care organizations (MCOs), measure and report on performance to assess the quality and appropriateness of care and services provided to members. Title 42 of the Code of Federal Regulations (CFR) §438.350(a) requires states that contract with MCOs, prepaid inpatient health plans (PIHPs), prepaid ambulatory health plans (PAHPs), or a primary care case management (PCCM) entity to have a qualified external quality review organization (EQRO) perform an annual external quality review (EQR) that includes validation of contracted entity performance measures (42 CFR §438.358[b][1][ii]). HSAG conducted performance measure validation (PMV) for the Georgia Department of Community Health (DCH), validating the data collection and reporting processes used to calculate the performance measure rates by the MCOs (referred to by the State as care management organizations [CMOs]) in accordance with the CMS publication, *Protocol 2: Validation of Performance Measures: A Mandatory EQR-Related Activity*, October 2019.¹ The purpose of the PMV is to assess the accuracy of performance measures reported by the MCOs and to determine the extent to which performance measures reported by the MCOs follow State specifications and reporting requirements.

The DCH is responsible for administering the Medicaid program and the Children's Health Insurance Program (CHIP) in the State of Georgia. The State refers to its CHIP program as PeachCare for Kids[®]. Both programs include fee-for-service (FFS) and managed care components and deliver services through a statewide provider network. The FFS program has been in place since the inception of Medicaid in Georgia. The DCH contracts with four privately owned CMOs to deliver services to certain categories of members enrolled in the State's Medicaid and PeachCare for Kids[®] programs. Children in state custody, children receiving adoption assistance, and certain children in the juvenile justice system are enrolled in the Georgia Families 360[°] (GF 360[°]) managed care program. The Georgia Families (GF) program, implemented in 2006, serves all other Medicaid and PeachCare for Kids[®] managed care members not enrolled in the GF 360[°] program. Approximately 1.3 million beneficiaries are enrolled in the GF program.²

HSAG validated a set of performance measures identified by DCH that were calculated and reported by the CMOs for their GF population. The DCH identified the measurement period as calendar year (CY) 2021. HSAG conducted the validation in accordance with the CMS publication, *Protocol 2: Validation of Performance Measures: A Mandatory EQR-Related Activity*, October 2019.

¹ Department of Health and Human Services, Centers for Medicare & Medicaid Services. *EQR Protocol 2: Validation of Performance Measures: A Mandatory EQR-Related Activity*, October 2019. Available at: <https://www.medicaid.gov/medicaid/quality-of-care/downloads/2019-eqr-protocols.pdf>. Accessed on: May 10, 2022.

² Georgia Department of Community Health. Medicaid Management Information System. Georgia Families Monthly Adjustment Summary Report June 2016.

Care Management Organization (CMO) Information

Basic information about Amerigroup Community Care (Amerigroup) appears in Table 1, including the office location(s) involved in the measurement year (MY) 2021 validation of performance measures audit. The audit review activity was conducted virtually between HSAG and Amerigroup.

Table 1—Amerigroup Community Care Information

CMO Location:	740 W. Peachtree St. NW
Audit Contact:	Danielle Lower
Contact Telephone Number:	470.259.6922
Contact Email Address:	danielle.lower@amerigroup.com
Virtual Audit Review Date:	March 29–March 30, 2022

Performance Measures Validated

HSAG validated rates for a set of performance measures selected by DCH for reporting of the Medicaid GF population. In addition, DCH required the CMOs to report separate rates for its PeachCare for Kids[®] population for a selected set of measures as indicated in the table below. All performance measures were selected from CMS’ Core Set of Children’s Health Care Quality Measures for Medicaid and CHIP (Child Core Set),³ and Core Set of Adult Health Care Quality Measures for Medicaid (Adult Core Set).⁴ The measurement period was identified by DCH as CY 2021 for all measures. Table 2 lists the performance measures that HSAG validated, the methodology (i.e., Administrative [Admin] or Hybrid) required by DCH for data collection, the specifications required for each measure, and the populations required for reporting.

Table 2—List of MY 2021 Performance Measures for Amerigroup Community Care

	Performance Measure	Acronym	Methodology	Measure Specifications	Populations	
					Georgia Families	PeachCare for Kids [®]
1	<i>Developmental Screening in the First Three Years of Life</i>	DEV-CH	Hybrid	Custom (Child Core Set)*	✓	✓
2	<i>Diabetes Short-Term Complications Admission Rate</i>	PQI01-AD	Admin	Adult Core Set	✓	

³ The Centers for Medicare & Medicaid Services. Core Set of Children’s Health Care Quality Measures for Medicaid and CHIP, March 2021.

⁴ The Centers for Medicare & Medicaid Services. Core Set of Adult Health Care Quality Measures for Medicaid, March 2021.

Performance Measure	Acronym	Methodology	Measure Specifications	Populations	
				Georgia Families	PeachCare for Kids®
3 <i>Heart Failure Admission Rate</i>	PQI08-AD	Admin	Adult Core Set	✓	
4 <i>Percentage of Eligibles Who Received Preventive Dental Services</i>	PDENT-CH	Admin	Child Core Set	✓	
5 <i>Sealant Receipt on Permanent First Molars</i>	SFM-CH	Admin	Child Core Set	✓	✓
6 <i>Screening for Depression and Follow-Up Plan: Ages 12–17</i>	CDF-CH	Admin	Child Core Set	✓	✓
7 <i>Screening for Depression and Follow-Up Plan: Ages 18–64 and Ages 65 and Older</i>	CDF-AD	Admin	Adult Core Set	✓	

*The CMOs followed the Federal Fiscal Year (FFY) 2021 Child Core Set and applied the following modifications: All claims must have EP modifier 96110; claims that also have a UA modifier must be excluded as these indicate autism services.

In addition to the CMS Adult and Child Core Set measures audited by HSAG, DCH required Amerigroup to report a selected set of Healthcare Effectiveness Data and Information Set (HEDIS®)⁵ measures to DCH. Amerigroup was required to contract with a National Committee for Quality Assurance (NCQA)-licensed audit organization and undergo an NCQA HEDIS Compliance Audit™.⁶ Final audited HEDIS measure results from NCQA’s Interactive Data Submission System (IDSS) were submitted to HSAG and provided to DCH. Appendix D displays the final audited HEDIS MY 2021 results for all required measures.

Description of Validation Activities

Pre-Audit Strategy

HSAG conducted the validation activities as outlined in the CMS performance measure validation protocol. To complete the validation activities for Amerigroup, HSAG obtained a list of the performance measures that were selected by DCH for validation.

HSAG then prepared a document request letter that was submitted to Amerigroup outlining the steps in the performance measure validation process. The document request letter included a request for source code for each performance measure, a completed MY 2021 Information Systems Capabilities Assessment Tool (ISCAT), and any additional supporting documentation necessary to complete the

⁵ HEDIS® is a registered trademark of the National Committee for Quality Assurance (NCQA).

⁶ NCQA HEDIS Compliance Audit™ is a trademark of the National Committee for Quality Assurance (NCQA).

audit. The letter also included an introduction to the medical record review validation (MRRV) process; a timetable for completion; and instructions for submission. HSAG responded to ISCAT-related questions received directly from Amerigroup during the pre-audit phase.

Approximately one month prior to the virtual audit review, HSAG provided Amerigroup with an agenda describing all virtual audit review activities and indicating the type of staff needed for each session. HSAG also conducted a pre-audit review conference call with Amerigroup to discuss review logistics and expectations, important deadlines, outstanding ISCAT documentation, and any questions from Amerigroup regarding the process.

Validation Team

The HSAG Performance Measure Validation Team was composed of a lead auditor and several validation team members. HSAG assembled the team based on the skills required for the validation and requirements of Amerigroup. Table 3 lists the validation team members, their roles, and their skills and expertise.

Table 3—Validation Team

Validation Team Member	Role/Skills/Expertise
Thomas D. Miller, MA, CHCA <i>Executive Director, State & Corporate Services</i>	Lead auditor; Certified HEDIS Compliance Auditor (CHCA), multiple years of auditing experience, HEDIS and performance measure knowledge, and statistics and analysis background.
David Robison, BS <i>Senior Auditor, DSAA</i>	Secondary auditor; multiple years of experience in the healthcare industry with expertise in health plan quality improvement, data integration, information systems, performance measure development, reporting, and auditing.
Advanced Analytics	Analytic Team—Provides analytic support, including source code review.

Technical Methods of Data Collection and Analysis

The CMS performance measure validation protocol identifies key types of data that should be reviewed as part of the validation process. The following list describes the type of data collected and how HSAG conducted an analysis of these data:

- **MY 2021 ISCAT:** Amerigroup completed and submitted the required and relevant portions of its - ISCAT for HSAG’s review. HSAG used responses from the ISCAT to complete the pre-audit assessment of information systems.
- **Medical record documentation:** Amerigroup completed the medical record section within the ISCAT. In addition, Amerigroup submitted the following documentation for review: medical record hybrid tools and instructions, training materials for medical record review (MRR) staff members, and

policies and procedures outlining the processes for monitoring the accuracy of the reviews performed by the review staff members.

- **Source code (programming language) for performance measures:** Amerigroup was required to submit the source code used to calculate the performance measures under review by HSAG. HSAG reviewed the source code and performance measure generation process to ensure compliance with the measure specifications required by DCH.
- **Supporting documentation:** HSAG requested documentation that would provide reviewers with additional information to complete the validation process, including policies and procedures, file layouts, system flow diagrams, system log files, and data collection process descriptions. HSAG reviewed all supporting documentation, identifying issues or areas needing clarification for further follow-up.
- **Rate review:** Upon receiving the calculated rates from Amerigroup, HSAG conducted a review on the reasonableness and integrity of the rates. The review included trending with prior year's rates and comparison of rates across all CMOs.

Virtual Audit Review Activities

HSAG conducted a virtual audit review with Amerigroup on March 29–30, 2022. HSAG collected information using several methods, including interviews, system demonstrations, review of data output files, primary source verification, observation of data processing, and review of data reports. The virtual audit review activities are described as follows:

- **Opening meeting:** The opening meeting included an introduction of the validation team and key Amerigroup staff members involved in the performance measure validation activities. The review purpose, the required documentation, basic meeting logistics, and queries to be performed were discussed.
- **Evaluation of system compliance:** The evaluation included a review of the information systems, focusing on the processing of claims and encounter data, provider data, patient data, and inpatient data. Additionally, the review evaluated the processes used to collect and calculate the performance measure rates, including accurate numerator and denominator identification and algorithmic compliance (which evaluated whether rate calculations were performed correctly, all data were combined appropriately, and numerator events were counted accurately).
- **Review of ISCAT and supporting documentation:** The review included processes used for collecting, storing, validating, and reporting performance measure rates. This session was designed to be interactive with key Amerigroup staff members so that HSAG could obtain a complete picture of all the steps taken to generate the performance measure rates. The goal of the session was to obtain a confidence level as to the degree of compliance with written documentation compared to actual processes. HSAG conducted interviews to confirm findings from the documentation review, expand or clarify outstanding issues, and ascertain that written policies and procedures were used and followed in daily practice.
- **Overview of data integration and control procedures:** The overview included discussion and observation of source code logic, a review of how all data sources were combined, and a review of

how the analytic file was produced for the reporting of selected performance measure rates. HSAG performed primary source verification to further validate the output files, reviewed backup documentation on data integration, and addressed data control and security procedures. HSAG also reviewed preliminary rates during this session, if available.

- Closing conference:** The closing conference included a summation of preliminary findings based on the review of the ISCAT and the virtual audit review, and revisited the documentation requirements for any post-audit review activities.

HSAG conducted several interviews with key Amerigroup staff members who were involved with performance measure reporting.

Table 4 displays a list of key Amerigroup interviewees:

Table 4—List of Amerigroup Community Care Interviewees

Name	Title
Danielle Lower	Interim Quality Director, Georgia (GA) Medicaid Quality Management (QM)
Derrica Butler	Clinical Quality Program Specialist, GA
Heather Taylor	Clinical Quality Program Admin, GA
Joanne Hunnicutt	Director I, Government Business Division (GBD) QM—Tennessee (TN)
Sheryl Miltenberger	Manager II, TN Medicaid QM
Temyka Miller	QM Health Plan Director, Nevada (NV) QM
Kim Baden	HEDIS Manger, NV QM
Angela Evans	Program Consultant, HEDIS
Dorothy De Los Santos	Business Change Director
Gail Brown	Program Consultant, HEDIS
Greggory Cannavale	Staff Vice President, QM Data Management
Jennifer Camarro	Director, Clinical Information & Reporting
Patrick Sturgeon	Director, Business Information
Peter Cheng	Manager, Business Information
Jamie Holm	Business Information Developer Consultant, Senior Enterprise HEDIS
Amy Spaug	Medicaid TN, NV, and GA
Carrie Young	Medicaid (Front-End Demo) NV
Jamie Giron	Medicaid (File Processing/Technical) GA
Joyce LeTourneau	Medicaid (Front-End Demo) TN, GA
Karin Thetga	Medicaid (File Processing/Technical) NV

Name	Title
Snitha Krishnan	Medicaid (File Processing/Technical) TN
Geneva Massenburg	Enrollment Data Analyst III
Newk Newcomb	Staff Vice President, Provider Data Management
Rebekah Hensley-Martin	Manager II Credentialing—NV
Todd Hong	Manager I Medicaid State Operations Credentialing—TN
Craig Kurtz	Director I, Claims (GA/TN)
Karen Reed	Manager I, Claims (NV)
Leslie Langslow	Director II, Claims (NV)
Tomika Steele-Hilton	Electronic Data Interchange (EDI) Systems Analyst Advisor E Solutions
Arlene Garner	Director, Reporting & Data Analysis
Ashley DeLanis	Director, Network Management
Calvin Kam	GBD Finance Manager
Chelsea Coronado	Director, Provider Experience
Dominic Gaon	Provider Network Manager, Senior
Joy Cleveland	Regional Vice President I, Provider Solutions
Tiffany Saunders-Newey	Compliance Director
Vimal Asokan	Medicaid State Operations Director
Chris Watson	Vendor Management Consultant, Senior
Christine Swick	Director II Compliance, Rx
David Eason	Data Management
John Kuehn	Vendor Data Management, Dental/Vision
Kathleen King	Network Management, Dental/Vision
Kavitha Subramani	Data Management
Leigh Ann Cole	Clinical Delegation Oversight
Nagendra Ravilla	Data Management, Rx
Samantha McKinley	Director, Pharmacy Management, Rx
Rejinath Radhakrishnan	Director, Pharmacy Portfolio, IngenioRx
Joe Powers	Business Change Director
Andy Ly	Business Information Consultant
Brian Behnke	Business Consultant Senior, MRR Team
Jonathon Kinzel	Business Information Consultant, Senior

Name	Title
Kristina Lopez	Business Information Consultant, Senior
Latisha Adams	Manager, Business Information
Mindy Albrecht	Business Information Consultant
Neal T. Maron	Business Information Consultant
Sheila Nelson	Business Information Developer Consultant
Summer Blandburg	Systems Analyst Senior Advisor
Tawonna Ingram	Director, Clinical Quality Management
Ronald Franklin	Advanced Analytics Consultant
Lisa Hanshue	Business Information Consultant, GBD HEDIS
Harwanda Hancock-Rowel	Director, Restorative Nurse Assistant (RNA), Clinical Quality
Heather Hayhoe	Manager, RNA MCD
Judy Jusinski	Director, Training, Clinical Quality
Wanda Lee	Director, RNA, Clinical Quality
Michele Davis Ishmael	MRR
Jessica Bennett	Business Information Consultant, Senior
Lisa Vue	Business Information Consultant, Senior
David Reeves	Business Information Consultant, Senior, HEDIS—GA
Sheila Cason	Business Information Consultant, Senior—Demo for PSV
David Guzdownski	Business Information Consultant
Teaondra Dunlap	Manager II, Claims (WGS Claims Review—GA)

Data Integration, Data Control, and Performance Measure Documentation

There are several aspects crucial to the calculation of performance measure rates. These include data integration, data control, and documentation of performance measure rate calculations. Each of the following sections describes the validation processes used and the validation findings. For more detailed information, see Appendix A of this report.

Data Integration

Accurate data integration is essential for calculating valid performance measure rates. The steps used to combine various data sources (including claims/encounter data, eligibility data, and other administrative data) must be carefully controlled and validated. HSAG validated the data integration process used by Amerigroup, which included a review of file consolidations or extracts, a comparison of source data to warehouse files, data integration documentation, source code, production activity logs, and linking mechanisms. Overall, HSAG determined that the data integration processes in place at Amerigroup were:

- Acceptable
- Not acceptable

Data Control

Amerigroup's organizational infrastructure must support all necessary information systems; and its quality assurance practices and backup procedures must be sound to ensure timely and accurate processing of data, and to provide data protection in the event of a disaster. HSAG validated the data control processes Amerigroup used which included a review of disaster recovery procedures, data backup protocols, and related policies and procedures. Overall, HSAG determined that the data control processes in place at Amerigroup were:

- Acceptable
- Not acceptable

Performance Measure Documentation

Sufficient, complete documentation is necessary to support validation activities. While interviews and system demonstrations provided supplementary information, the majority of the validation review findings were based on documentation provided by Amerigroup. HSAG reviewed all related documentation, which included the completed ISCAT, job logs, computer programming code, output files, workflow diagrams, narrative descriptions of performance measure calculations, and other related documentation. Overall, HSAG determined that the documentation of performance measure rate calculations by Amerigroup was:

- Acceptable
- Not acceptable

Validation Results

HSAG evaluated Amerigroup's data systems for the processing of each data type that contributed to reporting the performance measure rates required by DCH. General findings are indicated below.

Medical Service Data (Claims and Encounters)

There were no concerns with Amerigroup's claims and encounter system or processes. Amerigroup's transactional systems, Facets, had sufficient edits in place during pre-, concurrent, and post-processing of claims and encounters. Additionally, there were no system changes or conversions implemented by the CMO in 2021.

Overall, Amerigroup (including Amerigroup GF and Amerigroup 360°) reported that approximately 5.5 million claims were processed in MY 2021, with nearly 90 percent of the volume associated with professional claims. Paper claims accounted for just 1.3 percent of the claims, and the percentage was similar across both institutional and professional claims, with the majority of claims being received electronically via electronic data interchange (EDI) files. Paper claims were received through the CMO's document management system and scanned using an optical character recognition (OCR) process into the system by Amerigroup's vendor, Conduent. Paper claims that failed the process were routed to claims examiners trained on multiple markets for data entry into the system. Electronic EDI claims were submitted to and processed by three clearinghouses (i.e., Change Healthcare, Smart Data Solutions, and Availity) prior to intake and loading into Facets. During the virtual audit review, Amerigroup noted that it has continued its transition toward the exclusive use of Availity; however, Amerigroup continued to use all three clearinghouses in 2021. Claims and encounters were validated for compliance against the national standards, and each passed claim was matched to enrollment data in Facets. The pre-processing edits ensured the claims contained valid codes, member information, and provider information. Market-specific business rules were applied to claims, as applicable. Claims that failed compliance checks were returned via a 277 claims acknowledgement file. All claims were tracked from the point of receipt until they were loaded into Facets, and Amerigroup conducted daily and weekly audits to ensure claims were processed accurately.

Amerigroup also captured ancillary service data from external vendors, including pharmacy (CVS), dental (DentaQuest), and vision (Avesis) services needed to support performance measure reporting in Georgia. Vendors submitted data to Amerigroup regularly, and the data were tracked and trended by the CMO to ensure files were complete and accurate. The CMO established detailed service level agreements (SLAs) with each vendor to define oversight requirements, data submission performance standards (i.e., timeliness and quality), and formal audit procedures. Encounters were received electronically and underwent front-end edits to assess the accuracy of incoming files and to monitor the completeness of data. A series of bi-weekly and monthly reports were generated to track data loads, file rejections, and reconciliation with cash disbursement. Additionally, the CMO conducted monthly and quarterly meetings with vendors, and performed an annual audit. Amerigroup's oversight of this process ensured that all relevant data were captured prior to measure production. The auto-adjudication rate was 91.9 percent in Georgia during 2021.

Amerigroup noted that all encounters, both paid and denied, were submitted to the State regularly; only claims rejected back to providers were withheld from encounter submission since they did not have a final disposition. Amerigroup sent all required medical, dental, vision, and pharmacy encounters to Gainwell Technologies (Gainwell) in alignment with DCH encounter reporting requirements.

Based on its review of ISCAT responses, audit interviews, and a virtual demonstration, HSAG confirmed that core information systems captured appropriate, standard coding schemes as required for reporting. Amerigroup only used standard claim forms for each service type (i.e., dental, professional, institutional, and pharmacy).

Enrollment Data

There were no concerns with Amerigroup's membership and enrollment data systems or processes. Amerigroup's transactional system, Facets, was used as the system of record for enrollment and eligibility information. No system changes or conversions were implemented by the CMO in 2021. Amerigroup experienced an increase in both its Georgia Families Medicaid population (14.6 percent) and PeachCare for Kids[®] population (19.1 percent) between January and December 2021. A larger than average increase was identified in May 2021 (4.8 percent and 5.0 percent, respectively), and during the virtual audit review, Amerigroup confirmed that this increase was due to the merger of two CMOs. Membership trends were reviewed and discussed during the virtual audit review and were consistent with membership changes in other markets.

Amerigroup received daily 834 enrollment files electronically from the State's enrollment broker, Gainwell, along with a full reconciliation file once per month. The daily 834 enrollment files were processed through batch jobs and included member additions, deletions, and modifications as well as membership race-specific data. The CMO checked the 834 enrollment files for compliance using a Facets Editing Tool (FET) to apply front-end quality checks prior to loading the records into Facets. Amerigroup reviewed membership reconciliation reports that compared file counts received from the State versus files loaded into Facets to ensure all records loaded correctly to Facets as anticipated. Any identified errors were researched by the enrollment analyst, which included completing steps to review the member data directly in the State's website. Members with duplicate identifiers were merged into a single record based on the State's most recent identification number. After all corrections were completed, the enrollment data were re-run through the FET to ensure any issues had been fully resolved before being loaded into Facets. There was no backlog in processing enrollment data during 2021. Using the aid codes provided on the enrollment files, Amerigroup was able to identify and separate the GF 360[°] population from the GF population when reporting on each measure.

Amerigroup indicated it completed a member linkage enhancement in 2021 that allowed the CMO to link a member across different products (e.g., commercial, Medicare, Medicaid, etc.) regardless of State and local health plan. Amerigroup assigned a Master Consumer ID (MCID) in MY 2021 to uniquely identify individuals and link a member across products. During the virtual audit review, Amerigroup confirmed that Medicaid members were evaluated in MY 2021 within markets and product lines, and that no mapping to commercial or Medicare was conducted. Further, Amerigroup confirmed that within the Medicaid designation, members retain the same Facets Subscriber ID. Once processed in Facets,

Amerigroup transmitted enrollment data to downstream vendors and delegated entities on a timely basis to support member services. Amerigroup's Facets system captured all relevant fields from the State's enrollment files and continued to monitor daily file updates, cancelations, and renewals.

Amerigroup demonstrated the Facets enrollment module during the virtual audit review, and HSAG verified that Facets accurately captured each member's enrollment history and relevant data elements required for performance measure reporting.

Provider Data

There were no concerns with Amerigroup's provider data systems or processes. Amerigroup's credentialing system, Cactus, managed the provider enrollment and contracting processes, including the capture of key provider data elements—i.e., board certification and specialties, demographics, and contract details. Provider information was extracted from Cactus and loaded to Facets through scheduled extract, transform, and load (ETL) processes nightly. The CMO had a systematic process to capture, review, and update provider credentialing and specialty data in both systems. The two systems were linked using Facets' common practitioner identifiers, and used to feed changes to provider data based on individual market requirements. Amerigroup implemented daily, weekly, and monthly edit checks on provider data submitted via claims. Additionally, the CMO's audit team reviewed 25 percent of all completed records for accuracy and completeness each month. Amerigroup's oversight of its delegates contracted for credentialing and recredentialing activities also met industry standards.

Amerigroup demonstrated the Facets and Cactus provider systems during the virtual audit review, and HSAG verified that both systems accurately captured key provider characteristics, including specialty. HSAG found Amerigroup to be compliant with the credentialing and assignment of individual provider specialties in both systems.

Medical Record Review Validation (MRRV)

There were no concerns with Amerigroup's MRR policies and procedures. Amerigroup had well-established MRR processes and qualified internal staff members performing MRR abstraction under experienced supervision. Convenience sample validation was not required since Amerigroup passed medical record review validation (MRRV) for all measures in the prior year, and the CMO's process did not change significantly from the prior year.

HSAG confirmed that Amerigroup sampled according to CMS Core Set sampling guidelines. Provider chase logic was reviewed and determined to be appropriate for the hybrid measure under review. MRR policies and procedures indicated that clinical quality staff members and MRR abstractors underwent annual training, and abstractions were regularly overread by experienced nurses.

Similar to past years, the CMO contracted with Ciox and ShareCare to support chase and procurement activities, while internal staff members abstracted, data entered, and conducted quality assurance oversight during MY 2021. All qualified staff members were trained in the *Developmental Screening in the First Three Years of Life (DEV-CH)* Child Core Set specifications and in the use of Reveleer's

abstraction tools. Inovalon’s Quality Spectrum Hybrid Reporter (QSHR) was used to generate the hybrid samples and build out medical record chase reports. Reveleer’s software was used to track, manage, and accurately conduct MRRs. Once chart review was completed, data from Reveleer was exported and uploaded to Amerigroup’s secure file transfer protocol (FTP) site where the medical record data were ingested into QSHR for integration with Inovalon’s HEDIS calculation engine.

HSAG’s clinical team reviewed Reveleer’s hybrid tool and participated in a live demonstration of the MRR application to determine compliance with the Child Core Set specifications. HSAG approved the tool for use in MY 2021.

Amerigroup completed MRR and submitted final counts on May 6, 2022. Amerigroup passed the final MRRV for the *DEV-CH* measure; individual results are presented in Table 5.

Table 5—MRRV Results for Amerigroup Community Care

Performance Measure	Sample Size	Status	Final Results
<i>DEV-CH—Georgia Families Medicaid</i>	6	Pass	No critical errors were confirmed.
<i>DEV-CH—Peach Care for Kids®</i>	5	Pass	No critical errors were confirmed.

Supplemental Data

Supplemental data validation was not under the scope of the PMV audit. However, processes to incorporate vendor data were identified and reported in the Medical Service Data section.

Data Integration

There were no concerns with Amerigroup’s data pre-production, data integration, and reporting processes. Amerigroup described its processes thoroughly and confirmed that there were no significant changes to its systems and protocols since the prior year.

Facets continued to serve as the source of data for measure production and reporting. Amerigroup used a checklist process to validate record counts, and load reports were produced to ensure that data were accurately transferred into the corporate HEDIS data warehouse. In case of any issues during the loading process, notifications were sent to the responsible business users for examination. Also, Amerigroup had a robust quality control process in place to track the data load process for all sources. Data were mapped appropriately according to the measure specifications. Amerigroup provided a thorough explanation of the data flow process within its systems.

Amerigroup continued to contract with Inovalon to support the calculation of the non-HEDIS, CMS Core Set measures within the scope of HSAG’s audit. Inovalon was responsible for maintaining all aspects of the Quality Spectrum Insight XL (QSI-XL) application; however, Amerigroup managed all

processes, including data load, rate production, and reporting. Amerigroup loaded its data and monitored the status via the iPORT platform hosted by Inovalon.

In coordination with Amerigroup and Inovalon, HSAG conducted a virtual review of all source code used to generate the performance measures. HSAG evaluated the code to ensure compliance with the measure specifications required by the State; all source code was approved.

During the virtual audit review, HSAG performed primary source verification (PSV) on the *Percentage of Eligibles Who Received Preventive Dental Services (PDENT-CH)* measure. HSAG reviewed members’ source data for five selected records to confirm the eligibility, provider specialty, and services performed. Additional follow-up was required after the virtual audit review, and Amerigroup uploaded additional documentation to support the inclusion of selected PSV cases. All documentation and screenshots demonstrated compliance.

Amerigroup submitted final rates in May, which were benchmarked, trended, and reviewed. During rate review, an issue was identified with the *DEV-CH* measure in which the administrative and hybrid rates were calculated using different methodologies, resulting in significantly lower performance in MY 2021 relative to prior year rates. Once the issue was identified, follow-up was conducted, and all calculation issues were successfully resolved. All measure rates were designated reportable.

HSAG recommends that Amerigroup develop internal reporting guidelines and checklists to ensure the appropriate methodology is applied to market-specific measure rates.

Performance Measure Specific Findings

Based on all validation activities, HSAG determined validation results for each performance measure rate. HSAG provided an audit result for each performance measure as defined in Table 6.

Table 6—Audit Results and Definitions for Performance Measures

Reportable (R)	Measure data were compliant with the specifications required by the state.
Do Not Report (DNR)	Measure data were materially biased.

According to the CMS protocol, the audit result for each performance measure rate is determined by the magnitude of the errors detected for the audit elements, not by the number of audit elements determined to be noncompliant based on the review findings. Consequently, an error for a single audit element may result in a designation of “DNR” because the impact of the error associated with that element biased the reported performance measure rate by more than 5 percentage points. Conversely, it is also possible that several audit element errors may have little impact on the reported rate, leading to an audit result of “R.”

Table 7 displays the key review findings and final audit results for Amerigroup for each performance measure rate. For additional information regarding performance measure rates, see Appendix C of this report.

Table 7—Key Review Findings and Audit Results for Amerigroup Community Care

Performance Measures		Population	Key Review Findings	Audit Results
1	<i>Developmental Screening in the First Three Years of Life</i>	GF	No concerns.	R
2	<i>Developmental Screening in the First Three Years of Life</i>	PeachCare for Kids®	No concerns.	R
3	<i>Diabetes Short-Term Complications Admission Rate</i>	GF	No concerns.	R
4	<i>Heart Failure Admission Rate</i>	GF	No concerns.	R
5	<i>Percentage of Eligibles Who Received Preventive Dental Services</i>	GF	No concerns.	R
6	<i>Sealant Receipt on Permanent First Molars</i>	GF	No concerns.	R
7	<i>Sealant Receipt on Permanent First Molars</i>	PeachCare for Kids®	No concerns.	R
8	<i>Screening for Depression and Follow-Up Plan</i>	GF	No concerns.	R
9	<i>Screening for Depression and Follow-Up Plan</i>	PeachCare for Kids®	No concerns.	R

Appendix A. Data Integration and Control Findings

Documentation Worksheet

CMO Name:	Amerigroup Community Care
Virtual Audit Review Date:	March 29–30, 2022
Reviewer(s):	Thomas D. Miller, MA, CHCA and David Robison, BS

Table A-1—Data Integration and Control Findings for Amerigroup Community Care

Data Integration and Control Element	Met	Not Met	N/A	Comments
Accuracy of data transfers to assigned performance measure data repository.				
The CMO accurately and completely processes transfer data from the transaction files (e.g., membership, provider, encounter/claims) into the performance measure data repository used to keep the data until the calculations of the performance measure rates have been completed and validated.	<input checked="" type="checkbox"/>	<input type="checkbox"/>	<input type="checkbox"/>	Data used to calculate performance measures were captured and stored in Amerigroup’s core system, Facets. Production data were copied into Amerigroup’s corporate HEDIS reporting database prior to transferring data to the QSI-XL measure platform.
Samples of data from the performance measure data repository are complete and accurate.	<input checked="" type="checkbox"/>	<input type="checkbox"/>	<input type="checkbox"/>	Compliant; no issues or concerns.
Accuracy of file consolidations, extracts, and derivations.				
The CMO’s processes to consolidate diversified files and to extract required information from the performance measure data repository are appropriate.	<input checked="" type="checkbox"/>	<input type="checkbox"/>	<input type="checkbox"/>	Compliant; no issues or concerns.
Actual results of file consolidations or extracts are consistent with those that should have resulted according to documented algorithms or specifications.	<input checked="" type="checkbox"/>	<input type="checkbox"/>	<input type="checkbox"/>	Source code was approved; no issues or concerns.
Procedures for coordinating the activities of multiple subcontractors ensure the accurate, timely, and complete integration of data into the performance measure database.	<input checked="" type="checkbox"/>	<input type="checkbox"/>	<input type="checkbox"/>	Compliant; no issues or concerns.
Computer program reports or documentation reflect vendor coordination activities, and no data necessary for performance measure reporting are lost or inappropriately modified during transfer.	<input checked="" type="checkbox"/>	<input type="checkbox"/>	<input type="checkbox"/>	Compliant; no issues or concerns.

Data Integration and Control Element	Met	Not Met	N/A	Comments
If the CMO uses a performance measure data repository, its structure and format facilitates any required programming necessary to calculate and report required performance measure rates.				
The performance measure data repository’s design, program flow charts, and source codes enable analyses and reports.	<input checked="" type="checkbox"/>	<input type="checkbox"/>	<input type="checkbox"/>	Compliant; no issues or concerns.
Proper linkage mechanisms are employed to join data from all necessary sources (e.g., identifying a member with a given disease/condition).	<input checked="" type="checkbox"/>	<input type="checkbox"/>	<input type="checkbox"/>	Source code was approved; no issues or concerns.
Assurance of effective management of report production and of the reporting software.				
Documentation governing the production process, including CMO production activity logs and the CMO staff review of report runs, is adequate.	<input checked="" type="checkbox"/>	<input type="checkbox"/>	<input type="checkbox"/>	Compliant; no issues or concerns.
Prescribed data cutoff dates are followed.	<input checked="" type="checkbox"/>	<input type="checkbox"/>	<input type="checkbox"/>	Compliant; no issues or concerns.
The CMO retains copies of files or databases used for performance measure reporting in case results need to be reproduced.	<input checked="" type="checkbox"/>	<input type="checkbox"/>	<input type="checkbox"/>	Compliant; no issues or concerns.
The reporting software program is properly documented with respect to every aspect of the performance measure data repository, including building, maintaining, managing, testing, and report production.	<input checked="" type="checkbox"/>	<input type="checkbox"/>	<input type="checkbox"/>	Compliant; no issues or concerns.
The CMO’s processes and documentation comply with the CMO standards associated with reporting program specifications, code review, and testing.	<input checked="" type="checkbox"/>	<input type="checkbox"/>	<input type="checkbox"/>	Compliant; no issues or concerns.

Appendix B. Denominator and Numerator Validation Findings

Reviewer Worksheets

CMO Name:	Amerigroup Community Care
Virtual Site Visit Date:	March 29–30, 2022
Reviewers:	Thomas D. Miller, MA, CHCA and David Robison, BS

Table B-1—Denominator Validation Findings for Amerigroup Community Care

Audit Element	Met	Not Met	N/A	Comments
For each of the performance measures, all members of the relevant populations identified in the performance measure specifications are included in the population from which the denominator is produced.	<input checked="" type="checkbox"/>	<input type="checkbox"/>	<input type="checkbox"/>	Source code was approved; no issues were identified.
Adequate programming logic or source code exists to appropriately identify all relevant members of the specified denominator population for each of the performance measures.	<input checked="" type="checkbox"/>	<input type="checkbox"/>	<input type="checkbox"/>	Source code was approved; no issues were identified.
The CMO correctly calculates member months and member years if applicable to the performance measure.	<input checked="" type="checkbox"/>	<input type="checkbox"/>	<input type="checkbox"/>	Source code was approved; no issues were identified.
The CMO properly evaluates the completeness and accuracy of any codes used to identify medical events, such as diagnoses, procedures, or prescriptions, and these codes are appropriately identified and applied as specified in each performance measure.	<input checked="" type="checkbox"/>	<input type="checkbox"/>	<input type="checkbox"/>	Source code was approved; no issues were identified.
If any time parameters are required by the specifications of the performance measure, they are followed (e.g., cutoff dates for data collection, counting 30 calendar days after discharge from a hospital).	<input checked="" type="checkbox"/>	<input type="checkbox"/>	<input type="checkbox"/>	Source code was approved; no issues were identified.
Exclusion criteria included in the performance measure specifications are followed.	<input checked="" type="checkbox"/>	<input type="checkbox"/>	<input type="checkbox"/>	Source code was approved; no issues were identified.
Systems or methods used by the CMO to estimate populations when they cannot be accurately or completely counted (e.g., newborns) are valid.	<input checked="" type="checkbox"/>	<input type="checkbox"/>	<input type="checkbox"/>	Source code was approved; no issues were identified.

Table B-2—Numerator Validation Findings for Amerigroup Community Care

Audit Element	Met	Not Met	N/A	Comments
The CMO uses the appropriate data, including linked data from separate data sets, to identify the entire at-risk population.	<input checked="" type="checkbox"/>	<input type="checkbox"/>	<input type="checkbox"/>	Source code was approved; no issues were identified.
Qualifying medical events (such as diagnoses, procedures, prescriptions, etc.) are properly identified and confirmed for inclusion in terms of time and services.	<input checked="" type="checkbox"/>	<input type="checkbox"/>	<input type="checkbox"/>	Source code was approved; no issues were identified.
The CMO avoids or eliminates all double-counted members or numerator events.	<input checked="" type="checkbox"/>	<input type="checkbox"/>	<input type="checkbox"/>	Source code was approved; no issues were identified.
Any nonstandard codes used in determining the numerator are mapped to a standard coding scheme in a manner that is consistent, complete, and reproducible, as evidenced by a review of the programming logic or a demonstration of the program.	<input checked="" type="checkbox"/>	<input type="checkbox"/>	<input type="checkbox"/>	Source code was approved; no issues were identified.
If any time parameters are required by the specifications of the performance measure, they are followed (i.e., the measured event occurred during the time period specified or defined in the performance measure).	<input checked="" type="checkbox"/>	<input type="checkbox"/>	<input type="checkbox"/>	Source code was approved; no issues were identified.



Appendix C. Performance Measure Rate Submission File

Appendix C contains Amerigroup's final audited performance measure rate submission file.

**Appendix C: Department of Community Health, State of Georgia
Validated MY 2021 Performance Measures for Amerigroup GF and PeachCare for Kids® Populations**

Georgia Department of Community Health (DCH) Performance Measure Data Submission for Georgia Care Management Organizations (CMOs)	
State Fiscal Year (SFY) 2022 Reporting/Measurement Period: Calendar Year 2021	
Georgia Families (GF) <i>and</i> PeachCare for Kids® (PCK) Populations	
Date Submitted: <i>(Please enter the date each time a new version is submitted)</i>	06.15.22
CMO Name:	Amerigroup Community Care
CMO Contact:	Heather Taylor
Contact Phone Number:	678.587.4914
Contact Email Address:	heather.taylor@amerigroup.com
Comments:	No issues or concerns.

**Appendix C: Department of Community Health, State of Georgia
Validated MY 2021 Performance Measures for Amerigroup GF and PeachCare for Kids® Populations**

Audit Review Table—To Be Completed by Auditor					
	Performance Measure	Acronym	Population	Audit Designation	Comments
1	Developmental Screening in the First Three Years of Life	DEV	Georgia Families	Reportable (R)	All steps required to collect numerator and denominator elements and calculate the measure were successfully met. No issues or concerns.
2	Developmental Screening in the First Three Years of Life	DEV	PeachCare for Kids®	Reportable (R)	All steps required to collect numerator and denominator elements and calculate the measure were successfully met. No issues or concerns.
3	Diabetes Short-Term Complications Admission Rate	PQI 01	Georgia Families	Reportable (R)	All steps required to collect numerator and denominator elements and calculate the measure were successfully met. No issues or concerns.
4	Heart Failure Admission Rate	PQI 08	Georgia Families	Reportable (R)	All steps required to collect numerator and denominator elements and calculate the measure were successfully met. No issues or concerns.
5	Percentage of Eligibles Who Received Preventive Dental Services	PDENT	Georgia Families	Reportable (R)	All steps required to collect numerator and denominator elements and calculate the measure were successfully met. No issues or concerns.
6	Sealant Receipt on Permanent First Molars	SFM-CH	Georgia Families	Reportable (R)	All steps required to collect numerator and denominator elements and calculate the measure were successfully met. No issues or concerns.
7	Sealant Receipt on Permanent First Molars	SFM-CH	PeachCare for Kids®	Reportable (R)	All steps required to collect numerator and denominator elements and calculate the measure were successfully met. No issues or concerns.
8	Screening for Depression and Follow-Up Plan	CDF	Georgia Families	Reportable (R)	All steps required to collect numerator and denominator elements and calculate the measure were successfully met. No issues or concerns.
9	Screening for Depression and Follow-Up Plan	CDF	PeachCare for Kids®	Reportable (R)	All steps required to collect numerator and denominator elements and calculate the measure were successfully met. No issues or concerns.

**Appendix C: Department of Community Health, State of Georgia
Validated MY 2021 Performance Measures for Amerigroup GF and PeachCare for Kids® Populations**

Developmental Screening in the First Three Years of Life (DEV) for Georgia Families Population					
Data Element	General Measure Data	Age 1	Age 2	Age 3	Total
Measurement Year	2021				
Data Collection Methodology:	Hybrid				
Eligible Population		16,767	19,290	17,231	53,288
Number of Numerator Events by Administrative Data in Eligible Population		8,752	8,387	7,640	24,779
Current Year's Administrative Rate		52.20%	43.48%	44.34%	46.50%
Minimum Required Sample Size (MRSS) Per Age Band					0
Oversampling Rate					0.00
Number of Oversample Records		0	0	0	0
Records Added from the Oversample List					0
Denominator (Per Age Band)		137	137	137	411
Numerator Events by Administrative Data		72	60	54	186
Numerator Events by Medical Records		9	15	12	36
Numerator Events by Supplemental Data		0	0	0	0
Reported Rate		59.12%	54.74%	48.18%	54.01%

Note: If NA is displayed in place of the rate, this indicates the denominator was too small (i.e., <30) to report a valid rate.

**Appendix C: Department of Community Health, State of Georgia
Validated MY 2021 Performance Measures for Amerigroup GF and PeachCare for Kids® Populations**

Developmental Screening in the First Three Years of Life (DEV) for PeachCare for Kids® Population					
Data Element	General Measure Data	Age 1	Age 2	Age 3	Total
Measurement Year	2021				
Data Collection Methodology:	Hybrid				
Eligible Population		26	1,323	1,647	2,996
Number of Numerator Events by Administrative Data in Eligible Population		14	643	785	1,442
Current Year's Administrative Rate		53.85%	48.60%	47.66%	48.13%
Minimum Required Sample Size (MRSS) Per Age Band					0
Oversampling Rate					0.00
Number of Oversample Records		0	0	0	0
Records Added from the Oversample List					0
Denominator (Per Age Band)		26	137	137	300
Numerator Events by Administrative Data		14	60	67	141
Numerator Events by Medical Records		4	19	11	34
Numerator Events by Supplemental Data		0	0	0	0
Reported Rate		69.23%	57.66%	56.93%	58.33%

Note: If NA is displayed in place of the rate, this indicates the denominator was too small (i.e., <30) to report a valid rate.

**Appendix C: Department of Community Health, State of Georgia
Validated MY 2021 Performance Measures for Amerigroup GF and PeachCare for Kids® Populations**

Diabetes Short-Term Complications Admission Rate (PQI 01) for Georgia Families Population				
Data Element	General Measure Data	18–64 Years	65+ Years	Total (18+ Years)
Measurement Year	2021			
Data Collection Methodology (Administrative)	A			
Eligible Population (Member Months)		1,362,245	170	1,362,415
Numerator Events by Administrative Data		175	0	175
Reported Rate (Per 100,000 Member Months)*		12.85	0.00	12.84

**A lower rate indicates better performance.*

**Appendix C: Department of Community Health, State of Georgia
Validated MY 2021 Performance Measures for Amerigroup GF and PeachCare for Kids® Populations**

Heart Failure Admission Rate (PQI 08) for Georgia Families Population				
Data Element	General Measure Data	18–64 Years	65+ Years	Total (18+ Years)
Measurement Year	2021			
Data Collection Methodology (Administrative)	A			
Eligible Population (Member Months)		1,362,245	170	1,362,415
Numerator Events by Administrative Data		90	0	90
Reported Rate (Per 100,000 Member Months)*		6.61	0.00	6.61

**A lower rate indicates better performance.*

**Appendix C: Department of Community Health, State of Georgia
Validated MY 2021 Performance Measures for Amerigroup GF and PeachCare for Kids® Populations**

Percentage of Eligibles Who Received Preventive Dental Services (PDENT) for Georgia Families Population	
Data Element	General Measure Data
Measurement Year	2021
Data Collection Methodology (Administrative)	A
Eligible Population	390,494
Number of Exclusions	
Denominator	390,494
Numerator Events by Administrative Data	185,457
Reported Rate	47.49%

Note: If NA is displayed in place of the rate, this indicates the denominator was too small (i.e., <30) to report a valid rate.

**Appendix C: Department of Community Health, State of Georgia
Validated MY 2021 Performance Measures for Amerigroup GF and PeachCare for Kids® Populations**

Sealant Receipt on Permanent First Molars (SFM) for Georgia Families Population			
Data Element	General Measure Data	At Least One Sealant	All Four Molars Sealed
Measurement Year	2021		
Data Collection Methodology (Administrative)	A		
Eligible Population		16,740	16,740
Number of Required Exclusions		8	8
Numerator Events by Administrative Data		2,359	1,257
Numerator Events by Supplemental Data		0	0
Reported Rate		14.09%	7.51%

Note: If NA is displayed in place of the rate, this indicates the denominator was too small (i.e., <30) to report a valid rate.

**Appendix C: Department of Community Health, State of Georgia
Validated MY 2021 Performance Measures for Amerigroup GF and PeachCare for Kids® Populations**

Sealant Receipt on Permanent First Molars (SFM) for PeachCare for Kids® Population			
Data Element	General Measure Data	At Least One Sealant	All Four Molars Sealed
Measurement Year	2021		
Data Collection Methodology (Administrative)	A		
Eligible Population		2,217	2,217
Number of Required Exclusions		2	2
Numerator Events by Administrative Data		321	187
Numerator Events by Supplemental Data		0	0
Reported Rate		14.48%	8.43%

Note: If NA is displayed in place of the rate, this indicates the denominator was too small (i.e., <30) to report a valid rate.

**Appendix C: Department of Community Health, State of Georgia
Validated MY 2021 Performance Measures for Amerigroup GF and PeachCare for Kids® Populations**

Screening for Depression and Follow-Up Plan (CDF) for Georgia Families Population				
Data Element	General Measure Data	12–17 Years	18–64 Years	65+ Years
Measurement Year	2021			
Data Collection Methodology (Administrative)	A			
Eligible Population (members with an outpatient visit during the measurement year)		94,336	98,473	23
Number of Exclusions		5,665	7,314	1
Number of Exceptions		24	66	0
Denominator (eligible population minus exclusions and exceptions)		88,647	91,093	22
Total of Numerator Events: Number of members with a positive screen for depression during an outpatient visit using a standardized tool with a follow-up plan documented - AND - Number of members with a negative screen for depression during an outpatient visit using a standardized tool		1,337	1,879	2
Reported Rate		1.51%	2.06%	NA

Note: If NA is displayed in place of the rate, this indicates the denominator was too small (i.e., <30) to report a valid rate.

**Appendix C: Department of Community Health, State of Georgia
Validated MY 2021 Performance Measures for Amerigroup GF and PeachCare for Kids® Populations**

Screening for Depression and Follow-Up Plan (CDF) for PeachCare for Kids® Population			
Data Element	General Measure Data	12–17 Years	18–64 Years
Measurement Year	2021		
Data Collection Methodology (Administrative)	A		
Eligible Population (members with an outpatient visit during the measurement year)		16,651	3,645
Number of Exclusions		926	234
Number of Exceptions		5	8
Denominator (eligible population minus exclusions and exceptions)		15,720	3,403
Total of Numerator Events: Number of members with a positive screen for depression during an outpatient visit using a standardized tool with a follow-up plan documented - AND - Number of members with a negative screen for depression during an outpatient visit using a standardized tool		180	43
Reported Rate		1.15%	1.26%

Note: If NA is displayed in place of the rate, this indicates the denominator was too small (i.e., <30) to report a valid rate.



Appendix D. HEDIS Interactive Data Submission System Data

Appendix D contains Amerigroup's reported IDSS data from its NCQA HEDIS Compliance Audit.

**Appendix D: Department of Community Health, State of Georgia
HEDIS Interactive Data Submission System Data for Amerigroup Georgia Families**

Audit Review Table					
AMGP Georgia Managed Care Company, Inc. d/b/a Amerigroup Community Care (Org ID: 7359, Sub ID: 10188, Medicaid, Spec Area: None, Spec Proj: None, Contract Number: None)					
Measurement Year - 2021; Date & Timestamp - 6/14/2022 10:06:35 AM					
This submission is on the stage: Submission Finalized					
Measure/Data Element	Benefit Offered	Rate	Status	Audit Designation	Comment
Effectiveness of Care					
Weight Assessment and Counseling for Nutrition and Physical Activity for Children/Adolescents (WCC)					
<i>Weight Assessment and Counseling for Nutrition and Physical Activity for Children/Adolescents - BMI percentile (Total)</i>		83.21%	R	R	Reported
<i>Weight Assessment and Counseling for Nutrition and Physical Activity for Children/Adolescents - Counseling for Nutrition (Total)</i>		76.4%	R	R	Reported
<i>Weight Assessment and Counseling for Nutrition and Physical Activity for Children/Adolescents - Counseling for Physical Activity (Total)</i>		73.97%	R	R	Reported
Childhood Immunization Status (CIS)					
<i>Childhood Immunization Status - DTaP</i>		67.88%	R	R	Reported
<i>Childhood Immunization Status - IPV</i>		82.73%	R	R	Reported
<i>Childhood Immunization Status - MMR</i>		82.24%	R	R	Reported
<i>Childhood Immunization Status - HiB</i>		80.29%	R	R	Reported
<i>Childhood Immunization Status - Hepatitis B</i>		85.64%	R	R	Reported
<i>Childhood Immunization Status - VZV</i>		81.51%	R	R	Reported
<i>Childhood Immunization Status - Pneumococcal Conjugate</i>		70.56%	R	R	Reported
<i>Childhood Immunization Status - Hepatitis A</i>		79.08%	R	R	Reported
<i>Childhood Immunization Status - Rotavirus</i>		69.59%	R	R	Reported
<i>Childhood Immunization Status - Influenza</i>		25.55%	R	R	Reported
<i>Childhood Immunization Status - Combo 3</i>		63.26%	R	R	Reported
<i>Childhood Immunization Status - Combo 7</i>		55.47%	R	R	Reported
<i>Childhood Immunization Status - Combo 10</i>		21.41%	R	R	Reported
Immunizations for Adolescents (IMA)					
<i>Immunizations for Adolescents - Meningococcal</i>		87.1%	R	R	Reported
<i>Immunizations for Adolescents - Tdap</i>		85.89%	R	R	Reported
<i>Immunizations for Adolescents - HPV</i>		36.01%	R	R	Reported
<i>Immunizations for Adolescents - Combination 1</i>		85.64%	R	R	Reported
<i>Immunizations for Adolescents - Combination 2</i>		35.04%	R	R	Reported
Lead Screening in Children (LSC)					
<i>Lead Screening in Children</i>		73.65%	R	R	Reported
Breast Cancer Screening (BCS)					
<i>Breast Cancer Screening</i>		50.94%	R	R	Reported

**Appendix D: Department of Community Health, State of Georgia
HEDIS Interactive Data Submission System Data for Amerigroup Georgia Families**

Cervical Cancer Screening (CCS)					
<i>Cervical Cancer Screening</i>		68.85%	R	R	Reported
Chlamydia Screening in Women (CHL)					
<i>Chlamydia Screening in Women (Total)</i>		61%	R	R	Reported
Appropriate Testing for Pharyngitis (CWP)	Y				
<i>Appropriate Testing for Pharyngitis (Total)</i>		77.74%	R	R	Reported
Use of Spirometry Testing in the Assessment and Diagnosis of COPD (SPR)					
<i>Use of Spirometry Testing in the Assessment and Diagnosis of COPD</i>		32.89%	R	R	Reported
Pharmacotherapy Management of COPD Exacerbation (PCE)	Y				
<i>Pharmacotherapy Management of COPD Exacerbation - Systemic Corticosteroid</i>		73.53%	R	R	Reported
<i>Pharmacotherapy Management of COPD Exacerbation - Bronchodilator</i>		86.76%	R	R	Reported
Asthma Medication Ratio (AMR)	Y				
<i>Asthma Medication Ratio (Total)</i>		77.68%	R	R	Reported
Controlling High Blood Pressure (CBP)					
<i>Controlling High Blood Pressure</i>		54.26%	R	R	Reported
Persistence of Beta-Blocker Treatment After a Heart Attack (PBH)	Y				
<i>Persistence of Beta-Blocker Treatment After a Heart Attack</i>		65.22%	NA	R	Reported
Statin Therapy for Patients With Cardiovascular Disease (SPC)	Y				
<i>Statin Therapy for Patients With Cardiovascular Disease - Received Statin Therapy (Total)</i>		72.9%	R	R	Reported
<i>Statin Therapy for Patients With Cardiovascular Disease - Statin Adherence 80% (Total)</i>		53.98%	R	R	Reported
Cardiac Rehabilitation (CRE)					
<i>Cardiac Rehabilitation - Initiation (Total)</i>		1.92%	R	R	Reported
<i>Cardiac Rehabilitation - Engagement1 (Total)</i>		0.96%	R	R	Reported
<i>Cardiac Rehabilitation - Engagement2 (Total)</i>		1.92%	R	R	Reported
<i>Cardiac Rehabilitation - Achievement (Total)</i>		0%	R	R	Reported
Comprehensive Diabetes Care (CDC)					
<i>Comprehensive Diabetes Care - HbA1c Testing</i>		79.81%	R	R	Reported
<i>Comprehensive Diabetes Care - Poor HbA1c Control</i>		50.85%	R	R	Reported
<i>Comprehensive Diabetes Care - HbA1c Control (<8%)</i>		42.58%	R	R	Reported
<i>Comprehensive Diabetes Care - Eye Exams</i>		30.17%	R	R	Reported
<i>Comprehensive Diabetes Care - Blood Pressure Control (<140/90)</i>		56.2%	R	R	Reported
Kidney Health Evaluation for Patients With Diabetes (KED)					
<i>Kidney Health Evaluation for Patients With Diabetes (Total)</i>		23.23%	R	R	Reported

**Appendix D: Department of Community Health, State of Georgia
HEDIS Interactive Data Submission System Data for Amerigroup Georgia Families**

Statin Therapy for Patients With Diabetes (SPD)	Y				
<i>Statin Therapy for Patients With Diabetes - Received Statin Therapy</i>		50.77%	R	R	Reported
<i>Statin Therapy for Patients With Diabetes - Statin Adherence 80%</i>		46.72%	R	R	Reported
Antidepressant Medication Management (AMM)	Y				
<i>Antidepressant Medication Management - Effective Acute Phase Treatment</i>		52.67%	R	R	Reported
<i>Antidepressant Medication Management - Effective Continuation Phase Treatment</i>		32.89%	R	R	Reported
Follow-Up Care for Children Prescribed ADHD Medication (ADD)	Y				
<i>Follow-Up Care for Children Prescribed ADHD Medication - Initiation Phase</i>		35.86%	R	R	Reported
<i>Follow-Up Care for Children Prescribed ADHD Medication - Continuation and Maintenance Phase</i>		53.32%	R	R	Reported
Follow-up After Hospitalization for Mental Illness (FUH)	Y				
<i>Follow-Up After Hospitalization For Mental Illness - 30 days (Total)</i>		62.71%	R	R	Reported
<i>Follow-Up After Hospitalization For Mental Illness - 7 days (Total)</i>		42.35%	R	R	Reported
Follow-Up After Emergency Department Visit for Mental Illness (FUM)	Y				
<i>Follow-Up After Emergency Department Visit for Mental Illness - 30 days (Total)</i>		48.98%	R	R	Reported
<i>Follow-Up After Emergency Department Visit for Mental Illness - 7 days (Total)</i>		34.95%	R	R	Reported
Follow-Up After High-Intensity Care for Substance Use Disorder (FUI)	Y				
<i>Follow-Up After High-Intensity Care for Substance Use Disorder - 30 days (Total)</i>		36.46%	R	R	Reported
<i>Follow-Up After High-Intensity Care for Substance Use Disorder - 7 Days (Total)</i>		23.76%	R	R	Reported
Follow-Up After Emergency Department Visit for Alcohol and Other Drug Abuse or Dependence (FUA)	Y				
<i>Follow-Up After Emergency Department Visit for Alcohol and Other Drug Abuse or Dependence - 30 days (Total)</i>		10.97%	R	R	Reported
<i>Follow-Up After Emergency Department Visit for Alcohol and Other Drug Abuse or Dependence - 7 days (Total)</i>		9.2%	R	R	Reported
Pharmacotherapy for Opioid Use Disorder (POD)	Y				
<i>Pharmacotherapy for Opioid Use Disorder (Total)</i>		27.71%	R	R	Reported
Diabetes Screening for People With Schizophrenia or Bipolar Disorder Who Are Using Antipsychotic Medications (SSD)	Y				
<i>Diabetes Screening for People With Schizophrenia or Bipolar Disorder Who Are Using Antipsychotic Medications</i>		77.48%	R	R	Reported
Diabetes Monitoring for People With Diabetes and Schizophrenia (SMD)					

**Appendix D: Department of Community Health, State of Georgia
HEDIS Interactive Data Submission System Data for Amerigroup Georgia Families**

<i>Diabetes Monitoring for People With Diabetes and Schizophrenia</i>		61.36%	R	R	Reported
Cardiovascular Monitoring for People With Cardiovascular Disease and Schizophrenia (SMC)					
<i>Cardiovascular Monitoring for People With Cardiovascular Disease and Schizophrenia</i>		100%	NA	R	Reported
Adherence to Antipsychotic Medications for Individuals With Schizophrenia (SAA)	Y				
<i>Adherence to Antipsychotic Medications for Individuals With Schizophrenia</i>		33.62%	R	R	Reported
Metabolic Monitoring for Children and Adolescents on Antipsychotics (APM)	Y				
<i>Metabolic Monitoring for Children and Adolescents on Antipsychotics - Blood Glucose Testing (Total)</i>		53.62%	R	R	Reported
<i>Metabolic Monitoring for Children and Adolescents on Antipsychotics - Cholesterol Testing (Total)</i>		39.46%	R	R	Reported
<i>Metabolic Monitoring for Children and Adolescents on Antipsychotics - Blood Glucose and Cholesterol Testing (Total)</i>		35.77%	R	R	Reported
Non-Recommended Cervical Cancer Screening in Adolescent Females (NCS)					
<i>Non-Recommended Cervical Cancer Screening in Adolescent Females</i>		0.47%	R	R	Reported
Appropriate Treatment for Upper Respiratory Infection (URI)	Y				
<i>Appropriate Treatment for Upper Respiratory Infection (Total)</i>		89.73%	R	R	Reported
Avoidance of Antibiotic Treatment for Acute Bronchitis/Bronchiolitis (AAB)	Y				
<i>Avoidance of Antibiotic Treatment for Acute Bronchitis/Bronchiolitis (Total)</i>		54.49%	R	R	Reported
Use of Imaging Studies for Low Back Pain (LBP)					
<i>Use of Imaging Studies for Low Back Pain</i>		71.42%	R	R	Reported
Use of Opioids at High Dosage (HDO)	Y				
<i>Use of Opioids at High Dosage</i>		2.02%	R	R	Reported
Use of Opioids From Multiple Providers (UOP)	Y				
<i>Use of Opioids From Multiple Providers - Multiple Prescribers</i>		20.66%	R	R	Reported
<i>Use of Opioids From Multiple Providers - Multiple Pharmacies</i>		2.51%	R	R	Reported
<i>Use of Opioids From Multiple Providers - Multiple Prescribers and Multiple Pharmacies</i>		1.66%	R	R	Reported
Risk of Continued Opioid Use (COU)	Y				
<i>Risk of Continued Opioid Use - >=15 Days (Total)</i>		1.3%	R	R	Reported
<i>Risk of Continued Opioid Use - >=31 Days (Total)</i>		0.84%	R	R	Reported
Access/Availability of Care					
Adults' Access to Preventive/Ambulatory Health Services (AAP)					

**Appendix D: Department of Community Health, State of Georgia
HEDIS Interactive Data Submission System Data for Amerigroup Georgia Families**

<i>Adults' Access to Preventive/Ambulatory Health Services (Total)</i>		71.05%	R	R	Reported
Annual Dental Visit (ADV)	Y				
<i>Annual Dental Visit (Total)</i>		54.13%	R	R	Reported
Initiation and Engagement of Alcohol and Other Drug Abuse or Dependence Treatment (IET)	Y				
<i>Initiation and Engagement of Alcohol and Other Drug Abuse or Dependence Treatment - Initiation of AOD - Alcohol Abuse or Dependence (Total)</i>		38.58%	R	R	Reported
<i>Initiation and Engagement of Alcohol and Other Drug Abuse or Dependence Treatment - Engagement of AOD - Alcohol Abuse or Dependence (Total)</i>		7.12%	R	R	Reported
<i>Initiation and Engagement of Alcohol and Other Drug Abuse or Dependence Treatment - Initiation of AOD - Opioid Abuse or Dependence (Total)</i>		55.68%	R	R	Reported
<i>Initiation and Engagement of Alcohol and Other Drug Abuse or Dependence Treatment - Engagement of AOD - Opioid Abuse or Dependence (Total)</i>		20.88%	R	R	Reported
<i>Initiation and Engagement of Alcohol and Other Drug Abuse or Dependence Treatment - Initiation of AOD - Other Drug Abuse or Dependence (Total)</i>		41.28%	R	R	Reported
<i>Initiation and Engagement of Alcohol and Other Drug Abuse or Dependence Treatment - Engagement of AOD - Other Drug Abuse or Dependence (Total)</i>		6.62%	R	R	Reported
<i>Initiation and Engagement of Alcohol and Other Drug Abuse or Dependence Treatment - Initiation of AOD - Total (Total)</i>		41.41%	R	R	Reported
<i>Initiation and Engagement of Alcohol and Other Drug Abuse or Dependence Treatment - Engagement of AOD - Total (Total)</i>		8.39%	R	R	Reported
Prenatal and Postpartum Care (PPC)					
<i>Prenatal and Postpartum Care - Timeliness of Prenatal Care</i>		81.02%	R	R	Reported
<i>Prenatal and Postpartum Care - Postpartum Care</i>		73.24%	R	R	Reported
Use of First-Line Psychosocial Care for Children and Adolescents on Antipsychotics (APP)	Y				
<i>Use of First-Line Psychosocial Care for Children and Adolescents on Antipsychotics (Total)</i>		66.1%	R	R	Reported
Utilization					
Well-Child Visits in the First 30 Months of Life (W30)					
<i>Well-Child Visits in the First 30 Months of Life (First 15 Months)</i>		59.56%	R	R	Reported
<i>Well-Child Visits in the First 30 Months of Life (15 Months-30 Months)</i>		68.78%	R	R	Reported
Child and Adolescent Well-Care Visits (WCV)					
<i>Child and Adolescent Well-Care Visits (Total)</i>		50.59%	R	R	Reported
Frequency of Selected Procedures (FSP)			R	R	Reported
Ambulatory Care (AMBa)			R	R	Reported

**Appendix D: Department of Community Health, State of Georgia
HEDIS Interactive Data Submission System Data for Amerigroup Georgia Families**

Ambulatory Care (Dual) (AMBb)			NR	NR	Not Reported
Ambulatory Care (Disabled) (AMBc)			NR	NR	Not Reported
Ambulatory Care (Low Income) (AMBd)			NR	NR	Not Reported
Inpatient Utilization - General Hospital/Acute Care (IPUa)			R	R	Reported
Inpatient Utilization - General Hospital/Acute Care (Dual) (IPUb)			NR	NR	Not Reported
Inpatient Utilization - General Hospital/Acute Care (Disabled) (IPUc)			NR	NR	Not Reported
Inpatient Utilization - General Hospital/Acute Care (Low Income) (IPUd)			NR	NR	Not Reported
Identification of Alcohol and other Drug Services (IADa)	Y		R	R	Reported
Identification of Alcohol and Other Drug Services (Dual) (IADb)			NR	NR	Not Reported
Identification of Alcohol and Other Drug Services (Disabled) (IADc)			NR	NR	Not Reported
Identification of Alcohol and Other Drug Services (Low Income) (IADd)			NR	NR	Not Reported
Mental Health Utilization (MPTa)	Y		R	R	Reported
Mental Health Utilization (Dual) (MPTb)			NR	NR	Not Reported
Mental Health Utilization (Disabled) (MPTc)			NR	NR	Not Reported
Mental Health Utilization (Low Income) (MPTd)			NR	NR	Not Reported
Antibiotic Utilization (ABXa)	Y		R	R	Reported
Antibiotic Utilization (Dual) (ABXb)			NR	NR	Not Reported
Antibiotic Utilization (Disabled) (ABXc)			NR	NR	Not Reported
Antibiotic Utilization (Low Income) (ABXd)			NR	NR	Not Reported
Risk Adjusted Utilization					
Plan All-Cause Readmissions (PCR)			R	R	Reported
Health Plan Descriptive Information					
Enrollment by Product Line (ENPa)			R	R	Reported
Enrollment by Product Line (Dual) (ENPb)			NR	NR	Not Reported
Enrollment by Product Line (Disabled) (ENPc)			NR	NR	Not Reported
Enrollment by Product Line (Low Income) (ENPd)			NR	NR	Not Reported
Language Diversity of Membership (LDM)			R	R	Reported
Race/Ethnicity Diversity of Membership (RDM)			R	R	Reported
Electronic Clinical Data Systems					

**Appendix D: Department of Community Health, State of Georgia
HEDIS Interactive Data Submission System Data for Amerigroup Georgia Families**

Breast Cancer Screening (BCS-E)					
<i>Breast Cancer Screening</i>			NR	NR	Not Reported
Follow-Up Care for Children Prescribed ADHD Medication (ADD-E)					
<i>Follow-Up Care for Children Prescribed ADHD Medication - Initiation Phase</i>			NR	NR	Not Reported
<i>Follow-Up Care for Children Prescribed ADHD Medication - Continuation and Maintenance Phase</i>			NR	NR	Not Reported
Depression Screening and Follow-Up for Adolescents and Adults (DSF-E)					
<i>Depression Screening and Follow-Up for Adolescents and Adults - Depression Screening (Total)</i>			NR	NR	Not Reported
<i>Depression Screening and Follow-Up for Adolescents and Adults - Follow-up on Positive Screen (Total)</i>			NR	NR	Not Reported
Utilization of the PHQ-9 to Monitor Depression Symptoms for Adolescents and Adults (DMS-E)					
<i>Utilization of the PHQ-9 to Monitor Depression Symptoms for Adolescents and Adults - Utilization of PHQ-9-Period1 (Total)</i>			NR	NR	Not Reported
<i>Utilization of the PHQ-9 to Monitor Depression Symptoms for Adolescents and Adults - Utilization of PHQ-9-Period2 (Total)</i>			NR	NR	Not Reported
<i>Utilization of the PHQ-9 to Monitor Depression Symptoms for Adolescents and Adults - Utilization of PHQ-9-Period3 (Total)</i>			NR	NR	Not Reported
<i>Utilization of the PHQ-9 to Monitor Depression Symptoms for Adolescents and Adults - Utilization of PHQ-9-Total (Total)</i>			NR	NR	Not Reported
Depression Remission or Response for Adolescents and Adults (DRR-E)					
<i>Depression Remission or Response for Adolescents and Adults - Follow-up PHQ-9 (Total)</i>			NR	NR	Not Reported
<i>Depression Remission or Response for Adolescents and Adults - Depression Remission (Total)</i>			NR	NR	Not Reported
<i>Depression Remission or Response for Adolescents and Adults - Depression Response (Total)</i>			NR	NR	Not Reported
Unhealthy Alcohol Use Screening and Follow-Up (ASF-E)					
<i>Unhealthy Alcohol Use Screening and Follow-Up - Unhealthy Alcohol Use Screening (Total)</i>			NR	NR	Not Reported
<i>Unhealthy Alcohol Use Screening and Follow-Up - Alcohol Counseling or Other Follow-Up Care (Total)</i>			NR	NR	Not Reported
Adult Immunization Status (AIS-E)					
<i>Adult Immunization Status - Influenza</i>			NR	NR	Not Reported
<i>Adult Immunization Status - Td/Tdap</i>			NR	NR	Not Reported
<i>Adult Immunization Status - Zoster</i>			NR	NR	Not Reported
Prenatal Immunization Status (PRS-E)					
<i>Prenatal Immunization Status - Influenza</i>		9.28%	R	R	Reported
<i>Prenatal Immunization Status - Tdap</i>		28.91%	R	R	Reported

**Appendix D: Department of Community Health, State of Georgia
 HEDIS Interactive Data Submission System Data for Amerigroup Georgia Families**

<i>Prenatal Immunization Status - Combination</i>		6.74%	R	R	Reported
Prenatal Depression Screening and Follow-Up (PND-E)					
<i>Prenatal Depression Screening and Follow-Up - Depression Screening</i>			NR	NR	Not Reported
<i>Prenatal Depression Screening and Follow-Up - Follow-Up on Positive Screen</i>			NR	NR	Not Reported
Postpartum Depression Screening and Follow-Up (PDS-E)					
<i>Postpartum Depression Screening and Follow-Up - Depression Screening</i>			NR	NR	Not Reported
<i>Postpartum Depression Screening and Follow-Up - Follow-Up on Positive Screen</i>			NR	NR	Not Reported

**Appendix D: Department of Community Health, State of Georgia
HEDIS Interactive Data Submission System Data for Amerigroup Georgia Families**

AMGP Georgia Managed Care Company, Inc. d/b/a Amerigroup Community Care (Org ID: 7359, Sub ID: 10188, Medicaid, Special Area: None, Special Project: Nor

MeasurementYear: 2021

Weight Assessment and Counseling for Nutrition and Physical Activity for Children/Adolescents (WCC)

IndicatorMetric	BMIPercentile			NutritionCounseling			PhysicalActivityCounseling		
	3-11	12-17	Total	3-11	12-17	Total	3-11	12-17	Total
IndicatorKey	202501_20	202500_20	202502_20	202504_20	202503_20	202505_20	202507_20	202506_20	202508_20
CollectionMethod	H	H	H	H	H	H	H	H	H
EligiblePopulation	127684	73258	200942	127684	73258	200942	127684	73258	200942
NumeratorByAdminElig	84933	47659	132592	77473	42967	120440	67334	38571	105905
CYAR	66.52	65.06	65.99	60.68	58.65	59.94	52.73	52.65	52.70
MinReqSampleSize	411	411	411	411	411	411	411	411	411
OversampleRate	0.05	0.05	0.05	0.05	0.05	0.05	0.05	0.05	0.05
OversampleRecordsNumber	21	21	21	21	21	21	21	21	21
ExclusionValidDataErrors	0	0	0	0	0	0	0	0	0
ExclusionAdminOptional	0	0	0	0	0	0	0	0	0
ExclusionMedRecsOptional	0	0	0	0	0	0	0	0	0
ExclusionEmployeeOrDep	0	0	0	0	0	0	0	0	0
OversampleRecsAdded	0	0	0	0	0	0	0	0	0
Denominator	275	136	411	275	136	411	275	136	411
NumeratorByAdmin	197	89	286	174	76	250	149	68	217
NumeratorByMedicalRecords	37	18	55	42	22	64	56	30	86
NumeratorBySupplemental	0	1	1	0	0	0	0	1	1
Rate	85.09	79.41	83.21	78.55	72.06	76.40	74.55	72.79	73.97
AuditDesignation	R	R	R	R	R	R	R	R	R
Status	R	R	R	R	R	R	R	R	R

**Appendix D: Department of Community Health, State of Georgia
HEDIS Interactive Data Submission System Data for Amerigroup Georgia Families**

AMGP Georgia Managed Care Company, Inc. d/b/a Amerigroup Community Care (Org ID: 7359, Sub ID: 10188, Medicaid, Special Area: None, Special Project: None, Contract Number:)

MeasurementYear: 2021

Childhood Immunization Status (CIS)

IndicatorMetric	DTaP	IPV	MMR	HiB	HepatitisB	VZV	PneumococcalConjugate	HepatitisA	Rotavirus	Influenza	Combo3	Combo7	Combo10
IndicatorKey	200725_20	200729_20	200731_20	200726_20	200728_20	200733_20	200715_20	200727_20	200732_20	200730_20	200718_20	200722_20	200716_20
CollectionMethod	H	H	H	H	H	H	H	H	H	H	H	H	H
EligiblePopulation	19290	19290	19290	19290	19290	19290	19290	19290	19290	19290	19290	19290	19290
NumeratorByAdminElig	12841	16021	15818	15368	15695	15729	13406	15622	13239	5401	11490	10088	3997
CYAR	66.57	83.05	82.00	79.67	81.36	81.54	69.50	80.98	68.63	28.00	59.56	52.30	20.72
MinReqSampleSize	411	411	411	411	411	411	411	411	411	411	411	411	411
OversampleRate	0.05	0.05	0.05	0.05	0.05	0.05	0.05	0.05	0.05	0.05	0.05	0.05	0.05
OversampleRecordsNumber	21	21	21	21	21	21	21	21	21	21	21	21	21
ExclusionValidDataErrors	0	0	0	0	0	0	0	0	0	0	0	0	0
ExclusionAdminOptional	0	0	0	0	0	0	0	0	0	0	0	0	0
ExclusionMedRecsOptional	0	0	0	0	0	0	0	0	0	0	0	0	0
ExclusionEmployeeOrDep	0	0	0	0	0	0	0	0	0	0	0	0	0
OversampleRecsAdded	0	0	0	0	0	0	0	0	0	0	0	0	0
Denominator	411	411	411	411	411	411	411	411	411	411	411	411	411
NumeratorByAdmin	215	270	322	282	188	322	213	316	212	98	133	117	43
NumeratorByMedicalRecords	15	14	7	12	36	5	20	5	19	3	27	21	10
NumeratorBySupplemental	49	56	9	36	128	8	57	4	55	4	100	90	35
Rate	67.88	82.73	82.24	80.29	85.64	81.51	70.56	79.08	69.59	25.55	63.26	55.47	21.41
AuditDesignation	R	R	R	R	R	R	R	R	R	R	R	R	R
Status	R	R	R	R	R	R	R	R	R	R	R	R	R

**Appendix D: Department of Community Health, State of Georgia
HEDIS Interactive Data Submission System Data for Amerigroup Georgia Families**

AMGP Georgia Managed Care Company, Inc. d/b/a Amerigroup Community Care (Org ID: 7359, Sub ID: 10188, Medicaid, Special Area: None, Special Project: None, Contract Number:)

MeasurementYear: 2021

Immunizations for Adolescents (IMA)

IndicatorMetric	Meningococcal	Tdap	HPV	Combo1	Combo2
IndicatorKey	201710_20	201711_20	201709_20	201707_20	201708_20
CollectionMethod	H	H	H	H	H
EligiblePopulation	16487	16487	16487	16487	16487
NumeratorByAdminElig	13678	13681	5542	13435	5371
CYAR	82.96	82.98	33.61	81.49	32.58
MinReqSampleSize	411	411	411	411	411
OversampleRate	0.05	0.05	0.05	0.05	0.05
OversampleRecordsNumber	21	21	21	21	21
ExclusionValidDataErrors	0	0	0	0	0
ExclusionAdminOptional	0	0	0	0	0
ExclusionMedRecsOptional	0	0	0	0	0
ExclusionEmployeeOrDep	0	0	0	0	0
OversampleRecsAdded	0	0	0	0	0
Denominator	411	411	411	411	411
NumeratorByAdmin	317	314	116	311	113
NumeratorByMedicalRecords	8	8	9	7	4
NumeratorBySupplemental	33	31	23	34	27
Rate	87.10	85.89	36.01	85.64	35.04
AuditDesignation	R	R	R	R	R
Status	R	R	R	R	R

**Appendix D: Department of Community Health, State of Georgia
HEDIS Interactive Data Submission System Data for Amerigroup Georgia Families**

**AMGP Georgia Managed Care Company, Inc. d/b/a Amerigroup
Community Care (Org ID: 7359, Sub ID: 10188, Medicaid, Special
Area: None, Special Project: None, Contract Number:)**

MeasurementYear: 2021

Lead Screening in Children (LSC)

IndicatorMetric	LeadScreeningChildren
IndicatorKey	201858_20
CollectionMethod	H
EligiblePopulation	19290
NumeratorByAdminElig	13475
CYAR	69.85
MinReqSampleSize	296
OversampleRate	0.1
OversampleRecordsNumber	30
ExclusionValidDataErrors	0
ExclusionAdminOptional	0
ExclusionMedRecsOptional	0
ExclusionEmployeeOrDep	0
OversampleRecsAdded	0
Denominator	296
NumeratorByAdmin	206
NumeratorByMedicalRecords	7
NumeratorBySupplemental	5
Rate	73.65
AuditDesignation	R
Status	R

**Appendix D: Department of Community Health, State of Georgia
HEDIS Interactive Data Submission System Data for Amerigroup Georgia Families**

**AMGP Georgia Managed Care Company, Inc. d/b/a Amerigroup
Community Care (Org ID: 7359, Sub ID: 10188, Medicaid, Special
Area: None, Special Project: None, Contract Number:)**

MeasurementYear: 2021

Breast Cancer Screening (BCS)

IndicatorMetric	BreastCancerScreening
IndicatorKey	200694_20
EligiblePopulation	1068
ExclusionAdminRequired	5
ExclusionAdminOptional	42
NumeratorByAdmin	538
NumeratorBySupplemental	6
Rate	50.94
AuditDesignation	R
Status	R

**Appendix D: Department of Community Health, State of Georgia
HEDIS Interactive Data Submission System Data for Amerigroup Georgia Families**

**AMGP Georgia Managed Care Company, Inc. d/b/a Amerigroup
Community Care (Org ID: 7359, Sub ID: 10188, Medicaid, Special Area:
None, Special Project: None, Contract Number:)**

MeasurementYear: 2021

Cervical Cancer Screening (CCS)

IndicatorMetric	CervicalCancerScreening
IndicatorKey	200701_20
CollectionMethod	H
EligiblePopulation	59269
ExclusionAdminRequired	48
NumeratorByAdminElig	35416
CYAR	59.75
MinReqSampleSize	366
OversampleRate	0.05
OversampleRecordsNumber	19
ExclusionValidDataErrors	0
ExclusionAdminOptional	0
ExclusionMedRecsOptional	1
ExclusionEmployeeOrDep	0
OversampleRecsAdded	1
Denominator	366
NumeratorByAdmin	225
NumeratorByMedicalRecords	10
NumeratorBySupplemental	17
Rate	68.85
AuditDesignation	R
Status	R

**Appendix D: Department of Community Health, State of Georgia
HEDIS Interactive Data Submission System Data for Amerigroup Georgia Families**

AMGP Georgia Managed Care Company, Inc. d/b/a Amerigroup Community Care (Org ID: 7359, Sub ID: 10188, Medicaid, Special Area: None, Special Project: None, Contract Number:)

MeasurementYear: 2021

Chlamydia Screening in Women (CHL)

IndicatorMetric	ChlamydiaScreening		
Age	16-20	21-24	Total
IndicatorKey	200712_20	200713_20	200714_20
EligiblePopulation	14383	6819	21202
ExclusionAdminOptional	875	210	1085
NumeratorByAdmin	8078	4236	12314
NumeratorBySupplemental	431	188	619
Rate	59.16	64.88	61.00
AuditDesignation	R	R	R
Status	R	R	R

**Appendix D: Department of Community Health, State of Georgia
HEDIS Interactive Data Submission System Data for Amerigroup Georgia Families**

AMGP Georgia Managed Care Company, Inc. d/b/a Amerigroup Community Care (Org ID: 7359, Sub ID: 10188, Medicaid, Special Area: None, Special Project: None, Contract Number:)

MeasurementYear: 2021

Appropriate Testing for Pharyngitis (CWP)

IndicatorMetric	AppropriatePharyngitisTesting			
Age	3-17	18-64	65+	Total
IndicatorKey	210013_10	210012_10	210014_10	210015_10
EligiblePopulation	15792	2821	0	18613
NumeratorByAdmin	12778	1687	0	14465
NumeratorBySupplemental	5	0	0	5
Rate	80.95	59.80		77.74
AuditDesignation	R	R	R	R
Status	R	R	NA	R

Appendix D: Department of Community Health, State of Georgia
HEDIS Interactive Data Submission System Data for Amerigroup Georgia Families

AMGP Georgia Managed Care Company, Inc. d/b/a Amerigroup
Community Care (Org ID: 7359, Sub ID: 10188, Medicaid, Special
Area: None, Special Project: None, Contract Number:)

MeasurementYear: 2021

Use of Spirometry Testing in the Assessment and Diagnosis of COPD
(SPR)

IndicatorMetric	SpirometryTestingCOPD
IndicatorKey	202457_20
EligiblePopulation	76
NumeratorByAdmin	25
NumeratorBySupplemental	0
Rate	32.89
AuditDesignation	R
Status	R

**Appendix D: Department of Community Health, State of Georgia
HEDIS Interactive Data Submission System Data for Amerigroup Georgia Families**

**AMGP Georgia Managed Care Company, Inc. d/b/a Amerigroup Community Care
(Org ID: 7359, Sub ID: 10188, Medicaid, Special Area: None, Special Project: None,
Contract Number:)**

MeasurementYear: 2021

Pharmacotherapy Management of COPD Exacerbation (PCE)

IndicatorMetric	SystemicCorticosteroid	Bronchodilator
IndicatorKey	201964_20	201963_20
EligiblePopulation	68	68
NumeratorByAdmin	50	59
NumeratorBySupplemental	0	0
Rate	73.53	86.76
AuditDesignation	R	R
Status	R	R

**Appendix D: Department of Community Health, State of Georgia
HEDIS Interactive Data Submission System Data for Amerigroup Georgia Families**

AMGP Georgia Managed Care Company, Inc. d/b/a Amerigroup Community Care (Org ID: 7359, Sub ID: 10188, Medicaid, Special Area: None, Special Project: None, Contract Number:)

MeasurementYear: 2021

Asthma Medication Ratio (AMR)

IndicatorMetric	AsthmaMedicationRatio				
Age	5-11	12-18	19-50	51-64	Total
IndicatorKey	200663_20	200661_20	200662_20	200664_20	200667_20
EligiblePopulation	1818	1484	578	54	3934
ExclusionAdminRequired	296	222	271	48	837
NumeratorByAdmin	1526	1137	357	36	3056
NumeratorBySupplemental	0	0	0	0	0
Rate	83.94	76.62	61.76	66.67	77.68
AuditDesignation	R	R	R	R	R
Status	R	R	R	R	R

**Appendix D: Department of Community Health, State of Georgia
HEDIS Interactive Data Submission System Data for Amerigroup Georgia Families**

AMGP Georgia Managed Care Company, Inc. d/b/a
Amerigroup Community Care (Org ID: 7359, Sub ID: 10188,
Medicaid, Special Area: None, Special Project: None, Contract
Number:)

MeasurementYear: 2021

Controlling High Blood Pressure (CBP)

IndicatorMetric	ControlHighBP
IndicatorKey	200700_20
CollectionMethod	H
EligiblePopulation	6829
ExclusionAdminRequired	15
NumeratorByAdminElig	1126
CYAR	16.49
MinReqSampleSize	411
OversampleRate	0.1
OversampleRecordsNumber	42
ExclusionValidDataErrors	0
ExclusionAdminOptional	2
ExclusionMedRecsOptional	0
ExclusionEmployeeOrDep	0
OversampleRecsAdded	2
Denominator	411
NumeratorByAdmin	61
NumeratorByMedicalRecords	160
NumeratorBySupplemental	2
Rate	54.26
AuditDesignation	R
Status	R

**Appendix D: Department of Community Health, State of Georgia
HEDIS Interactive Data Submission System Data for Amerigroup Georgia Families**

**AMGP Georgia Managed Care Company, Inc. d/b/a Amerigroup
Community Care (Org ID: 7359, Sub ID: 10188, Medicaid, Special
Area: None, Special Project: None, Contract Number:)**

MeasurementYear: 2021

Persistence of Beta-Blocker Treatment After a Heart Attack (PBH)

IndicatorMetric	BetaBlockerPersistence
IndicatorKey	201962_20
EligiblePopulation	23
ExclusionAdminOptional	12
NumeratorByAdmin	15
NumeratorBySupplemental	0
Rate	65.22
AuditDesignation	R
Status	NA

**Appendix D: Department of Community Health, State of Georgia
HEDIS Interactive Data Submission System Data for Amerigroup Georgia Families**

AMGP Georgia Managed Care Company, Inc. d/b/a Amerigroup Community Care (Org ID: 7359, Sub ID: 10188, Medicaid, Special Area: None, Special Project: None, Contract Number:)

MeasurementYear: 2021

Statin Therapy for Patients With Cardiovascular Disease (SPC)

IndicatorMetric	ReceivedTherapy	Adherence	ReceivedTherapy	Adherence	ReceivedTherapy	Adherence
Gender	M		F		F,M	
IndicatorKey	202449_20	202452_20	202450_20	202453_20	202451_20	202454_20
EligiblePopulation	57	45	98	68	155	113
ExclusionAdminRequired	3		14		17	
NumeratorByAdmin	45	24	68	37	113	61
NumeratorBySupplemental	0	0	0	0	0	0
Rate	78.95	53.33	69.39	54.41	72.90	53.98
AuditDesignation	R	R	R	R	R	R
Status	R	R	R	R	R	R

**Appendix D: Department of Community Health, State of Georgia
HEDIS Interactive Data Submission System Data for Amerigroup Georgia Families**

AMGP Georgia Managed Care Company, Inc. d/b/a Amerigroup Community Care (Org ID: 7359, Sub ID: 10188, Medicaid, Special Area: None, Special Project: None, Contract Number:)

MeasurementYear: 2021

Cardiac Rehabilitation (CRE)

IndicatorMetric	Initiation	Engagement1	Engagement2	Achievement	Initiation	Engagement1	Engagement2	Achievement	Initiation	Engagement1	Engagement2	Achievement
Age	18-64				65+				Total			
IndicatorKey	210081_10	210075_10	210078_10	210072_10	210082_10	210076_10	210079_10	210073_10	210083_10	210077_10	210080_10	210074_10
EligiblePopulation	104	104	104	104	0	0	0	0	104	104	104	104
ExclusionAdminRequired	12	12	12	12	0	0	0	0	12	12	12	12
NumeratorByAdmin	2	1	2	0	0	0	0	0	2	1	2	0
NumeratorBySupplemental	0	0	0	0	0	0	0	0	0	0	0	0
Rate	1.92	0.96	1.92	0.00					1.92	0.96	1.92	0.00
AuditDesignation	R	R	R	R	R	R	R	R	R	R	R	R
Status	R	R	R	R	NA	NA	NA	NA	R	R	R	R

**Appendix D: Department of Community Health, State of Georgia
HEDIS Interactive Data Submission System Data for Amerigroup Georgia Families**

AMGP Georgia Managed Care Company, Inc. d/b/a Amerigroup Community Care (Org ID: 7359, Sub ID: 10188, Medicaid, Special Area: None, Special Project: None, Contract Number:)

MeasurementYear: 2021

Comprehensive Diabetes Care (CDC)

IndicatorMetric	HbA1cTesting	PoorHbA1cControl	AdequateHbA1cControl	EyeExams	BPUnder140Over90
IndicatorKey	200708_20	200711_20	200707_20	200705_20	200704_20
CollectionMethod	H	H	H	H	H
EligiblePopulation	4042	4042	4042	4042	4042
ExclusionAdminRequired	12	12	12	12	12
NumeratorByAdminElig	3006	2844	1014	1161	694
CYAR	74.37	70.36	25.09	28.72	17.17
MinReqSampleSize	411	411	411	411	411
OversampleRate	0.1	0.1	0.1	0.1	0.1
OversampleRecordsNumber	42	42	42	42	42
ExclusionValidDataErrors	0	0	0	0	0
ExclusionAdminOptional	0	0	0	0	0
ExclusionMedRecsOptional	0	0	0	0	0
ExclusionEmployeeOrDep	0	0	0	0	0
OversampleRecsAdded	0	0	0	0	0
Denominator	411	411	411	411	411
NumeratorByAdmin	295	134	21	123	58
NumeratorByMedicalRecords	27	50	74	1	166
NumeratorBySupplemental	6	25	80	0	7
Rate	79.81	50.85	42.58	30.17	56.20
AuditDesignation	R	R	R	R	R
Status	R	R	R	R	R

**Appendix D: Department of Community Health, State of Georgia
HEDIS Interactive Data Submission System Data for Amerigroup Georgia Families**

**AMGP Georgia Managed Care Company, Inc. d/b/a Amerigroup Community Care (Org ID: 7359,
Sub ID: 10188, Medicaid, Special Area: None, Special Project: None, Contract Number:)**

MeasurementYear: 2021

Kidney Health Evaluation for Patients With Diabetes (KED)

IndicatorMetric	KidneyHealthEvaluation			
Age	18-64	65-74	75-85	Total
IndicatorKey	210084_10	210085_10	210086_10	210087_10
EligiblePopulation	3790	2	0	3792
ExclusionAdminRequired	46	0	0	46
ExclusionAdminOptional	216	0	0	216
NumeratorByAdmin	397	0	0	397
NumeratorBySupplemental	484	0	0	484
Rate	23.25	0.00		23.23
AuditDesignation	R	R	R	R
Status	R	NA	NA	R

**Appendix D: Department of Community Health, State of Georgia
HEDIS Interactive Data Submission System Data for Amerigroup Georgia Families**

**AMGP Georgia Managed Care Company, Inc. d/b/a Amerigroup
Community Care (Org ID: 7359, Sub ID: 10188, Medicaid, Special Area:
None, Special Project: None, Contract Number:)**

MeasurementYear: 2021

Statin Therapy for Patients With Diabetes (SPD)

IndicatorMetric	ReceivedTherapy	Adherence
IndicatorKey	202455_20	202456_20
EligiblePopulation	1231	625
ExclusionAdminRequired	259	
NumeratorByAdmin	625	292
NumeratorBySupplemental	0	0
Rate	50.77	46.72
AuditDesignation	R	R
Status	R	R

**Appendix D: Department of Community Health, State of Georgia
HEDIS Interactive Data Submission System Data for Amerigroup Georgia Families**

**AMGP Georgia Managed Care Company, Inc. d/b/a Amerigroup
Community Care (Org ID: 7359, Sub ID: 10188, Medicaid, Special
Area: None, Special Project: None, Contract Number:)**

MeasurementYear: 2021

Antidepressant Medication Management (AMM)

IndicatorMetric	Acute	Continuation
IndicatorKey	200659_20	200660_20
EligiblePopulation	2812	2812
ExclusionAdminRequired	5499	5499
NumeratorByAdmin	1481	925
NumeratorBySupplemental	0	0
Rate	52.67	32.89
AuditDesignation	R	R
Status	R	R

**Appendix D: Department of Community Health, State of Georgia
HEDIS Interactive Data Submission System Data for Amerigroup Georgia Families**

**AMGP Georgia Managed Care Company, Inc. d/b/a Amerigroup
Community Care (Org ID: 7359, Sub ID: 10188, Medicaid, Special
Area: None, Special Project: None, Contract Number:)**

MeasurementYear: 2021

Follow-Up Care for Children Prescribed ADHD Medication (ADD)

IndicatorMetric	Initiation	Continuation
IndicatorKey	200631_20	200630_20
EligiblePopulation	3954	602
ExclusionAdminOptional	6	1
NumeratorByAdmin	1418	321
NumeratorBySupplemental	0	0
Rate	35.86	53.32
AuditDesignation	R	R
Status	R	R

**Appendix D: Department of Community Health, State of Georgia
HEDIS Interactive Data Submission System Data for Amerigroup Georgia Families**

AMGP Georgia Managed Care Company, Inc. d/b/a Amerigroup Community Care (Org ID: 7359, Sub ID: 10188, Medicaid, Special Area: None, Special Project: None, Contract Number:)

MeasurementYear: 2021

Follow-up After Hospitalization for Mental Illness (FUH)

IndicatorMetric	FollowUp30Day	FollowUp7Day	FollowUp30Day	FollowUp7Day	FollowUp30Day	FollowUp7Day	FollowUp30Day	FollowUp7Day
Age	6-17		18-64		65+		Total	
IndicatorKey	203481_10	203484_10	203479_10	203482_10	203480_10	203483_10	201179_20	201180_20
EligiblePopulation	1952	1952	853	853	0	0	2805	2805
NumeratorByAdmin	1376	945	381	242	0	0	1757	1187
NumeratorBySupplemental	2	1	0	0	0	0	2	1
Rate	70.59	48.46	44.67	28.37			62.71	42.35
AuditDesignation	R	R	R	R	R	R	R	R
Status	R	R	R	R	NA	NA	R	R

**Appendix D: Department of Community Health, State of Georgia
HEDIS Interactive Data Submission System Data for Amerigroup Georgia Families**

AMGP Georgia Managed Care Company, Inc. d/b/a Amerigroup Community Care (Org ID: 7359, Sub ID: 10188, Medicaid, Special Area: None, Special Project: None, Contract Number:)

MeasurementYear: 2021

Follow-Up After Emergency Department Visit for Mental Illness (FUM)

IndicatorMetric	FollowUp30Day	FollowUp7Day	FollowUp30Day	FollowUp7Day	FollowUp30Day	FollowUp7Day	FollowUp30Day	FollowUp7Day
Age	6-17		18-64		65+		Total	
IndicatorKey	203487_10	203490_10	203485_10	203488_10	203486_10	203489_10	201181_20	201182_20
EligiblePopulation	455	455	329	329	0	0	784	784
NumeratorByAdmin	277	195	107	79	0	0	384	274
NumeratorBySupplemental	0	0	0	0	0	0	0	0
Rate	60.88	42.86	32.52	24.01			48.98	34.95
AuditDesignation	R	R	R	R	R	R	R	R
Status	R	R	R	R	NA	NA	R	R

**Appendix D: Department of Community Health, State of Georgia
HEDIS Interactive Data Submission System Data for Amerigroup Georgia Families**

AMGP Georgia Managed Care Company, Inc. d/b/a Amerigroup Community Care (Org ID: 7359, Sub ID: 10188, Medicaid, Special Area: None, Special Project: None, Contract Number:)

MeasurementYear: 2021

Follow-Up After High-Intensity Care for Substance Use Disorder (FUI)

IndicatorMetric	FollowUp30Day	FollowUp7Day	FollowUp30Day	FollowUp7Day	FollowUp30Day	FollowUp7Day	FollowUp30Day	FollowUp7Day
Age	13-17		18-64		65+		Total	
IndicatorKey	210017_10	210021_10	210018_10	210022_10	210019_10	210023_10	210016_10	210020_10
EligiblePopulation	2	2	179	179	0	0	181	181
NumeratorByAdmin	0	0	66	43	0	0	66	43
NumeratorBySupplemental	0	0	0	0	0	0	0	0
Rate	0.00	0.00	36.87	24.02			36.46	23.76
AuditDesignation	R	R	R	R	R	R	R	R
Status	NA	NA	R	R	NA	NA	R	R

**Appendix D: Department of Community Health, State of Georgia
HEDIS Interactive Data Submission System Data for Amerigroup Georgia Families**

AMGP Georgia Managed Care Company, Inc. d/b/a Amerigroup Community Care (Org ID: 7359, Sub ID: 10188, Medicaid, Special Area: None, Special Project: None, Contract Number:)

MeasurementYear: 2021

Follow-Up After Emergency Department Visit for Alcohol and Other Drug Abuse or Dependence (FUA)

IndicatorMetric	FollowUp30Day	FollowUp7Day	FollowUp30Day	FollowUp7Day	FollowUp30Day	FollowUp7Day
Age	13-17		18+		Total	
IndicatorKey	201173_20	201178_20	201174_20	201176_20	201175_20	201177_20
EligiblePopulation	80	80	485	485	565	565
NumeratorByAdmin	3	3	59	49	62	52
NumeratorBySupplemental	0	0	0	0	0	0
Rate	3.75	3.75	12.16	10.10	10.97	9.20
AuditDesignation	R	R	R	R	R	R
Status	R	R	R	R	R	R

**Appendix D: Department of Community Health, State of Georgia
HEDIS Interactive Data Submission System Data for Amerigroup Georgia Families**

AMGP Georgia Managed Care Company, Inc. d/b/a Amerigroup Community Care (Org ID: 7359, Sub ID: 10188, Medicaid, Special Area: None, Special Project: None, Contract Number:)

MeasurementYear: 2021

Pharmacotherapy for Opioid Use Disorder (POD)

IndicatorMetric	PharmacotherapyOpioidUseDisorder		
Age	16-64	65+	Total
IndicatorKey	210065_10	210066_10	210067_10
EligiblePopulation	332	0	332
NumeratorByAdmin	92	0	92
NumeratorBySupplemental	0	0	0
Rate	27.71		27.71
AuditDesignation	R	R	R
Status	R	NA	R

**Appendix D: Department of Community Health, State of Georgia
HEDIS Interactive Data Submission System Data for Amerigroup Georgia Families**

**AMGP Georgia Managed Care Company, Inc. d/b/a Amerigroup Community Care (Org ID: 7359,
Sub ID: 10188, Medicaid, Special Area: None, Special Project: None, Contract Number:)**

MeasurementYear: 2021

**Diabetes Screening for People With Schizophrenia or Bipolar Disorder Who Are Using
Antipsychotic Medications (SSD)**

IndicatorMetric	DiabetesScreeningSchizophreniaUsingAntipsychotics
IndicatorKey	202458_20
EligiblePopulation	1270
ExclusionAdminRequired	1146
NumeratorByAdmin	960
NumeratorBySupplemental	24
Rate	77.48
AuditDesignation	R
Status	R

Appendix D: Department of Community Health, State of Georgia
HEDIS Interactive Data Submission System Data for Amerigroup Georgia Families

AMGP Georgia Managed Care Company, Inc. d/b/a Amerigroup Community
Care (Org ID: 7359, Sub ID: 10188, Medicaid, Special Area: None, Special
Project: None, Contract Number:)

MeasurementYear: 2021

Diabetes Monitoring for People With Diabetes and Schizophrenia (SMD)

IndicatorMetric	DiabetesMonitoringSchizophrenia
IndicatorKey	202448_20
EligiblePopulation	44
ExclusionAdminOptional	0
NumeratorByAdmin	24
NumeratorBySupplemental	3
Rate	61.36
AuditDesignation	R
Status	R

Appendix D: Department of Community Health, State of Georgia
HEDIS Interactive Data Submission System Data for Amerigroup Georgia Families
AMGP Georgia Managed Care Company, Inc. d/b/a Amerigroup Community Care
(Org ID: 7359, Sub ID: 10188, Medicaid, Special Area: None, Special Project: None,
Contract Number:)

MeasurementYear: 2021

Cardiovascular Monitoring for People With Cardiovascular Disease and Schizophrenia (SMC)

IndicatorMetric	CardiovascularMonitoringSchizophrenia
IndicatorKey	202447_20
EligiblePopulation	2
NumeratorByAdmin	2
NumeratorBySupplemental	0
Rate	100.00
AuditDesignation	R
Status	NA

Appendix D: Department of Community Health, State of Georgia
HEDIS Interactive Data Submission System Data for Amerigroup Georgia Families
AMGP Georgia Managed Care Company, Inc. d/b/a Amerigroup Community Care
(Org ID: 7359, Sub ID: 10188, Medicaid, Special Area: None, Special Project: None,
Contract Number:)

MeasurementYear: 2021

Adherence to Antipsychotic Medications for Individuals With Schizophrenia (SAA)

IndicatorMetric	AdherenceAntipsychoticsSchizophrenia
IndicatorKey	202446_20
EligiblePopulation	232
ExclusionAdminRequired	165
NumeratorByAdmin	78
NumeratorBySupplemental	0
Rate	33.62
AuditDesignation	R
Status	R

Appendix D: Department of Community Health, State of Georgia HEDIS Interactive Data Submission System Data for Amerigroup Georgia Families

AMGP Georgia Managed Care Company, Inc. d/b/a Amerigroup Community Care (Org ID: 7359, Sub ID: 10188, Medicaid, Special Area: None, Special Project: None, Contract Number:)

MeasurementYear: 2021

Metabolic Monitoring for Children and Adolescents on Antipsychotics (APM)

IndicatorMetric	BloodGlucoseTesting	CholesterolTesting	BloodGlucoseCholesterolTesting	BloodGlucoseTesting	CholesterolTesting	BloodGlucoseCholesterolTesting	BloodGlucoseTesting	CholesterolTesting	BloodGlucoseCholesterolTesting
Age	1-11			12-17			Total		
IndicatorKey	210005_10	210009_10	210007_10	210006_10	210010_10	200674_20	210004_10	210008_10	200676_20
EligiblePopulation	521	521	521	969	969	969	1490	1490	1490
NumeratorByAdmin	204	135	118	572	328	298	776	463	416
NumeratorBySupplemental	5	19	18	18	106	99	23	125	117
Rate	40.12	29.56	26.10	60.89	44.79	40.97	53.62	39.46	35.77
AuditDesignation	R	R	R	R	R	R	R	R	R
Status	R	R	R	R	R	R	R	R	R

**Appendix D: Department of Community Health, State of Georgia
HEDIS Interactive Data Submission System Data for Amerigroup Georgia Families**

**AMGP Georgia Managed Care Company, Inc. d/b/a Amerigroup Community Care
(Org ID: 7359, Sub ID: 10188, Medicaid, Special Area: None, Special Project: None,
Contract Number:)**

MeasurementYear: 2021

Non-Recommended Cervical Cancer Screening in Adolescent Females (NCS)

IndicatorMetric	NonRecommendedCervicalCancerScreening
IndicatorKey	201957_20
EligiblePopulation	32055
ExclusionAdminRequired	180
NumeratorByAdmin	152
Rate	0.47
AuditDesignation	R
Status	R

**Appendix D: Department of Community Health, State of Georgia
 HEDIS Interactive Data Submission System Data for Amerigroup Georgia Families
 AMGP Georgia Managed Care Company, Inc. d/b/a Amerigroup Community Care
 (Org ID: 7359, Sub ID: 10188, Medicaid, Special Area: None, Special Project: None,
 Contract Number:)**

MeasurementYear: 2021

Appropriate Treatment for Upper Respiratory Infection (URI)

IndicatorMetric	AppropriateURITreatment			
Age	3m-17	18-64	65+	Total
IndicatorKey	210070_10	210069_10	210071_10	210068_10
EligiblePopulation	40039	3596	1	43636
NumeratorByAdmin	3567	912	1	4480
Rate	91.09	74.64	0.00	89.73
AuditDesignation	R	R	R	R
Status	R	R	NA	R

Appendix D: Department of Community Health, State of Georgia
HEDIS Interactive Data Submission System Data for Amerigroup Georgia Families
AMGP Georgia Managed Care Company, Inc. d/b/a Amerigroup Community Care
(Org ID: 7359, Sub ID: 10188, Medicaid, Special Area: None, Special Project: None,
Contract Number:)

MeasurementYear: 2021

Avoidance of Antibiotic Treatment for Acute Bronchitis/Bronchiolitis (AAB)

IndicatorMetric	AvoidanceAntibioticTreatment			
Age	3m-17	18-64	65+	Total
IndicatorKey	210002_10	210001_10	210003_10	210000_10
EligiblePopulation	5660	1134	0	6794
NumeratorByAdmin	2418	674	0	3092
Rate	57.28	40.56		54.49
AuditDesignation	R	R	R	R
Status	R	R	NA	R

Appendix D: Department of Community Health, State of Georgia
HEDIS Interactive Data Submission System Data for Amerigroup Georgia Families

AMGP Georgia Managed Care Company, Inc. d/b/a
Amerigroup Community Care (Org ID: 7359, Sub ID: 10188,
Medicaid, Special Area: None, Special Project: None,
Contract Number:)

MeasurementYear: 2021

Use of Imaging Studies for Low Back Pain (LBP)

IndicatorMetric	LowBackPainImaging
IndicatorKey	201818_20
EligiblePopulation	2439
ExclusionAdminRequired	602
NumeratorByAdmin	697
Rate	71.42
AuditDesignation	R
Status	R

Appendix D: Department of Community Health, State of Georgia
HEDIS Interactive Data Submission System Data for Amerigroup Georgia Families

AMGP Georgia Managed Care Company, Inc. d/b/a
Amerigroup Community Care (Org ID: 7359, Sub ID: 10188,
Medicaid, Special Area: None, Special Project: None, Contract
Number:)

MeasurementYear: 2021

Use of Opioids at High Dosage (HDO)

IndicatorMetric	OpioidUseHighDosage
IndicatorKey	202527_10
EligiblePopulation	1683
ExclusionAdminRequired	219
NumeratorByAdmin	34
Rate	2.02
AuditDesignation	R
Status	R

**Appendix D: Department of Community Health, State of Georgia
HEDIS Interactive Data Submission System Data for Amerigroup Georgia Families**

AMGP Georgia Managed Care Company, Inc. d/b/a Amerigroup Community Care (Org ID: 7359, Sub ID: 10188, Medicaid, Special Area: None, Special Project: None, Contract Number:)

MeasurementYear: 2021

Use of Opioids From Multiple Providers (UOP)

IndicatorMetric	MultiplePrescribers	MultiplePharmacies	MultiplePrescribersMultiplePharmacies
IndicatorKey	202529_10	202528_10	202530_10
EligiblePopulation	1989	1989	1989
NumeratorByAdmin	411	50	33
Rate	20.66	2.51	1.66
AuditDesignation	R	R	R
Status	R	R	R

**Appendix D: Department of Community Health, State of Georgia
HEDIS Interactive Data Submission System Data for Amerigroup Georgia Families**

AMGP Georgia Managed Care Company, Inc. d/b/a Amerigroup Community Care (Org ID: 7359, Sub ID: 10188, Medicaid, Special Area: None, Special Project: None, Contract Number:)

MeasurementYear: 2021

Risk of Continued Opioid Use (COU)

IndicatorMetric	Covered15OrMoreDays	Covered31OrMoreDays	Covered15OrMoreDays	Covered31OrMoreDays	Covered15OrMoreDays	Covered31OrMoreDays
Age	18-64		65+		Total	
IndicatorKey	203434_10	203437_10	203435_10	203438_10	203436_10	203439_10
EligiblePopulation	14431	14431	1	1	14432	14432
ExclusionAdminRequired	338	338	0	0	338	338
NumeratorByAdmin	188	121	0	0	188	121
Rate	1.30	0.84	0.00	0.00	1.30	0.84
AuditDesignation	R	R	R	R	R	R
Status	R	R	NA	NA	R	R

**Appendix D: Department of Community Health, State of Georgia
HEDIS Interactive Data Submission System Data for Amerigroup Georgia Families**

**AMGP Georgia Managed Care Company, Inc. d/b/a Amerigroup Community Care
(Org ID: 7359, Sub ID: 10188, Medicaid, Special Area: None, Special Project: None,
Contract Number:)**

MeasurementYear: 2021

Adults' Access to Preventive/Ambulatory Health Services (AAP)

IndicatorMetric	AdultAccessPreventiveCare			
Age	20-44	45-64	65+	Total
IndicatorKey	200001_20	200002_20	200003_20	200004_20
EligiblePopulation	71045	7954	15	79014
NumeratorByAdmin	50006	6119	13	56138
Rate	70.39	76.93	86.67	71.05
AuditDesignation	R	R	R	R
Status	R	R	NA	R

**Appendix D: Department of Community Health, State of Georgia
HEDIS Interactive Data Submission System Data for Amerigroup Georgia Families**

**AMGP Georgia Managed Care Company, Inc. d/b/a Amerigroup Community Care (Org ID: 7359, Sub ID: 10188,
Medicaid, Special Area: None, Special Project: None, Contract Number:)**

MeasurementYear: 2021

Annual Dental Visit (ADV)

IndicatorMetric	AnnualDentalVisit						
Age	2-3	4-6	7-10	11-14	15-18	19-20	Total
IndicatorKey	200635_20	200636_20	200637_20	200632_20	200633_20	200634_20	200638_20
EligiblePopulation	38725	57539	72003	71089	62247	17830	319433
NumeratorByAdmin	13383	35418	46473	42074	30982	4593	172923
Rate	34.56	61.55	64.54	59.18	49.77	25.76	54.13
AuditDesignation	R	R	R	R	R	R	R
Status	R	R	R	R	R	R	R

Appendix D: Department of Community Health, State of Georgia HEDIS Interactive Data Submission System Data for Amerigroup Georgia Families

AMGP Georgia Managed Care Company, Inc. d/b/a Amerigroup Community Care (Org ID: 7359, Sub ID: 10188, Medicaid, Special Area: None, Special Project: None, Contract Number:)

MeasurementYear: 2021

Initiation and Engagement of Alcohol and Other Drug Abuse or Dependence Treatment (IET)

IndicatorMetric	Initiation	Engagement	Initiation	Engagement	Initiation	Engagement	Initiation	Engagement	Initiation	Engagement	Initiation	Engagement	Initiation	Engagement	Initiation	Engagement	Initiation	Engagement	Initiation	Engagement	Initiation	Engagement		
Age	13-17								18+								Total							
Drug	Alcohol		Opioid		Other		Total		Alcohol		Opioid		Other		Total		Alcohol		Opioid		Other		Total	
IndicatorKey	203288_10	203279_10	203289_10	203280_10	203290_10	203281_10	201452_20	201449_20	203291_10	203282_10	203292_10	203283_10	203293_10	203284_10	201453_20	201450_20	203294_10	203285_10	203295_10	203286_10	203296_10	203287_10	201454_20	201451_20
EligiblePopulation	61	61	11	11	387	387	424	424	810	810	420	420	1878	1878	2853	2853	871	871	431	431	2265	2265	3277	3277
NumeratorByAdmin	22	2	7	2	180	40	190	41	314	60	233	88	755	110	1167	234	336	62	240	90	935	150	1357	275
Rate	36.07	3.28	63.64	18.18	46.51	10.34	44.81	9.67	38.77	7.41	55.48	20.95	40.20	5.86	40.90	8.20	38.58	7.12	55.68	20.88	41.28	6.62	41.41	8.39
AuditDesignation	R	R	R	R	R	R	R	R	R	R	R	R	R	R	R	R	R	R	R	R	R	R	R	R
Status	R	R	NA	NA	R	R	R	R	R	R	R	R	R	R	R	R	R	R	R	R	R	R	R	R

**Appendix D: Department of Community Health, State of Georgia
HEDIS Interactive Data Submission System Data for Amerigroup Georgia Families**

AMGP Georgia Managed Care Company, Inc. d/b/a Amerigroup Community Care (Org ID: 7359, Sub ID: 10188, Medicaid, Special Area: None, Special Project: None, Contract Number:)

MeasurementYear: 2021

Prenatal and Postpartum Care (PPC)

IndicatorMetric	TimelinessPrenatalCare	PostpartumCare
IndicatorKey	202142_20	202141_20
CollectionMethod	H	H
EligiblePopulation	15295	15295
NumeratorByAdminElig	9450	8944
CYAR	61.78	58.48
MinReqSampleSize	411	411
OversampleRate	0.05	0.05
OversampleRecordsNumber	21	21
ExclusionValidDataErrors	1	1
ExclusionEmployeeOrDep	0	0
OversampleRecsAdded	1	1
Denominator	411	411
NumeratorByAdmin	253	237
NumeratorByMedicalRecords	80	64
Rate	81.02	73.24
AuditDesignation	R	R
Status	R	R

**Appendix D: Department of Community Health, State of Georgia
HEDIS Interactive Data Submission System Data for Amerigroup Georgia Families**

AMGP Georgia Managed Care Company, Inc. d/b/a Amerigroup Community Care (Org ID: 7359, Sub ID: 10188, Medicaid, Special Area: None, Special Project: None, Contract Number:)

MeasurementYear: 2021

Use of First-Line Psychosocial Care for Children and Adolescents on Antipsychotics (APP)

IndicatorMetric	PsychosocialCareAntipsychotics		
	1-11	12-17	Total
IndicatorKey	210011_10	200678_20	200680_20
EligiblePopulation	205	326	531
ExclusionAdminRequired	113	302	415
NumeratorByAdmin	126	225	351
Rate	61.46	69.02	66.10
AuditDesignation	R	R	R
Status	R	R	R

**Appendix D: Department of Community Health, State of Georgia
HEDIS Interactive Data Submission System Data for Amerigroup Georgia Families**

**AMGP Georgia Managed Care Company, Inc. d/b/a Amerigroup Community
Care (Org ID: 7359, Sub ID: 10188, Medicaid, Special Area: None, Special
Project: None, Contract Number:)**

MeasurementYear: 2021

Well-Child Visits in the First 30 Months of Life (W30)

IndicatorMetric	Age15Months	Age15To30Months
IndicatorKey	202498_20	210089_10
EligiblePopulation	18158	16243
NumeratorByAdmin	9862	11136
NumeratorBySupplemental	953	36
Rate	59.56	68.78
AuditDesignation	R	R
Status	R	R

**Appendix D: Department of Community Health, State of Georgia
HEDIS Interactive Data Submission System Data for Amerigroup Georgia Families**

**AMGP Georgia Managed Care Company, Inc. d/b/a Amerigroup Community Care (Org ID: 7359,
Sub ID: 10188, Medicaid, Special Area: None, Special Project: None, Contract Number:)**

MeasurementYear: 2021

Child and Adolescent Well-Care Visits (WCV)

IndicatorMetric	ChildAdolescentWellVisits			
Age	3-11	12-17	18-21	Total
IndicatorKey	210093_10	210091_10	210092_10	210094_10
EligiblePopulation	166294	101742	34350	302386
NumeratorByAdmin	93206	51484	8262	152952
NumeratorBySupplemental	16	15	5	36
Rate	56.06	50.62	24.07	50.59
AuditDesignation	R	R	R	R
Status	R	R	R	R

Appendix D: Department of Community Health, State of Georgia HEDIS Interactive Data Submission System Data for Amerigroup Georgia Families

AMGP Georgia Managed Care Company, Inc. d/b/a Amerigroup Community Care (Org ID: 7359, Sub ID: 10188, Medicaid, Special Area: None, Special Project: None, Contract Number:)

MeasurementYear: 2021

Frequency of Selected Procedures (FSP)

Category	BariatricWeightLossSurgery						Tonsillectomy		HysterectomyAbdominal		HysterectomyVaginal		CholecystectomyOpen			CholecystectomyLaparoscopic			BackSurgery				Mastectomy		Lumpectomy		
Age	0-19		20-44		45-64		0-9	10-19	15-44	45-64	15-44	45-64	15-44	30-64	45-64	15-44	30-64	45-64	20-44		45-64		15-44	45-64	15-44	45-64	
Gender	M	F	M	F	M	F	M+F							M	F			M	F	M	F	M	F				
IndicatorKey	201043_20	201035_20	201044_20	201036_20	201045_20	201037_20	201155_20	201156_20	201113_20	201114_20	201120_20	201121_20	201083_20	201090_20	201084_20	201096_20	201103_20	201097_20	201028_20	201021_20	201029_20	201022_20	201130_20	201131_20	201123_20	201124_20	
MemberMonths	2308182	2273211	81124	865409	22358	81537	2487691	2093737	1334212	81537	1334212	81537	1334212	68451	81537	1334212	68451	81537	81124	865409	22358	81537	1334212	81537	1334212	81537	
ProcedureCount	2	13	2	155	2	12	914	316	88	15	66	11	7	1	0	643	15	35	9	68	10	32	49	84	115	65	
Rate	0.00	0.01	0.02	0.18	0.09	0.15	0.37	0.15	0.07	0.18	0.05	0.13	0.01	0.01	0.00	0.48	0.22	0.43	0.11	0.08	0.45	0.39	0.04	1.03	0.09	0.80	
AuditDesignation	R	R	R	R	R	R	R	R	R	R	R	R	R	R	R	R	R	R	R	R	R	R	R	R	R	R	R
Status	R	R	R	R	R	R	R	R	R	R	R	R	R	R	R	R	R	R	R	R	R	R	R	R	R	R	R

Appendix D: Department of Community Health, State of Georgia HEDIS Interactive Data Submission System Data for Amerigroup Georgia Families

AMGP Georgia Managed Care Company, Inc. d/b/a Amerigroup Community Care (Org ID: 7359, Sub ID: 10188, Medicaid, Special Area: None, Special Project: None, Contract Number:)

MeasurementYear: 2021

Ambulatory Care (AMBa)

Category	Outpatient	ED	Outpatient	ED	Outpatient	ED	Outpatient	ED	Outpatient	ED	Outpatient	ED	Outpatient	ED	Outpatient	ED	Outpatient	ED	Outpatient	ED	
Age	LessThan1		1-9		10-19		20-44		45-64		65-74		75-84		85+		Unknown		Total		
IndicatorKey	200657_20	200648_20	200650_20	200641_20	200651_20	200642_20	200652_20	200643_20	200653_20	200644_20	200654_20	200645_20	200655_20	200646_20	200656_20	200647_20	200640_20	200639_20	200658_20	200649_20	
MemberMonths	262691	262691	2225000	2225000	2093737	2093737	946533	946533	103895	103895	169	169	1	1	0	0	0	0	5632026	5632026	
VisitCount	198593	18727	571735	78789	387385	53977	280836	73646	49112	5943	107	2	0	0	0	0	0	0	1487768	231084	
Rate	755.99	71.29	256.96	35.41	185.02	25.78	296.70	77.81	472.71	57.20	633.14	11.83	0.00	0.00					264.16	41.03	
AuditDesignation	R	R	R	R	R	R	R	R	R	R	R	R	R	R	R	R	R	R	R	R	R
Status	R	R	R	R	R	R	R	R	R	R	NA	NA	NA	NA	NA	NA	NA	NA	NA	R	R

Appendix D: Department of Community Health, State of Georgia HEDIS Interactive Data Submission System Data for Amerigroup Georgia Families

AMGP Georgia Managed Care Company, Inc. d/b/a Amerigroup Community Care (Org ID: 7359, Sub ID: 10188, Medicaid, Special Area: None, Special Project: None, Contract Number:)

MeasurementYear: 2021

Ambulatory Care (Dual) (AMBb)

Category	Outpatient	ED	Outpatient	ED	Outpatient	ED	Outpatient	ED	Outpatient	ED	Outpatient	ED	Outpatient	ED	Outpatient	ED	Outpatient	ED	Outpatient	ED
Age	LessThan1		1-9		10-19		20-44		45-64		65-74		75-84		85+		Unknown		Total	
IndicatorKey	200657_21	200648_21	200650_21	200641_21	200651_21	200642_21	200652_21	200643_21	200653_21	200644_21	200654_21	200645_21	200655_21	200646_21	200656_21	200647_21	200640_21	200639_21	200658_21	200649_21
MemberMonths																				
VisitCount																				
Rate																				
AuditDesignation	NR	NR	NR	NR	NR	NR	NR	NR	NR	NR	NR	NR	NR	NR	NR	NR	NR	NR	NR	NR
Status	NR	NR	NR	NR	NR	NR	NR	NR	NR	NR	NR	NR	NR	NR	NR	NR	NR	NR	NR	NR

Appendix D: Department of Community Health, State of Georgia HEDIS Interactive Data Submission System Data for Amerigroup Georgia Families

AMGP Georgia Managed Care Company, Inc. d/b/a Amerigroup Community Care (Org ID: 7359, Sub ID: 10188, Medicaid, Special Area: None, Special Project: None, Contract Number:)

MeasurementYear: 2021

Ambulatory Care (Disabled) (AMBc)

Category	Outpatient	ED	Outpatient	ED	Outpatient	ED	Outpatient	ED	Outpatient	ED	Outpatient	ED	Outpatient	ED	Outpatient	ED	Outpatient	ED	Outpatient	ED
Age	LessThan1		1-9		10-19		20-44		45-64		65-74		75-84		85+		Unknown		Total	
IndicatorKey	200657_22	200648_22	200650_22	200641_22	200651_22	200642_22	200652_22	200643_22	200653_22	200644_22	200654_22	200645_22	200655_22	200646_22	200656_22	200647_22	200640_22	200639_22	200658_22	200649_22
MemberMonths																				
VisitCount																				
Rate																				
AuditDesignation	NR	NR	NR	NR	NR	NR	NR	NR	NR	NR	NR	NR	NR	NR	NR	NR	NR	NR	NR	NR
Status	NR	NR	NR	NR	NR	NR	NR	NR	NR	NR	NR	NR	NR	NR	NR	NR	NR	NR	NR	NR

Appendix D: Department of Community Health, State of Georgia HEDIS Interactive Data Submission System Data for Amerigroup Georgia Families


AMGP Georgia Managed Care Company, Inc. d/b/a Amerigroup Community Care (Org ID: 7359, Sub ID: 10188, Medicaid, Special Area: None, Special Project: None, Contract Number:)

MeasurementYear: 2021

Ambulatory Care (Low Income) (AMBd)

Category	Outpatient	ED	Outpatient	ED	Outpatient	ED	Outpatient	ED	Outpatient	ED	Outpatient	ED	Outpatient	ED	Outpatient	ED	Outpatient	ED	Outpatient	ED	
Age	LessThan1		1-9		10-19		20-44		45-64		65-74		75-84		85+		Unknown		Total		
IndicatorKey	200657_23	200648_23	200650_23	200641_23	200651_23	200642_23	200652_23	200643_23	200653_23	200644_23	200654_23	200645_23	200655_23	200646_23	200656_23	200647_23	200640_23	200639_23	200658_23	200649_23	
MemberMonths																					
VisitCount																					
Rate																					
AuditDesignation	NR	NR	NR	NR	NR	NR	NR	NR	NR	NR	NR	NR	NR	NR	NR	NR	NR	NR	NR	NR	NR
Status	NR	NR	NR	NR	NR	NR	NR	NR	NR	NR	NR	NR	NR	NR	NR	NR	NR	NR	NR	NR	NR


Appendix D: Department of Community Health, State of Georgia
HEDIS Interactive Data Submission System Data for Amerigroup Georgia Families



**Appendix D: Department of Community Health, State of Georgia
HEDIS Interactive Data Submission System Data for Amerigroup Georgia Families**

The image shows a very long and narrow table with a grid of cells. The top portion of the table is visible, showing several columns with headers and rows of data. The rest of the table is obscured by a large, solid orange rectangular block that covers the majority of the page's content area.

**Appendix D: Department of Community Health, State of Georgia
HEDIS Interactive Data Submission System Data for Amerigroup Georgia Families**



The image shows a very long and narrow table with many columns and a few rows of data. The table is mostly obscured by a yellow highlight, which appears to be a selection or a filter applied to the data. The visible text is mostly illegible due to the small size and the highlight.

**Appendix D: Department of Community Health, State of Georgia
HEDIS Interactive Data Submission System Data for Amerigroup Georgia Families**

Category	Value
1	0.05
2	0.05
3	0.05
4	0.05
5	0.05
6	0.05
7	0.05
8	0.05
9	0.05
10	0.05
11	0.05
12	0.05
13	0.05
14	0.05
15	0.05
16	0.05
17	0.05
18	0.05
19	0.05
20	0.05
21	0.05
22	0.05
23	0.05
24	0.05
25	0.05
26	0.05
27	0.05
28	0.05
29	0.05
30	0.05
31	0.05
32	0.05
33	0.05
34	0.05
35	0.05
36	0.05
37	0.05
38	0.05
39	0.05
40	0.05
41	0.05
42	0.05
43	0.05
44	0.05
45	0.05
46	0.05
47	0.05
48	0.05
49	0.05
50	0.05
51	0.05
52	0.05
53	0.05
54	0.05
55	0.05
56	0.05
57	0.05
58	0.05
59	0.05
60	0.05
61	0.05
62	0.05
63	0.05
64	0.05
65	0.05
66	0.05
67	0.05
68	0.05
69	0.05
70	0.05
71	0.05
72	0.05
73	0.05
74	0.05
75	0.05
76	0.05
77	0.05
78	0.05
79	0.05
80	0.05
81	0.05
82	0.05
83	0.05
84	0.05
85	0.05
86	0.05
87	0.05
88	0.05
89	0.05
90	0.05
91	0.05
92	0.05
93	0.05
94	0.05
95	0.05
96	0.05
97	0.05
98	0.05
99	0.05
100	0.05

Appendix D: Department of Community Health, State of Georgia
HEDIS Interactive Data Submission System Data for Amerigroup Georgia Families

The image shows a very narrow, horizontally-oriented bar chart or data visualization. It consists of a long row of small, orange-colored bars. The bars are arranged in a regular, repeating pattern across the width of the page. The height of the bars is relatively uniform, with only minor variations. The chart is positioned at the top of the page, below the title. The background of the chart area is white, and the bars are set against a thin grid of lines. The overall appearance is that of a data visualization for a large number of categories or time periods, where each bar represents a single data point.

**Appendix D: Department of Community Health, State of Georgia
HEDIS Interactive Data Submission System Data for Amerigroup Georgia Families**



The image shows a table with a grid of cells. The top portion of the table is visible, showing several columns with headers and a few rows of data. The rest of the table is covered by a large, solid orange rectangular redaction box.

**Appendix D: Department of Community Health, State of Georgia
HEDIS Interactive Data Submission System Data for Amerigroup Georgia Families**



The image shows a horizontal bar chart with numerous small orange bars. The bars are arranged in a single row and vary slightly in height, representing a large number of data points. The chart is positioned at the top of the page, below the title. The bars are all orange and are set against a white background with a thin grid.

**Appendix D: Department of Community Health, State of Georgia
HEDIS Interactive Data Submission System Data for Amerigroup Georgia Families**



The image shows a table with a large orange redaction block covering the majority of its content. Only the top header row and a few rows of data are visible. The table appears to have many columns, likely representing different data points or categories. The redaction is a solid orange color, obscuring all text and data within its boundaries.

**Appendix D: Department of Community Health, State of Georgia
HEDIS Interactive Data Submission System Data for Amerigroup Georgia Families**



Appendix D: Department of Community Health, State of Georgia
HEDIS Interactive Data Submission System Data for Amerigroup Georgia Families

The image shows a very narrow, horizontally-oriented bar chart or data visualization. It consists of a long row of small, orange-colored bars. The bars are arranged in a regular, repeating pattern across the width of the page. The height of the bars is relatively uniform, with only minor variations. The chart is positioned at the top of the page, below the title. The background of the chart area is white, and the bars are set against a thin grid of lines.

**Appendix D: Department of Community Health, State of Georgia
HEDIS Interactive Data Submission System Data for Amerigroup Georgia Families**

The image shows a table with a large orange redaction block covering the majority of its content. Only the top few rows and the first few columns are visible, showing a grid of data points.

**Appendix D: Department of Community Health, State of Georgia
HEDIS Interactive Data Submission System Data for Amerigroup Georgia Families**

The image shows a table with a large orange redaction block covering the majority of its content. Only the top few rows and the first few columns are visible, showing a grid of data points. The table appears to be a wide data set with many columns and a few rows of data.

**Appendix D: Department of Community Health, State of Georgia
HEDIS Interactive Data Submission System Data for Amerigroup Georgia Families**



Category	Value
1	0.05
2	0.05
3	0.05
4	0.05
5	0.05
6	0.05
7	0.05
8	0.05
9	0.05
10	0.05
11	0.05
12	0.05
13	0.05
14	0.05
15	0.05
16	0.05
17	0.05
18	0.05
19	0.05
20	0.05
21	0.05
22	0.05
23	0.05
24	0.05
25	0.05
26	0.05
27	0.05
28	0.05
29	0.05
30	0.05
31	0.05
32	0.05
33	0.05
34	0.05
35	0.05
36	0.05
37	0.05
38	0.05
39	0.05
40	0.05
41	0.05
42	0.05
43	0.05
44	0.05
45	0.05
46	0.05
47	0.05
48	0.05
49	0.05
50	0.05
51	0.05
52	0.05
53	0.05
54	0.05
55	0.05
56	0.05
57	0.05
58	0.05
59	0.05
60	0.05
61	0.05
62	0.05
63	0.05
64	0.05
65	0.05
66	0.05
67	0.05
68	0.05
69	0.05
70	0.05
71	0.05
72	0.05
73	0.05
74	0.05
75	0.05
76	0.05
77	0.05
78	0.05
79	0.05
80	0.05
81	0.05
82	0.05
83	0.05
84	0.05
85	0.05
86	0.05
87	0.05
88	0.05
89	0.05
90	0.05
91	0.05
92	0.05
93	0.05
94	0.05
95	0.05
96	0.05
97	0.05
98	0.05
99	0.05
100	0.05

**Appendix D: Department of Community Health, State of Georgia
HEDIS Interactive Data Submission System Data for Amerigroup Georgia Families**

The image shows a large table with a grid of orange cells, representing data from the HEDIS Interactive Data Submission System. The table is very wide and contains many columns and rows of data, though the individual values are not legible due to the small size of the cells.

Appendix D: Department of Community Health, State of Georgia
HEDIS Interactive Data Submission System Data for Amerigroup Georgia Families

The image shows a very narrow and small table with many columns and rows. The table is mostly obscured by a yellow bar that runs horizontally across the top of the page. The visible text in the table is extremely small and difficult to read, but it appears to be a data table with multiple columns and rows. The yellow bar is a solid, bright yellow color and covers the majority of the table's content.

**Appendix D: Department of Community Health, State of Georgia
HEDIS Interactive Data Submission System Data for Amerigroup Georgia Families**



The image shows a table with a grid of cells. The top portion of the table is visible, showing several columns with headers and data. The rest of the table is covered by a large, solid orange rectangular redaction box.

**Appendix D: Department of Community Health, State of Georgia
HEDIS Interactive Data Submission System Data for Amerigroup Georgia Families**



The image shows a very long and narrow table, likely representing a large dataset. The table has many columns and a few rows of data. A prominent yellow bar covers the bottom portion of the table, obscuring the data in those rows. The visible data points are sparse and appear to be numerical values.

**Appendix D: Department of Community Health, State of Georgia
HEDIS Interactive Data Submission System Data for Amerigroup Georgia Families**

The image shows a table with a large orange redaction block covering the majority of its content. Only the top few rows and the first few columns are visible, showing a grid of data points.

**Appendix D: Department of Community Health, State of Georgia
HEDIS Interactive Data Submission System Data for Amerigroup Georgia Families**

The image shows a table with a yellow header row and numerous data rows. The table is mostly obscured by a large white redaction box that covers the majority of the page content below the header. Only the top portion of the table is visible, showing a grid of cells with some text and numbers.

**Appendix D: Department of Community Health, State of Georgia
HEDIS Interactive Data Submission System Data for Amerigroup Georgia Families**

The image shows a very long, narrow table with many columns and rows. The table is mostly filled with yellow cells, indicating that the data is either missing or has been redacted. The table is positioned at the top of the page and spans most of its width. The text is too small to read, but it appears to be a standard data table with headers and multiple rows of data.

**Appendix D: Department of Community Health, State of Georgia
HEDIS Interactive Data Submission System Data for Amerigroup Georgia Families**

The image shows a very long and narrow table, likely a data submission system output. The table has many columns, with the first few containing headers such as 'ID', 'Name', 'Type', 'Status', 'Created Date', 'Last Modified Date', 'Version', 'Parent ID', 'Child ID', 'Path', 'Parent Name', 'Child Name', 'Parent Type', 'Child Type', 'Parent Status', 'Child Status', 'Parent Created Date', 'Child Created Date', 'Parent Last Modified Date', 'Child Last Modified Date', 'Parent Version', 'Child Version', 'Parent Path', 'Child Path', 'Parent Parent ID', 'Child Parent ID', 'Parent Parent Name', 'Child Parent Name', 'Parent Parent Type', 'Child Parent Type', 'Parent Parent Status', 'Child Parent Status', 'Parent Parent Created Date', 'Child Parent Created Date', 'Parent Parent Last Modified Date', 'Child Parent Last Modified Date', 'Parent Parent Version', 'Child Parent Version', 'Parent Parent Path', 'Child Parent Path', 'Parent Parent Parent ID', 'Child Parent Parent ID', 'Parent Parent Parent Name', 'Child Parent Parent Name', 'Parent Parent Parent Type', 'Child Parent Parent Type', 'Parent Parent Parent Status', 'Child Parent Parent Status', 'Parent Parent Parent Created Date', 'Child Parent Parent Created Date', 'Parent Parent Parent Last Modified Date', 'Child Parent Parent Last Modified Date', 'Parent Parent Parent Version', 'Child Parent Parent Version', 'Parent Parent Parent Path', 'Child Parent Parent Path'. The data rows are mostly obscured by a yellow highlight, but some values are visible in the first few columns.

**Appendix D: Department of Community Health, State of Georgia
HEDIS Interactive Data Submission System Data for Amerigroup Georgia Families**

The image shows a very small, wide table with many columns and a few rows. The table is mostly filled with orange cells, suggesting a large amount of data that is not legible due to the small size. The table appears to be a data submission system output, likely containing performance metrics for Amerigroup Georgia Families.


Appendix D: Department of Community Health, State of Georgia
HEDIS Interactive Data Submission System Data for Amerigroup Georgia Families

The image shows a very long and narrow table, likely a data export from a HEDIS system. The table has many columns and rows. The top row contains headers, and the subsequent rows contain data points. Most of the data cells are highlighted in yellow, suggesting a specific status or value. The table is too narrow to read the individual data points, but it represents a large volume of performance measure data.

Appendix D: Department of Community Health, State of Georgia
HEDIS Interactive Data Submission System Data for Amerigroup Georgia Families


The image shows a large data table with multiple columns and rows. The table is mostly filled with yellow cells, indicating data points. The columns represent various HEDIS measures and metrics, and the rows represent individual data entries. The table is too small to read the specific values, but it appears to be a comprehensive dataset for the specified group.

**Appendix D: Department of Community Health, State of Georgia
HEDIS Interactive Data Submission System Data for Amerigroup Georgia Families**



The image shows a wide, thin table with many columns and a few rows. The table is mostly empty, with most cells containing a yellow background. There are some faint, illegible text elements in the top row, which likely represent column headers for the data submission system. The table spans the width of the page near the top.

**Appendix D: Department of Community Health, State of Georgia
HEDIS Interactive Data Submission System Data for Amerigroup Georgia Families**



The image shows a horizontal bar chart or data visualization. It consists of a grid with approximately 20 columns and 10 rows. Each cell in the grid contains a small yellow bar. The bars vary in length, with some being significantly longer than others, indicating different data values for each category. The bars are arranged in a regular pattern across the grid.

**Appendix D: Department of Community Health, State of Georgia
HEDIS Interactive Data Submission System Data for Amerigroup Georgia Families**



The image shows a very long and thin table with approximately 100 columns and 3 rows of data. The table is mostly composed of yellow cells, with some white cells interspersed. The text within the table is too small to be legible.


**Appendix D: Department of Community Health, State of Georgia
HEDIS Interactive Data Submission System Data for Amerigroup Georgia Families**

The image shows a large table with a yellow header row and a white footer row. The table contains a large number of columns and rows, but the data is mostly blank, indicating that the content has been redacted or is otherwise obscured. The table is positioned at the top of the page, below the section header.

Appendix D: Department of Community Health, State of Georgia
HEDIS Interactive Data Submission System Data for Amerigroup Georgia Families

The table is extremely long and narrow, spanning the width of the page. It appears to be a data submission system output. The top row contains a header with many columns. Below the header, there are several rows of data. The bottom row is a solid orange bar, while the rows above it have small orange bars in some cells, indicating data presence or specific values. The text in the table is too small to read.

**Appendix D: Department of Community Health, State of Georgia
HEDIS Interactive Data Submission System Data for Amerigroup Georgia Families**



The image shows a very long and thin table, likely representing a large dataset. The table has many columns and a few rows. Most of the cells in the table are highlighted in yellow, suggesting that the data values are zero or missing. The table is positioned at the top of the page and spans most of its width.

**Appendix D: Department of Community Health, State of Georgia
HEDIS Interactive Data Submission System Data for Amerigroup Georgia Families**

Category	Value
1	0.00
2	0.00
3	0.00
4	0.00
5	0.00
6	0.00
7	0.00
8	0.00
9	0.00
10	0.00
11	0.00
12	0.00
13	0.00
14	0.00
15	0.00
16	0.00
17	0.00
18	0.00
19	0.00
20	0.00
21	0.00
22	0.00
23	0.00
24	0.00
25	0.00
26	0.00
27	0.00
28	0.00
29	0.00
30	0.00
31	0.00
32	0.00
33	0.00
34	0.00
35	0.00
36	0.00
37	0.00
38	0.00
39	0.00
40	0.00
41	0.00
42	0.00
43	0.00
44	0.00
45	0.00
46	0.00
47	0.00
48	0.00
49	0.00
50	0.00
51	0.00
52	0.00
53	0.00
54	0.00
55	0.00
56	0.00
57	0.00
58	0.00
59	0.00
60	0.00
61	0.00
62	0.00
63	0.00
64	0.00
65	0.00
66	0.00
67	0.00
68	0.00
69	0.00
70	0.00
71	0.00
72	0.00
73	0.00
74	0.00
75	0.00
76	0.00
77	0.00
78	0.00
79	0.00
80	0.00
81	0.00
82	0.00
83	0.00
84	0.00
85	0.00
86	0.00
87	0.00
88	0.00
89	0.00
90	0.00
91	0.00
92	0.00
93	0.00
94	0.00
95	0.00
96	0.00
97	0.00
98	0.00
99	0.00
100	0.00

**Appendix D: Department of Community Health, State of Georgia
HEDIS Interactive Data Submission System Data for Amerigroup Georgia Families**



The image shows a long, thin table with many columns and a few rows of data. The table is mostly yellow, indicating that most of the data points are missing or not applicable. The columns are very narrow, and the rows are also thin, making the data difficult to read. The table appears to be a continuation of data from a previous page, as it starts with a header row that is partially cut off.


**Appendix D: Department of Community Health, State of Georgia
HEDIS Interactive Data Submission System Data for Amerigroup Georgia Families**

The image shows a horizontal bar chart with a grid of colored bars. The bars are primarily yellow and orange, with some white bars interspersed. The chart is positioned at the top of the page and spans most of its width. The data represented is not legible due to the small size and low resolution of the image.

Appendix D: Department of Community Health, State of Georgia
HEDIS Interactive Data Submission System Data for Amerigroup Georgia Families

The image shows a large data table with a grid structure. The top row contains column headers, which are mostly illegible but appear to include identifiers like 'ID', 'Name', and 'Value'. The table contains numerous rows of data. A significant portion of the cells in the table are filled with a solid orange color, indicating a specific data value or status. The table is oriented horizontally and spans most of the width of the page.

**Appendix D: Department of Community Health, State of Georgia
HEDIS Interactive Data Submission System Data for Amerigroup Georgia Families**



The image shows a very long and thin table, likely representing a large dataset. The table has many columns and a few rows. Most of the cells in the table are yellow, indicating that the data is either missing or has been redacted. The table is positioned at the top of the page and spans most of its width.

**Appendix D: Department of Community Health, State of Georgia
HEDIS Interactive Data Submission System Data for Amerigroup Georgia Families**

Category	Value
1	0
2	0
3	0
4	0
5	0
6	0
7	0
8	0
9	0
10	0
11	0
12	0
13	0
14	0
15	0
16	0
17	0
18	0
19	0
20	0
21	0
22	0
23	0
24	0
25	0
26	0
27	0
28	0
29	0
30	0
31	0
32	0
33	0
34	0
35	0
36	0
37	0
38	0
39	0
40	0
41	0
42	0
43	0
44	0
45	0
46	0
47	0
48	0
49	0
50	0
51	0
52	0
53	0
54	0
55	0
56	0
57	0
58	0
59	0
60	0
61	0
62	0
63	0
64	0
65	0
66	0
67	0
68	0
69	0
70	0
71	0
72	0
73	0
74	0
75	0
76	0
77	0
78	0
79	0
80	0
81	0
82	0
83	0
84	0
85	0
86	0
87	0
88	0
89	0
90	0
91	0
92	0
93	0
94	0
95	0
96	0
97	0
98	0
99	0
100	0

**Appendix D: Department of Community Health, State of Georgia
HEDIS Interactive Data Submission System Data for Amerigroup Georgia Families**



The image shows a long, narrow table with many columns and a few rows of data. The table is mostly obscured by a yellow highlight, which covers the majority of the data cells. Only the top row and the first few columns are visible, showing some text and numbers. The table appears to be a continuation of data from a previous page.


**Appendix D: Department of Community Health, State of Georgia
HEDIS Interactive Data Submission System Data for Amerigroup Georgia Families**

Category	Value
1	0
2	0
3	0
4	0
5	0
6	0
7	0
8	0
9	0
10	0
11	0
12	0
13	0
14	0
15	0
16	0
17	0
18	0
19	0
20	0
21	0
22	0
23	0
24	0
25	0
26	0
27	0
28	0
29	0
30	0
31	0
32	0
33	0
34	0
35	0
36	0
37	0
38	0
39	0
40	0
41	0
42	0
43	0
44	0
45	0
46	0
47	0
48	0
49	0
50	0
51	0
52	0
53	0
54	0
55	0
56	0
57	0
58	0
59	0
60	0
61	0
62	0
63	0
64	0
65	0
66	0
67	0
68	0
69	0
70	0
71	0
72	0
73	0
74	0
75	0
76	0
77	0
78	0
79	0
80	0
81	0
82	0
83	0
84	0
85	0
86	0
87	0
88	0
89	0
90	0
91	0
92	0
93	0
94	0
95	0
96	0
97	0
98	0
99	0
100	0

**Appendix D: Department of Community Health, State of Georgia
HEDIS Interactive Data Submission System Data for Amerigroup Georgia Families**

The table is extremely long and narrow, spanning the width of the page. It contains several rows of data. The bottom row is a solid orange bar. The other rows contain sparse data points, likely representing performance metrics or submission status for different categories. The text in the table is too small to be legible.

**Appendix D: Department of Community Health, State of Georgia
HEDIS Interactive Data Submission System Data for Amerigroup Georgia Families**



The image shows a very long and thin table, likely representing a large dataset. The table has many columns and a few rows. The cells are mostly yellow, indicating that the data is either missing or has been redacted. The table is positioned at the top of the page, below the title.

**Appendix D: Department of Community Health, State of Georgia
HEDIS Interactive Data Submission System Data for Amerigroup Georgia Families**

Category	Value
1	0.0
2	0.0
3	0.0
4	0.0
5	0.0
6	0.0
7	0.0
8	0.0
9	0.0
10	0.0
11	0.0
12	0.0
13	0.0
14	0.0
15	0.0
16	0.0
17	0.0
18	0.0
19	0.0
20	0.0
21	0.0
22	0.0
23	0.0
24	0.0
25	0.0
26	0.0
27	0.0
28	0.0
29	0.0
30	0.0
31	0.0
32	0.0
33	0.0
34	0.0
35	0.0
36	0.0
37	0.0
38	0.0
39	0.0
40	0.0
41	0.0
42	0.0
43	0.0
44	0.0
45	0.0
46	0.0
47	0.0
48	0.0
49	0.0
50	0.0
51	0.0
52	0.0
53	0.0
54	0.0
55	0.0
56	0.0
57	0.0
58	0.0
59	0.0
60	0.0
61	0.0
62	0.0
63	0.0
64	0.0
65	0.0
66	0.0
67	0.0
68	0.0
69	0.0
70	0.0
71	0.0
72	0.0
73	0.0
74	0.0
75	0.0
76	0.0
77	0.0
78	0.0
79	0.0
80	0.0
81	0.0
82	0.0
83	0.0
84	0.0
85	0.0
86	0.0
87	0.0
88	0.0
89	0.0
90	0.0
91	0.0
92	0.0
93	0.0
94	0.0
95	0.0
96	0.0
97	0.0
98	0.0
99	0.0
100	0.0

**Appendix D: Department of Community Health, State of Georgia
HEDIS Interactive Data Submission System Data for Amerigroup Georgia Families**



The image shows a very long and thin table with approximately 100 columns and 3 rows. The majority of the cells in the table are highlighted in yellow, indicating that the data for those cells is either missing or has been redacted. The table is positioned at the top of the page, below the title.

**Appendix D: Department of Community Health, State of Georgia
HEDIS Interactive Data Submission System Data for Amerigroup Georgia Families**

The image shows a horizontal bar chart with a grid of colored bars. The bars are primarily yellow and orange, with some white bars interspersed. The chart is positioned at the top of the page and spans most of its width. The data is organized into several groups, with each group containing multiple bars of varying lengths and colors. The overall appearance is that of a data visualization from a software application, possibly representing performance metrics or submission status for different categories.

**Appendix D: Department of Community Health, State of Georgia
HEDIS Interactive Data Submission System Data for Amerigroup Georgia Families**

**AMGP Georgia Managed Care Company, Inc. d/b/a Amerigroup Community Care
(Org ID: 7359, Sub ID: 10188, Medicaid, Special Area: None, Special Project: None,
Contract Number:)**

MeasurementYear: 2021

Plan All-Cause Readmissions (PCR)

Category	PlanAllCauseReadmissions			
Age	18-44	45-54	55-64	18-64
IndicatorKey	202014_20	202015_20	202016_20	202025_20
MemberCount	2421	396	90	2907
OutlierMemberCount	65	13	2	80
OutlierRate	26.85	32.83	22.22	27.52
Denominator	2844	463	114	3421
ObservedCount	221	40	13	274
ObservedRate	7.77	8.64	11.40	8.01
ExpectedCount	215.6193	42.4293	12.2253	270.2739
ExpectedRate	7.58	9.16	10.72	7.90
CountVariance	197.8542	38.0031	10.7471	246.6044
OE	1.0250	0.9427	1.0634	1.0138
AuditDesignation	R	R	R	R
Status	R	R	NA	R

Appendix D: Department of Community Health, State of Georgia HEDIS Interactive Data Submission System Data for Amerigroup Georgia Families

AMGP Georgia Managed Care Company, Inc. d/b/a Amerigroup Community Care (Org ID: 7359, Sub ID: 10188, Medicaid, Special Area: None, Special Project: None, Contract Number:)

MeasurementYear: 2021

Enrollment by Product Line (ENPa)

Category	Enrollment																				Total		
Age	LessThan1	1-4	5-9	10-14	15-17	18-19	20-24	25-29	30-34	35-39	40-44	45-49	50-54	55-59	60-64	65-69	70-74	75-79	80-84	85-89	90+	Unknown	Total
IndicatorKey	201007_20	200929_20	200971_20	200932_20	200935_20	200938_20	200941_20	200950_20	200953_20	200956_20	200959_20	200962_20	200974_20	200977_20	200980_20	200989_20	200992_20	200995_20	200998_20	201001_20	201004_20	201013_20	201010_20
MemberMonths	262721	1017159	1207846	1167290	614776	311672	200714	241095	226634	168197	109942	57595	29025	12547	4824	169	0	1	0	0	0	0	5632207
Rate	21893	84763	100654	97274	51231	25973	16726	20091	18886	14016	9162	4800	2419	1046	402	14	0	0	0	0	0	0	469351
AuditDesignation	R	R	R	R	R	R	R	R	R	R	R	R	R	R	R	R	R	R	R	R	R	R	R
Status	R	R	R	R	R	R	R	R	R	R	R	R	R	R	R	R	R	R	R	R	R	R	R

Appendix D: Department of Community Health, State of Georgia HEDIS Interactive Data Submission System Data for Amerigroup Georgia Families

AMGP Georgia Managed Care Company, Inc. d/b/a Amerigroup Community Care (Org ID: 7359, Sub ID: 10188, Medicaid, Special Area: None, Special Project: None, Contract Number:)

MeasurementYear: 2021

Enrollment by Product Line (Dual) (ENPb)

Category	Enrollment																						
Age	lessThan1	1-4	5-9	10-14	15-17	18-19	20-24	25-29	30-34	35-39	40-44	45-49	50-54	55-59	60-64	65-69	70-74	75-79	80-84	85-89	90+	Unknown	Total
IndicatorKey	201007_21	200929_21	200971_21	200932_21	200935_21	200938_21	200941_21	200950_21	200953_21	200956_21	200959_21	200962_21	200974_21	200977_21	200980_21	200989_21	200992_21	200995_21	200998_21	201001_21	201004_21	201013_21	201010_21
MemberMonths																							
Rate																							
AuditDesignation	NR	NR	NR	NR	NR	NR	NR	NR	NR	NR	NR	NR	NR	NR	NR	NR	NR	NR	NR	NR	NR	NR	NR
Status	NR	NR	NR	NR	NR	NR	NR	NR	NR	NR	NR	NR	NR	NR	NR	NR	NR	NR	NR	NR	NR	NR	NR

Appendix D: Department of Community Health, State of Georgia HEDIS Interactive Data Submission System Data for Amerigroup Georgia Families

AMGP Georgia Managed Care Company, Inc. d/b/a Amerigroup Community Care (Org ID: 7359, Sub ID: 10188, Medicaid, Special Area: None, Special Project: None, Contract Number:)

MeasurementYear: 2021

Enrollment by Product Line (Disabled) (ENPc)

Category	Enrollment																						
Age	lessThan1	1-4	5-9	10-14	15-17	18-19	20-24	25-29	30-34	35-39	40-44	45-49	50-54	55-59	60-64	65-69	70-74	75-79	80-84	85-89	90+	Unknown	Total
IndicatorKey	201007_22	200929_22	200971_22	200932_22	200935_22	200938_22	200941_22	200950_22	200953_22	200956_22	200959_22	200962_22	200974_22	200977_22	200980_22	200989_22	200992_22	200995_22	200998_22	201001_22	201004_22	201013_22	201010_22
MemberMonths																							
Rate																							
AuditDesignation	NR	NR	NR	NR	NR	NR	NR	NR	NR	NR	NR	NR	NR	NR	NR	NR	NR	NR	NR	NR	NR	NR	NR
Status	NR	NR	NR	NR	NR	NR	NR	NR	NR	NR	NR	NR	NR	NR	NR	NR	NR	NR	NR	NR	NR	NR	NR

Appendix D: Department of Community Health, State of Georgia HEDIS Interactive Data Submission System Data for Amerigroup Georgia Families

AMGP Georgia Managed Care Company, Inc. d/b/a Amerigroup Community Care (Org ID: 7359, Sub ID: 10188, Medicaid, Special Area: None, Special Project: None, Contract Number:)

MeasurementYear: 2021

Enrollment by Product Line (Low Income) (ENPd)

Category	Enrollment																						
Age	lessThan1	1-4	5-9	10-14	15-17	18-19	20-24	25-29	30-34	35-39	40-44	45-49	50-54	55-59	60-64	65-69	70-74	75-79	80-84	85-89	90+	Unknown	Total
IndicatorKey	201007_23	200929_23	200971_23	200932_23	200935_23	200938_23	200941_23	200950_23	200953_23	200956_23	200959_23	200962_23	200974_23	200977_23	200980_23	200989_23	200992_23	200995_23	200998_23	201001_23	201004_23	201013_23	201010_23
MemberMonths																							
Rate																							
AuditDesignation	NR	NR	NR	NR	NR	NR	NR	NR	NR	NR	NR	NR	NR	NR	NR	NR	NR	NR	NR	NR	NR	NR	NR
Status	NR	NR	NR	NR	NR	NR	NR	NR	NR	NR	NR	NR	NR	NR	NR	NR	NR	NR	NR	NR	NR	NR	NR

Appendix D: Department of Community Health, State of Georgia HEDIS Interactive Data Submission System Data for Amerigroup Georgia Families

AMGP Georgia Managed Care Company, Inc. d/b/a Amerigroup Community Care (Org ID: 7359, Sub ID: 10188, Medicaid, Special Area: None, Special Project: None, Contract Number:)

MeasurementYear: 2021

Language Diversity of Membership (LDM)

Category	SpokenSource			WrittenSource			OtherSource			SpokenPreferred				WrittenPreferred				OtherPreferred				
	HealthPlanDirect	CmsStateDatabases	Other3rdParty	HealthPlanDirect	CmsStateDatabases	Other3rdParty	HealthPlanDirect	CmsStateDatabases	Other3rdParty	English	NonEnglish	Declined	Unknown	English	NonEnglish	Declined	Unknown	English	NonEnglish	Declined	Unknown	
Source	HealthPlanDirect	CmsStateDatabases	Other3rdParty	HealthPlanDirect	CmsStateDatabases	Other3rdParty	HealthPlanDirect	CmsStateDatabases	Other3rdParty													
IndicatorKey	201850_20	201845_20	201853_20	201843_20	201842_20	201844_20	201830_20	201829_20	201831_20	201849_20	201852_20	201847_20	201857_20	201822_20	201824_20	201820_20	201828_20	201835_20	201837_20	201833_20	201841_20	
MemberCount	293	538827	0	295	538825	0	0	0	539120	485711	50766	0	2643	485668	50767	0	2685	0	0	0	539120	
Denominator	539120	539120	539120	539120	539120	539120	539120	539120	539120	539120	539120	539120	539120	539120	539120	539120	539120	539120	539120	539120	539120	
Rate	0.05	99.95	0.00	0.05	99.95	0.00	0.00	0.00	100.00	90.09	9.42	0.00	0.49	90.09	9.42	0.00	0.50	0.00	0.00	0.00	100.00	
AuditDesignation	R	R	R	R	R	R	R	R	R	R	R	R	R	R	R	R	R	R	R	R	R	
Status	R	R	R	R	R	R	R	R	R	R	R	R	R	R	R	R	R	R	R	R	R	

Appendix D: Department of Community Health, State of Georgia
HEDIS Interactive Data Submission System Data for Amerigroup Georgia Families

The image shows a very long and narrow table, likely a data export from a system. The table has a header row and several data rows. The data rows are highlighted in yellow. The columns are too small to read, but they appear to contain numerical and categorical data. The table is positioned at the top of the page and spans most of its width.

**Appendix D: Department of Community Health, State of Georgia
HEDIS Interactive Data Submission System Data for Amerigroup Georgia Families**

**AMGP Georgia Managed Care Company, Inc. d/b/a Amerigroup
Community Care (Org ID: 7359, Sub ID: 10188, Medicaid, Special Area:
None, Special Project: None, Contract Number:)**

MeasurementYear: 2021

Breast Cancer Screening (BCS-E)

IndicatorMetric	BreastCancerScreening
IndicatorKey	203602_10
InitialPopulation	
ExclusionsByEHR	
ExclusionsByCaseManagement	
ExclusionsByHIERegistry	
ExclusionsByAdmin	
Exclusions	
Denominator	
NumeratorByEHR	
NumeratorByCaseManagement	
NumeratorByHIERegistry	
NumeratorByAdmin	
Numerator	
Rate	
AuditDesignation	NR
Status	NR

Appendix D: Department of Community Health, State of Georgia
 HEDIS Interactive Data Submission System Data for Amerigroup Georgia Families

AMGP Georgia Managed Care Company, Inc. d/b/a Amerigroup Community Care
 (Org ID: 7359, Sub ID: 10188, Medicaid, Special Area: None, Special Project: None,
 Contract Number:)

MeasurementYear: 2021

Follow-Up Care for Children Prescribed ADHD Medication (ADD-E)

IndicatorMetric	Initiation	Continuation
IndicatorKey	203601_10	203600_10
InitialPopulationByEHR		
InitialPopulationByCaseManagement		
InitialPopulationByHIERegistry		
InitialPopulationByAdmin		
InitialPopulation		
ExclusionsByEHR		
ExclusionsByCaseManagement		
ExclusionsByHIERegistry		
ExclusionsByAdmin		
Exclusions		
Denominator		
NumeratorByEHR		
NumeratorByCaseManagement		
NumeratorByHIERegistry		
NumeratorByAdmin		
Numerator		
Rate		
AuditDesignation	NR	NR
Status	NR	NR

**Appendix D: Department of Community Health, State of Georgia
HEDIS Interactive Data Submission System Data for Amerigroup Georgia Families**

AMGP Georgia Managed Care Company, Inc. d/b/a Amerigroup Community Care (Org ID: 7359, Sub ID: 10188, Medicaid, Special Area: None, Special Project: None, Contract Number:)

MeasurementYear: 2021

Depression Screening and Follow-Up for Adolescents and Adults (DSF-E)

IndicatorMetric	Screening				FollowUp			
	12-17	18-64	65+	Total	12-17	18-64	65+	Total
IndicatorKey	202539_10	202540_10	202542_10	202543_10	202544_10	202545_10	202547_10	202548_10
InitialPopulation								
ExclusionsByEHR								
ExclusionsByCaseManagement								
ExclusionsByHIERegistry								
ExclusionsByAdmin								
Exclusions								
Denominator								
NumeratorByEHR								
NumeratorByCaseManagement								
NumeratorByHIERegistry								
NumeratorByAdmin								
Numerator								
Rate								
AuditDesignation	NR	NR	NR	NR	NR	NR	NR	NR
Status	NR	NR	NR	NR	NR	NR	NR	NR

Appendix D: Department of Community Health, State of Georgia HEDIS Interactive Data Submission System Data for Amerigroup Georgia Families

AMGP Georgia Managed Care Company, Inc. d/b/a Amerigroup Community Care (Org ID: 7359, Sub ID: 10188, Medicaid, Special Area: None, Special Project: None, Contract Number:)

MeasurementYear: 2021

Utilization of the PHQ-9 to Monitor Depression Symptoms for Adolescents and Adults (DMS-E)

Indicator/Metric	PHQ9Utilization																			
	1					2					3					Total				
TimePeriod	12-17	18-44	45-64	65+	Total	12-17	18-44	45-64	65+	Total	12-17	18-44	45-64	65+	Total	12-17	18-44	45-64	65+	Total
IndicatorKey	203440_10	203443_10	203446_10	203449_10	203452_10	203442_10	203445_10	203448_10	203451_10	203454_10	203441_10	203444_10	203447_10	203450_10	203453_10	200753_20	200754_20	200755_20	200756_20	200757_20
InitialPopulationByEHR																				
InitialPopulationByCaseManagement																				
InitialPopulationByHIERegistry																				
InitialPopulationByAdmin																				
InitialPopulation																				
ExclusionsByEHR																				
ExclusionsByCaseManagement																				
ExclusionsByHIERegistry																				
ExclusionsByAdmin																				
Exclusions																				
Denominator																				
NumeratorByEHR																				
NumeratorByCaseManagement																				
NumeratorByHIERegistry																				
NumeratorByAdmin																				
Numerator																				
Rate																				
AuditDesignation	NR	NR	NR	NR	NR	NR	NR	NR	NR	NR	NR	NR	NR	NR	NR	NR	NR	NR	NR	NR
Status	NR	NR	NR	NR	NR	NR	NR	NR	NR	NR	NR	NR	NR	NR	NR	NR	NR	NR	NR	NR

**Appendix D: Department of Community Health, State of Georgia
HEDIS Interactive Data Submission System Data for Amerigroup Georgia Families**

AMGP Georgia Managed Care Company, Inc. d/b/a Amerigroup Community Care (Org ID: 7359, Sub ID: 10188, Medicaid, Special Area: None, Special Project: None, Contract Number:)

MeasurementYear: 2021

Depression Remission or Response for Adolescents and Adults (DRR-E)

IndicatorMetric	FollowUp					Remission					Response				
	12-17	18-44	45-64	65+	Total	12-17	18-44	45-64	65+	Total	12-17	18-44	45-64	65+	Total
Age															
IndicatorKey	200773_20	200774_20	200775_20	200776_20	200777_20	200758_20	200759_20	200760_20	200761_20	200762_20	200763_20	200764_20	200765_20	200766_20	200767_20
InitialPopulationByEHR															
InitialPopulationByCaseManagement															
InitialPopulationByHIERegistry															
InitialPopulationByAdmin															
InitialPopulation															
ExclusionsByEHR															
ExclusionsByCaseManagement															
ExclusionsByHIERegistry															
ExclusionsByAdmin															
Exclusions															
Denominator															
NumeratorByEHR															
NumeratorByCaseManagement															
NumeratorByHIERegistry															
NumeratorByAdmin															
Numerator															
Rate															
AuditDesignation	NR	NR	NR	NR	NR	NR	NR	NR	NR	NR	NR	NR	NR	NR	NR
Status	NR	NR	NR	NR	NR	NR	NR	NR	NR	NR	NR	NR	NR	NR	NR

**Appendix D: Department of Community Health, State of Georgia
HEDIS Interactive Data Submission System Data for Amerigroup Georgia Families**

AMGP Georgia Managed Care Company, Inc. d/b/a Amerigroup Community Care (Org ID: 7359, Sub ID: 10188, Medicaid, Special Area: None, Special Project: None, Contract Number:)

MeasurementYear: 2021

Unhealthy Alcohol Use Screening and Follow-Up (ASF-E)

IndicatorMetric	Screening				FollowUp			
	18-44	45-64	65+	Total	18-44	45-64	65+	Total
Age	18-44	45-64	65+	Total	18-44	45-64	65+	Total
IndicatorKey	202531_10	202532_10	202533_10	202534_10	202535_10	202536_10	202537_10	202538_10
InitialPopulation								
ExclusionsByEHR								
ExclusionsByCaseManagement								
ExclusionsByHIERegistry								
ExclusionsByAdmin								
Exclusions								
Denominator								
NumeratorByEHR								
NumeratorByCaseManagement								
NumeratorByHIERegistry								
NumeratorByAdmin								
Numerator								
Rate								
AuditDesignation	NR	NR	NR	NR	NR	NR	NR	NR
Status	NR	NR	NR	NR	NR	NR	NR	NR

**Appendix D: Department of Community Health, State of Georgia
HEDIS Interactive Data Submission System Data for Amerigroup Georgia Families**

AMGP Georgia Managed Care Company, Inc. d/b/a Amerigroup Community Care (Org ID: 7359, Sub ID: 10188, Medicaid, Special Area: None, Special Project: None, Contract Number:)

MeasurementYear: 2021

Adult Immunization Status (AIS-E)

IndicatorMetric	Influenza	TdTdap	Zoster
IndicatorKey	203430_10	203432_10	203433_10
InitialPopulationByEHR			
InitialPopulationByCaseManagement			
InitialPopulationByHIERegistry			
InitialPopulationByAdmin			
InitialPopulation			
ExclusionsByEHR			
ExclusionsByCaseManagement			
ExclusionsByHIERegistry			
ExclusionsByAdmin			
Exclusions			
Denominator			
NumeratorByEHR			
NumeratorByCaseManagement			
NumeratorByHIERegistry			
NumeratorByAdmin			
Numerator			
Rate			
AuditDesignation	NR	NR	NR
Status	NR	NR	NR

**Appendix D: Department of Community Health, State of Georgia
HEDIS Interactive Data Submission System Data for Amerigroup Georgia Families**

**AMGP Georgia Managed Care Company, Inc. d/b/a Amerigroup Community Care (Org ID: 7359,
Sub ID: 10188, Medicaid, Special Area: None, Special Project: None, Contract Number:)**

MeasurementYear: 2021

Prenatal Immunization Status (PRS-E)

IndicatorMetric	Influenza	Tdap	Combination
IndicatorKey	203591_10	203592_10	203590_10
InitialPopulationByEHR	297	297	297
InitialPopulationByCaseManagement	0	0	0
InitialPopulationByHIERegistry	0	0	0
InitialPopulationByAdmin	15637	15637	15637
InitialPopulation	15934	15934	15934
ExclusionsByEHR	115	115	115
ExclusionsByCaseManagement	0	0	0
ExclusionsByHIERegistry	0	0	0
ExclusionsByAdmin	2325	2325	2325
Exclusions	2440	2440	2440
Denominator	13494	13494	13494
NumeratorByEHR	70	191	38
NumeratorByCaseManagement	0	0	0
NumeratorByHIERegistry	35	80	28
NumeratorByAdmin	1147	3630	843
Numerator	1252	3901	909
Rate	9.28	28.91	6.74
AuditDesignation	R	R	R
Status	R	R	R

Appendix D: Department of Community Health, State of Georgia
 HEDIS Interactive Data Submission System Data for Amerigroup Georgia Families
 AMGP Georgia Managed Care Company, Inc. d/b/a Amerigroup Community Care
 (Org ID: 7359, Sub ID: 10188, Medicaid, Special Area: None, Special Project: None,
 Contract Number:)

MeasurementYear: 2021

Prenatal Depression Screening and Follow-Up (PND-E)

IndicatorMetric	Screening	FollowUp
IndicatorKey	203604_10	203605_10
InitialPopulationByEHR		
InitialPopulationByCaseManagement		
InitialPopulationByHIERegistry		
InitialPopulationByAdmin		
InitialPopulation		
ExclusionsByEHR		
ExclusionsByCaseManagement		
ExclusionsByHIERegistry		
ExclusionsByAdmin		
Exclusions		
Denominator		
NumeratorByEHR		
NumeratorByCaseManagement		
NumeratorByHIERegistry		
NumeratorByAdmin		
Numerator		
Rate		
AuditDesignation	NR	NR
Status	NR	NR

Appendix D: Department of Community Health, State of Georgia
 HEDIS Interactive Data Submission System Data for Amerigroup Georgia Families

AMGP Georgia Managed Care Company, Inc. d/b/a Amerigroup Community Care
 (Org ID: 7359, Sub ID: 10188, Medicaid, Special Area: None, Special Project: None,
 Contract Number:)

MeasurementYear: 2021

Postpartum Depression Screening and Follow-Up (PDS-E)

IndicatorMetric	Screening	FollowUp
IndicatorKey	203606_10	203607_10
InitialPopulationByEHR		
InitialPopulationByCaseManagement		
InitialPopulationByHIERegistry		
InitialPopulationByAdmin		
InitialPopulation		
ExclusionsByEHR		
ExclusionsByCaseManagement		
ExclusionsByHIERegistry		
ExclusionsByAdmin		
Exclusions		
Denominator		
NumeratorByEHR		
NumeratorByCaseManagement		
NumeratorByHIERegistry		
NumeratorByAdmin		
Numerator		
Rate		
AuditDesignation	NR	NR
Status	NR	NR

Appendix D: Department of Community Health, State of Georgia
HEDIS Interactive Data Submission System Data for Amerigroup PeachCare for Kids®

Audit Review Table					
AMGP Georgia Managed Care Company, Inc. d/b/a Amerigroup Community Care (Org ID: 7359, Sub ID: 14927, Medicaid, Spec Area: Georgia, Spec Proj: GA PCK, Contract Number: None)					
Measurement Year - 2021; Date & Timestamp - 6/14/2022 10:07:23 AM					
This submission is on the stage: Submission Finalized					
Measure/Data Element	Benefit Offered	Rate	Status	Audit Designation	Comment
Effectiveness of Care					
Weight Assessment and Counseling for Nutrition and Physical Activity for Children/Adolescents (WCC)					
<i>Weight Assessment and Counseling for Nutrition and Physical Activity for Children/Adolescents - BMI percentile (Total)</i>		81.02%	R	R	Reported
<i>Weight Assessment and Counseling for Nutrition and Physical Activity for Children/Adolescents - Counseling for Nutrition (Total)</i>		76.89%	R	R	Reported
<i>Weight Assessment and Counseling for Nutrition and Physical Activity for Children/Adolescents - Counseling for Physical Activity (Total)</i>		76.4%	R	R	Reported
Childhood Immunization Status (CIS)					
<i>Childhood Immunization Status - DTaP</i>		77.62%	R	R	Reported
<i>Childhood Immunization Status - IPV</i>		88.32%	R	R	Reported
<i>Childhood Immunization Status - MMR</i>		87.1%	R	R	Reported
<i>Childhood Immunization Status - HiB</i>		88.81%	R	R	Reported
<i>Childhood Immunization Status - Hepatitis B</i>		87.1%	R	R	Reported
<i>Childhood Immunization Status - VZV</i>		87.1%	R	R	Reported
<i>Childhood Immunization Status - Pneumococcal Conjugate</i>		80.05%	R	R	Reported
<i>Childhood Immunization Status - Hepatitis A</i>		87.59%	R	R	Reported
<i>Childhood Immunization Status - Rotavirus</i>		79.81%	R	R	Reported
<i>Childhood Immunization Status - Influenza</i>		36.01%	R	R	Reported
<i>Childhood Immunization Status - Combo 3</i>		72.99%	R	R	Reported
<i>Childhood Immunization Status - Combo 7</i>		68.13%	R	R	Reported
<i>Childhood Immunization Status - Combo 10</i>		31.63%	R	R	Reported
Immunizations for Adolescents (IMA)					
<i>Immunizations for Adolescents - Meningococcal</i>		90.27%	R	R	Reported
<i>Immunizations for Adolescents - Tdap</i>		89.29%	R	R	Reported
<i>Immunizations for Adolescents - HPV</i>		35.28%	R	R	Reported
<i>Immunizations for Adolescents - Combination 1</i>		88.56%	R	R	Reported
<i>Immunizations for Adolescents - Combination 2</i>		34.31%	R	R	Reported
Lead Screening in Children (LSC)					
<i>Lead Screening in Children</i>		77.13%	R	R	Reported
Breast Cancer Screening (BCS)					
<i>Breast Cancer Screening</i>			NA	R	Reported

**Appendix D: Department of Community Health, State of Georgia
HEDIS Interactive Data Submission System Data for Amerigroup PeachCare for Kids®**

Cervical Cancer Screening (CCS)					
<i>Cervical Cancer Screening</i>			NA	R	Reported
Chlamydia Screening in Women (CHL)					
<i>Chlamydia Screening in Women (Total)</i>		54.95%	R	R	Reported
Appropriate Testing for Pharyngitis (CWP)	Y				
<i>Appropriate Testing for Pharyngitis (Total)</i>		80.41%	R	R	Reported
Use of Spirometry Testing in the Assessment and Diagnosis of COPD (SPR)					
<i>Use of Spirometry Testing in the Assessment and Diagnosis of COPD</i>			NA	R	Reported
Pharmacotherapy Management of COPD Exacerbation (PCE)	Y				
<i>Pharmacotherapy Management of COPD Exacerbation - Systemic Corticosteroid</i>			NA	R	Reported
<i>Pharmacotherapy Management of COPD Exacerbation - Bronchodilator</i>			NA	R	Reported
Asthma Medication Ratio (AMR)	Y				
<i>Asthma Medication Ratio (Total)</i>		84.47%	R	R	Reported
Controlling High Blood Pressure (CBP)					
<i>Controlling High Blood Pressure</i>		14.29%	NA	R	Reported
Persistence of Beta-Blocker Treatment After a Heart Attack (PBH)	Y				
<i>Persistence of Beta-Blocker Treatment After a Heart Attack</i>			NA	R	Reported
Statin Therapy for Patients With Cardiovascular Disease (SPC)	Y				
<i>Statin Therapy for Patients With Cardiovascular Disease - Received Statin Therapy (Total)</i>			NA	R	Reported
<i>Statin Therapy for Patients With Cardiovascular Disease - Statin Adherence 80% (Total)</i>			NA	R	Reported
Cardiac Rehabilitation (CRE)					
<i>Cardiac Rehabilitation - Initiation (Total)</i>			NA	R	Reported
<i>Cardiac Rehabilitation - Engagement1 (Total)</i>			NA	R	Reported
<i>Cardiac Rehabilitation - Engagement2 (Total)</i>			NA	R	Reported
<i>Cardiac Rehabilitation - Achievement (Total)</i>			NA	R	Reported
Comprehensive Diabetes Care (CDC)					
<i>Comprehensive Diabetes Care - HbA1c Testing</i>		91.3%	NA	R	Reported
<i>Comprehensive Diabetes Care - Poor HbA1c Control</i>		95.65%	NA	R	Reported
<i>Comprehensive Diabetes Care - HbA1c Control (<8%)</i>		4.35%	NA	R	Reported
<i>Comprehensive Diabetes Care - Eye Exams</i>		17.39%	NA	R	Reported
<i>Comprehensive Diabetes Care - Blood Pressure Control (<140/90)</i>		4.35%	NA	R	Reported
Kidney Health Evaluation for Patients With Diabetes (KED)					
<i>Kidney Health Evaluation for Patients With Diabetes (Total)</i>		26.09%	NA	R	Reported

**Appendix D: Department of Community Health, State of Georgia
HEDIS Interactive Data Submission System Data for Amerigroup PeachCare for Kids®**

Statin Therapy for Patients With Diabetes (SPD)	Y				
<i>Statin Therapy for Patients With Diabetes - Received Statin Therapy</i>			NA	R	Reported
<i>Statin Therapy for Patients With Diabetes - Statin Adherence 80%</i>			NA	R	Reported
Antidepressant Medication Management (AMM)	Y				
<i>Antidepressant Medication Management - Effective Acute Phase Treatment</i>		47.22%	R	R	Reported
<i>Antidepressant Medication Management - Effective Continuation Phase Treatment</i>		16.67%	R	R	Reported
Follow-Up Care for Children Prescribed ADHD Medication (ADD)	Y				
<i>Follow-Up Care for Children Prescribed ADHD Medication - Initiation Phase</i>		35.8%	R	R	Reported
<i>Follow-Up Care for Children Prescribed ADHD Medication - Continuation and Maintenance Phase</i>		45.24%	R	R	Reported
Follow-up After Hospitalization for Mental Illness (FUH)	Y				
<i>Follow-Up After Hospitalization For Mental Illness - 30 days (Total)</i>		78.24%	R	R	Reported
<i>Follow-Up After Hospitalization For Mental Illness - 7 days (Total)</i>		51.91%	R	R	Reported
Follow-Up After Emergency Department Visit for Mental Illness (FUM)	Y				
<i>Follow-Up After Emergency Department Visit for Mental Illness - 30 days (Total)</i>		51.22%	R	R	Reported
<i>Follow-Up After Emergency Department Visit for Mental Illness - 7 days (Total)</i>		36.59%	R	R	Reported
Follow-Up After High-Intensity Care for Substance Use Disorder (FUI)	Y				
<i>Follow-Up After High-Intensity Care for Substance Use Disorder - 30 days (Total)</i>		0%	NA	R	Reported
<i>Follow-Up After High-Intensity Care for Substance Use Disorder - 7 Days (Total)</i>		0%	NA	R	Reported
Follow-Up After Emergency Department Visit for Alcohol and Other Drug Abuse or Dependence (FUA)	Y				
<i>Follow-Up After Emergency Department Visit for Alcohol and Other Drug Abuse or Dependence - 30 days (Total)</i>		8.33%	NA	R	Reported
<i>Follow-Up After Emergency Department Visit for Alcohol and Other Drug Abuse or Dependence - 7 days (Total)</i>		8.33%	NA	R	Reported
Pharmacotherapy for Opioid Use Disorder (POD)	Y				
<i>Pharmacotherapy for Opioid Use Disorder (Total)</i>			NA	R	Reported
Diabetes Screening for People With Schizophrenia or Bipolar Disorder Who Are Using Antipsychotic Medications (SSD)	Y				
<i>Diabetes Screening for People With Schizophrenia or Bipolar Disorder Who Are Using Antipsychotic Medications</i>		75%	NA	R	Reported
Diabetes Monitoring for People With Diabetes and Schizophrenia (SMD)					

Appendix D: Department of Community Health, State of Georgia
HEDIS Interactive Data Submission System Data for Amerigroup PeachCare for Kids®

<i>Diabetes Monitoring for People With Diabetes and Schizophrenia</i>		100%	NA	R	Reported
Cardiovascular Monitoring for People With Cardiovascular Disease and Schizophrenia (SMC)					
<i>Cardiovascular Monitoring for People With Cardiovascular Disease and Schizophrenia</i>			NA	R	Reported
Adherence to Antipsychotic Medications for Individuals With Schizophrenia (SAA)	Y				
<i>Adherence to Antipsychotic Medications for Individuals With Schizophrenia</i>		0%	NA	R	Reported
Metabolic Monitoring for Children and Adolescents on Antipsychotics (APM)	Y				
<i>Metabolic Monitoring for Children and Adolescents on Antipsychotics - Blood Glucose Testing (Total)</i>		51.7%	R	R	Reported
<i>Metabolic Monitoring for Children and Adolescents on Antipsychotics - Cholesterol Testing (Total)</i>		36.36%	R	R	Reported
<i>Metabolic Monitoring for Children and Adolescents on Antipsychotics - Blood Glucose and Cholesterol Testing (Total)</i>		34.09%	R	R	Reported
Non-Recommended Cervical Cancer Screening in Adolescent Females (NCS)					
<i>Non-Recommended Cervical Cancer Screening in Adolescent Females</i>		0.2%	R	R	Reported
Appropriate Treatment for Upper Respiratory Infection (URI)	Y				
<i>Appropriate Treatment for Upper Respiratory Infection (Total)</i>		89.65%	R	R	Reported
Avoidance of Antibiotic Treatment for Acute Bronchitis/Bronchiolitis (AAB)	Y				
<i>Avoidance of Antibiotic Treatment for Acute Bronchitis/Bronchiolitis (Total)</i>		42.03%	R	R	Reported
Use of Imaging Studies for Low Back Pain (LBP)					
<i>Use of Imaging Studies for Low Back Pain</i>		73.68%	NA	R	Reported
Use of Opioids at High Dosage (HDO)	Y				
<i>Use of Opioids at High Dosage</i>			NA	R	Reported
Use of Opioids From Multiple Providers (UOP)	Y				
<i>Use of Opioids From Multiple Providers - Multiple Prescribers</i>			NA	R	Reported
<i>Use of Opioids From Multiple Providers - Multiple Pharmacies</i>			NA	R	Reported
<i>Use of Opioids From Multiple Providers - Multiple Prescribers and Multiple Pharmacies</i>			NA	R	Reported
Risk of Continued Opioid Use (COU)	Y				
<i>Risk of Continued Opioid Use - >=15 Days (Total)</i>		0%	R	R	Reported
<i>Risk of Continued Opioid Use - >=31 Days (Total)</i>		0%	R	R	Reported
Access/Availability of Care					
Adults' Access to Preventive/Ambulatory Health Services (AAP)					

Appendix D: Department of Community Health, State of Georgia
HEDIS Interactive Data Submission System Data for Amerigroup PeachCare for Kids®

<i>Adults' Access to Preventive/Ambulatory Health Services (Total)</i>			NA	R	Reported
Annual Dental Visit (ADV)	Y				
<i>Annual Dental Visit (Total)</i>		61.31%	R	R	Reported
Initiation and Engagement of Alcohol and Other Drug Abuse or Dependence Treatment (IET)	Y				
<i>Initiation and Engagement of Alcohol and Other Drug Abuse or Dependence Treatment - Initiation of AOD - Alcohol Abuse or Dependence (Total)</i>		26.32%	NA	R	Reported
<i>Initiation and Engagement of Alcohol and Other Drug Abuse or Dependence Treatment - Engagement of AOD - Alcohol Abuse or Dependence (Total)</i>		5.26%	NA	R	Reported
<i>Initiation and Engagement of Alcohol and Other Drug Abuse or Dependence Treatment - Initiation of AOD - Opioid Abuse or Dependence (Total)</i>		40%	NA	R	Reported
<i>Initiation and Engagement of Alcohol and Other Drug Abuse or Dependence Treatment - Engagement of AOD - Opioid Abuse or Dependence (Total)</i>		20%	NA	R	Reported
<i>Initiation and Engagement of Alcohol and Other Drug Abuse or Dependence Treatment - Initiation of AOD - Other Drug Abuse or Dependence (Total)</i>		45.95%	R	R	Reported
<i>Initiation and Engagement of Alcohol and Other Drug Abuse or Dependence Treatment - Engagement of AOD - Other Drug Abuse or Dependence (Total)</i>		16.22%	R	R	Reported
<i>Initiation and Engagement of Alcohol and Other Drug Abuse or Dependence Treatment - Initiation of AOD - Total (Total)</i>		43.68%	R	R	Reported
<i>Initiation and Engagement of Alcohol and Other Drug Abuse or Dependence Treatment - Engagement of AOD - Total (Total)</i>		13.79%	R	R	Reported
Prenatal and Postpartum Care (PPC)					
<i>Prenatal and Postpartum Care - Timeliness of Prenatal Care</i>		55.56%	NA	R	Reported
<i>Prenatal and Postpartum Care - Postpartum Care</i>		55.56%	NA	R	Reported
Use of First-Line Psychosocial Care for Children and Adolescents on Antipsychotics (APP)	Y				
<i>Use of First-Line Psychosocial Care for Children and Adolescents on Antipsychotics (Total)</i>		72.88%	R	R	Reported
Utilization					
Well-Child Visits in the First 30 Months of Life (W30)					
<i>Well-Child Visits in the First 30 Months of Life (First 15 Months)</i>		65.18%	R	R	Reported
<i>Well-Child Visits in the First 30 Months of Life (15 Months-30 Months)</i>		76.71%	R	R	Reported
Child and Adolescent Well-Care Visits (WCV)					
<i>Child and Adolescent Well-Care Visits (Total)</i>		56.98%	R	R	Reported
Frequency of Selected Procedures (FSP)			R	R	Reported
Ambulatory Care (AMBa)			R	R	Reported

**Appendix D: Department of Community Health, State of Georgia
HEDIS Interactive Data Submission System Data for Amerigroup PeachCare for Kids®**

Ambulatory Care (Dual) (AMBb)			NR	NR	Not Reported
Ambulatory Care (Disabled) (AMBc)			NR	NR	Not Reported
Ambulatory Care (Low Income) (AMBd)			NR	NR	Not Reported
Inpatient Utilization - General Hospital/Acute Care (IPUa)			R	R	Reported
Inpatient Utilization - General Hospital/Acute Care (Dual) (IPUb)			NR	NR	Not Reported
Inpatient Utilization - General Hospital/Acute Care (Disabled) (IPUc)			NR	NR	Not Reported
Inpatient Utilization - General Hospital/Acute Care (Low Income) (IPUd)			NR	NR	Not Reported
Identification of Alcohol and other Drug Services (IADa)	Y		R	R	Reported
Identification of Alcohol and Other Drug Services (Dual) (IADb)			NR	NR	Not Reported
Identification of Alcohol and Other Drug Services (Disabled) (IADc)			NR	NR	Not Reported
Identification of Alcohol and Other Drug Services (Low Income) (IADd)			NR	NR	Not Reported
Mental Health Utilization (MPTa)	Y		R	R	Reported
Mental Health Utilization (Dual) (MPTb)			NR	NR	Not Reported
Mental Health Utilization (Disabled) (MPTc)			NR	NR	Not Reported
Mental Health Utilization (Low Income) (MPTd)			NR	NR	Not Reported
Antibiotic Utilization (ABXa)	Y		R	R	Reported
Antibiotic Utilization (Dual) (ABXb)			NR	NR	Not Reported
Antibiotic Utilization (Disabled) (ABXc)			NR	NR	Not Reported
Antibiotic Utilization (Low Income) (ABXd)			NR	NR	Not Reported
Risk Adjusted Utilization					
Plan All-Cause Readmissions (PCR)			R	R	Reported
Health Plan Descriptive Information					
Enrollment by Product Line (ENPa)			R	R	Reported
Enrollment by Product Line (Dual) (ENPb)			NR	NR	Not Reported
Enrollment by Product Line (Disabled) (ENPc)			NR	NR	Not Reported
Enrollment by Product Line (Low Income) (ENPd)			NR	NR	Not Reported
Language Diversity of Membership (LDM)			R	R	Reported
Race/Ethnicity Diversity of Membership (RDM)			R	R	Reported
Electronic Clinical Data Systems					

Appendix D: Department of Community Health, State of Georgia
HEDIS Interactive Data Submission System Data for Amerigroup PeachCare for Kids®

Breast Cancer Screening (BCS-E)					
<i>Breast Cancer Screening</i>			NR	NR	Not Reported
Follow-Up Care for Children Prescribed ADHD Medication (ADD-E)					
<i>Follow-Up Care for Children Prescribed ADHD Medication - Initiation Phase</i>			NR	NR	Not Reported
<i>Follow-Up Care for Children Prescribed ADHD Medication - Continuation and Maintenance Phase</i>			NR	NR	Not Reported
Depression Screening and Follow-Up for Adolescents and Adults (DSF-E)					
<i>Depression Screening and Follow-Up for Adolescents and Adults - Depression Screening (Total)</i>			NR	NR	Not Reported
<i>Depression Screening and Follow-Up for Adolescents and Adults - Follow-up on Positive Screen (Total)</i>			NR	NR	Not Reported
Utilization of the PHQ-9 to Monitor Depression Symptoms for Adolescents and Adults (DMS-E)					
<i>Utilization of the PHQ-9 to Monitor Depression Symptoms for Adolescents and Adults - Utilization of PHQ-9-Period1 (Total)</i>			NR	NR	Not Reported
<i>Utilization of the PHQ-9 to Monitor Depression Symptoms for Adolescents and Adults - Utilization of PHQ-9-Period2 (Total)</i>			NR	NR	Not Reported
<i>Utilization of the PHQ-9 to Monitor Depression Symptoms for Adolescents and Adults - Utilization of PHQ-9-Period3 (Total)</i>			NR	NR	Not Reported
<i>Utilization of the PHQ-9 to Monitor Depression Symptoms for Adolescents and Adults - Utilization of PHQ-9-Total (Total)</i>			NR	NR	Not Reported
Depression Remission or Response for Adolescents and Adults (DRR-E)					
<i>Depression Remission or Response for Adolescents and Adults - Follow-up PHQ-9 (Total)</i>			NR	NR	Not Reported
<i>Depression Remission or Response for Adolescents and Adults - Depression Remission (Total)</i>			NR	NR	Not Reported
<i>Depression Remission or Response for Adolescents and Adults - Depression Response (Total)</i>			NR	NR	Not Reported
Unhealthy Alcohol Use Screening and Follow-Up (ASF-E)					
<i>Unhealthy Alcohol Use Screening and Follow-Up - Unhealthy Alcohol Use Screening (Total)</i>			NR	NR	Not Reported
<i>Unhealthy Alcohol Use Screening and Follow-Up - Alcohol Counseling or Other Follow-Up Care (Total)</i>			NR	NR	Not Reported
Adult Immunization Status (AIS-E)					
<i>Adult Immunization Status - Influenza</i>			NR	NR	Not Reported
<i>Adult Immunization Status - Td/Tdap</i>			NR	NR	Not Reported
<i>Adult Immunization Status - Zoster</i>			NR	NR	Not Reported
Prenatal Immunization Status (PRS-E)					
<i>Prenatal Immunization Status - Influenza</i>			NR	NR	Not Reported

**Appendix D: Department of Community Health, State of Georgia
 HEDIS Interactive Data Submission System Data for Amerigroup PeachCare for Kids®**

<i>Prenatal Immunization Status - Tdap</i>			NR	NR	Not Reported
<i>Prenatal Immunization Status - Combination</i>			NR	NR	Not Reported
Prenatal Depression Screening and Follow-Up (PND-E)					
<i>Prenatal Depression Screening and Follow-Up - Depression Screening</i>			NR	NR	Not Reported
<i>Prenatal Depression Screening and Follow-Up - Follow-Up on Positive Screen</i>			NR	NR	Not Reported
Postpartum Depression Screening and Follow-Up (PDS-E)					
<i>Postpartum Depression Screening and Follow-Up - Depression Screening</i>			NR	NR	Not Reported
<i>Postpartum Depression Screening and Follow-Up - Follow-Up on Positive Screen</i>			NR	NR	Not Reported

**Appendix D: Department of Community Health, State of Georgia
HEDIS Interactive Data Submission System Data for Amerigroup PeachCare for Kids®**

AMGP Georgia Managed Care Company, Inc. d/b/a Amerigroup Community Care (Org ID: 7359, Sub ID: 14927, Medicaid, Special Area: Georgia, Special Project: GA PCK, Contract Number:)

MeasurementYear: 2021

Weight Assessment and Counseling for Nutrition and Physical Activity for Children/Adolescents (WCC)

IndicatorMetric	BMIPercentile			NutritionCounseling			PhysicalActivityCounseling		
	3-11	12-17	Total	3-11	12-17	Total	3-11	12-17	Total
Age	3-11	12-17	Total	3-11	12-17	Total	3-11	12-17	Total
IndicatorKey	202501_20	202500_20	202502_20	202504_20	202503_20	202505_20	202507_20	202506_20	202508_20
CollectionMethod	H	H	H	H	H	H	H	H	H
EligiblePopulation	16804	12139	28943	16804	12139	28943	16804	12139	28943
NumeratorByAdminElig	11266	7977	19243	10216	7157	17373	8997	6463	15460
CYAR	67.04	65.71	66.49	60.80	58.96	60.02	53.54	53.24	53.42
MinReqSampleSize	411	411	411	411	411	411	411	411	411
OversampleRate	0.05	0.05	0.05	0.05	0.05	0.05	0.05	0.05	0.05
OversampleRecordsNumber	21	21	21	21	21	21	21	21	21
ExclusionValidDataErrors	0	0	0	0	0	0	0	0	0
ExclusionAdminOptional	0	0	0	0	0	0	0	0	0
ExclusionMedRecsOptional	0	0	0	0	0	0	0	0	0
ExclusionEmployeeOrDep	0	0	0	0	0	0	0	0	0
OversampleRecsAdded	0	0	0	0	0	0	0	0	0
Denominator	227	184	411	227	184	411	227	184	411
NumeratorByAdmin	160	123	283	142	121	263	127	116	243
NumeratorByMedicalRecords	29	20	49	32	21	53	43	28	71
NumeratorBySupplemental	0	1	1	0	0	0	0	0	0
Rate	83.26	78.26	81.02	76.65	77.17	76.89	74.89	78.26	76.40
AuditDesignation	R	R	R	R	R	R	R	R	R
Status	R	R	R	R	R	R	R	R	R

**Appendix D: Department of Community Health, State of Georgia
HEDIS Interactive Data Submission System Data for Amerigroup PeachCare for Kids®**

AMGP Georgia Managed Care Company, Inc. d/b/a Amerigroup Community Care (Org ID: 7359, Sub ID: 14927, Medicaid, Special Area: Georgia, Special Project: GA PCK, Contract Number:)

MeasurementYear: 2021

Childhood Immunization Status (CIS)

IndicatorMetric	DTaP	IPV	MMR	HiB	HepatitisB	VZV	PneumococcalConjugate	HepatitisA	Rotavirus	Influenza	Combo3	Combo7	Combo10
IndicatorKey	200725_20	200729_20	200731_20	200726_20	200728_20	200733_20	200715_20	200727_20	200732_20	200730_20	200718_20	200722_20	200716_20
CollectionMethod	H	H	H	H	H	H	H	H	H	H	H	H	H
EligiblePopulation	1323	1323	1323	1323	1323	1323	1323	1323	1323	1323	1323	1323	1323
NumeratorByAdminElig	1000	1159	1173	1144	1106	1162	1050	1168	1024	474	912	835	370
CYAR	75.59	87.60	88.66	86.47	83.60	87.83	79.37	88.28	77.40	35.83	68.93	63.11	27.97
MinReqSampleSize	411	411	411	411	411	411	411	411	411	411	411	411	411
OversampleRate	0.05	0.05	0.05	0.05	0.05	0.05	0.05	0.05	0.05	0.05	0.05	0.05	0.05
OversampleRecordsNumber	21	21	21	21	21	21	21	21	21	21	21	21	21
ExclusionValidDataErrors	0	0	0	0	0	0	0	0	0	0	0	0	0
ExclusionAdminOptional	0	0	0	0	0	0	0	0	0	0	0	0	0
ExclusionMedRecsOptional	0	0	0	0	0	0	0	0	0	0	0	0	0
ExclusionEmployeeOrDep	0	0	0	0	0	0	0	0	0	0	0	0	0
OversampleRecsAdded	0	0	0	0	0	0	0	0	0	0	0	0	0
Denominator	411	411	411	411	411	411	411	411	411	411	411	411	411
NumeratorByAdmin	215	254	329	281	174	330	220	338	228	133	142	129	61
NumeratorByMedicalRecords	22	18	12	18	27	12	24	7	20	5	28	22	12
NumeratorBySupplemental	82	91	17	66	157	16	85	15	80	10	130	129	57
Rate	77.62	88.32	87.10	88.81	87.10	87.10	80.05	87.59	79.81	36.01	72.99	68.13	31.63
AuditDesignation	R	R	R	R	R	R	R	R	R	R	R	R	R
Status	R	R	R	R	R	R	R	R	R	R	R	R	R

**Appendix D: Department of Community Health, State of Georgia
HEDIS Interactive Data Submission System Data for Amerigroup PeachCare for Kids®**

**AMGP Georgia Managed Care Company, Inc. d/b/a Amerigroup Community Care (Org ID: 7359, Sub ID: 14927,
Medicaid, Special Area: Georgia, Special Project: GA PCK, Contract Number:)**

MeasurementYear: 2021

Immunizations for Adolescents (IMA)

IndicatorMetric	Meningococcal	Tdap	HPV	Combo1	Combo2
IndicatorKey	201710_20	201711_20	201709_20	201707_20	201708_20
CollectionMethod	H	H	H	H	H
EligiblePopulation	2201	2201	2201	2201	2201
NumeratorByAdminElig	1949	1947	789	1917	769
CYAR	88.55	88.46	35.85	87.10	34.94
MinReqSampleSize	411	411	411	411	411
OversampleRate	0.05	0.05	0.05	0.05	0.05
OversampleRecordsNumber	21	21	21	21	21
ExclusionValidDataErrors	0	0	0	0	0
ExclusionAdminOptional	0	0	0	0	0
ExclusionMedRecsOptional	0	0	0	0	0
ExclusionEmployeeOrDep	0	0	0	0	0
OversampleRecsAdded	0	0	0	0	0
Denominator	411	411	411	411	411
NumeratorByAdmin	315	316	117	307	107
NumeratorByMedicalRecords	12	9	5	8	5
NumeratorBySupplemental	44	42	23	49	29
Rate	90.27	89.29	35.28	88.56	34.31
AuditDesignation	R	R	R	R	R
Status	R	R	R	R	R

**Appendix D: Department of Community Health, State of Georgia
HEDIS Interactive Data Submission System Data for Amerigroup PeachCare for Kids®**

**AMGP Georgia Managed Care Company, Inc. d/b/a Amerigroup
Community Care (Org ID: 7359, Sub ID: 14927, Medicaid, Special
Area: Georgia, Special Project: GA PCK, Contract Number:)**

MeasurementYear: 2021

Lead Screening in Children (LSC)

IndicatorMetric	LeadScreeningChildren
IndicatorKey	201858_20
CollectionMethod	H
EligiblePopulation	1323
NumeratorByAdminElig	989
CYAR	74.75
MinReqSampleSize	411
OversampleRate	0.05
OversampleRecordsNumber	21
ExclusionValidDataErrors	0
ExclusionAdminOptional	0
ExclusionMedRecsOptional	0
ExclusionEmployeeOrDep	0
OversampleRecsAdded	0
Denominator	411
NumeratorByAdmin	303
NumeratorByMedicalRecords	4
NumeratorBySupplemental	10
Rate	77.13
AuditDesignation	R
Status	R

**Appendix D: Department of Community Health, State of Georgia
HEDIS Interactive Data Submission System Data for Amerigroup PeachCare for Kids®**

**AMGP Georgia Managed Care Company, Inc. d/b/a Amerigroup
Community Care (Org ID: 7359, Sub ID: 14927, Medicaid, Special
Area: Georgia, Special Project: GA PCK, Contract Number:)**

MeasurementYear: 2021

Breast Cancer Screening (BCS)

IndicatorMetric	BreastCancerScreening
IndicatorKey	200694_20
EligiblePopulation	0
ExclusionAdminRequired	0
ExclusionAdminOptional	0
NumeratorByAdmin	0
NumeratorBySupplemental	0
Rate	
AuditDesignation	R
Status	NA

**Appendix D: Department of Community Health, State of Georgia
HEDIS Interactive Data Submission System Data for Amerigroup PeachCare for Kids®**

**AMGP Georgia Managed Care Company, Inc. d/b/a Amerigroup
Community Care (Org ID: 7359, Sub ID: 14927, Medicaid, Special
Area: Georgia, Special Project: GA PCK, Contract Number:)**

MeasurementYear: 2021

Cervical Cancer Screening (CCS)

IndicatorMetric	CervicalCancerScreening
IndicatorKey	200701_20
CollectionMethod	A
EligiblePopulation	0
ExclusionAdminRequired	0
NumeratorByAdmin	0
NumeratorBySupplemental	0
Rate	
AuditDesignation	R
Status	NA

**Appendix D: Department of Community Health, State of Georgia
HEDIS Interactive Data Submission System Data for Amerigroup PeachCare for Kids®**

**AMGP Georgia Managed Care Company, Inc. d/b/a Amerigroup Community
Care (Org ID: 7359, Sub ID: 14927, Medicaid, Special Area: Georgia, Special
Project: GA PCK, Contract Number:)**

MeasurementYear: 2021

Chlamydia Screening in Women (CHL)

IndicatorMetric	ChlamydiaScreening		
Age	16-20	21-24	Total
IndicatorKey	200712_20	200713_20	200714_20
EligiblePopulation	1567	0	1567
ExclusionAdminOptional	85	0	85
NumeratorByAdmin	817	0	817
NumeratorBySupplemental	44	0	44
Rate	54.95		54.95
AuditDesignation	R	R	R
Status	R	NA	R

**Appendix D: Department of Community Health, State of Georgia
 HEDIS Interactive Data Submission System Data for Amerigroup PeachCare for Kids®**

AMGP Georgia Managed Care Company, Inc. d/b/a Amerigroup Community Care (Org ID: 7359, Sub ID: 14927, Medicaid, Special Area: Georgia, Special Project: GA PCK, Contract Number:)

MeasurementYear: 2021

Appropriate Testing for Pharyngitis (CWP)

IndicatorMetric	AppropriatePharyngitisTesting			
Age	3-17	18-64	65+	Total
IndicatorKey	210013_10	210012_10	210014_10	210015_10
EligiblePopulation	2149	72	0	2221
NumeratorByAdmin	1735	51	0	1786
NumeratorBySupplemental	0	0	0	0
Rate	80.74	70.83		80.41
AuditDesignation	R	R	R	R
Status	R	R	NA	R

Appendix D: Department of Community Health, State of Georgia
HEDIS Interactive Data Submission System Data for Amerigroup PeachCare for Kids®

AMGP Georgia Managed Care Company, Inc. d/b/a Amerigroup Community
Care (Org ID: 7359, Sub ID: 14927, Medicaid, Special Area: Georgia, Special
Project: GA PCK, Contract Number:)

MeasurementYear: 2021

Use of Spirometry Testing in the Assessment and Diagnosis of COPD (SPR)

IndicatorMetric	SpirometryTestingCOPD
IndicatorKey	202457_20
EligiblePopulation	0
NumeratorByAdmin	0
NumeratorBySupplemental	0
Rate	
AuditDesignation	R
Status	NA

**Appendix D: Department of Community Health, State of Georgia
HEDIS Interactive Data Submission System Data for Amerigroup PeachCare for Kids®**

**AMGP Georgia Managed Care Company, Inc. d/b/a Amerigroup Community Care
(Org ID: 7359, Sub ID: 14927, Medicaid, Special Area: Georgia, Special Project: GA
PCK, Contract Number:)**

MeasurementYear: 2021

Pharmacotherapy Management of COPD Exacerbation (PCE)

IndicatorMetric	SystemicCorticosteroid	Bronchodilator
IndicatorKey	201964_20	201963_20
EligiblePopulation	0	0
NumeratorByAdmin	0	0
NumeratorBySupplemental	0	0
Rate		
AuditDesignation	R	R
Status	NA	NA

**Appendix D: Department of Community Health, State of Georgia
HEDIS Interactive Data Submission System Data for Amerigroup PeachCare for Kids®**

AMGP Georgia Managed Care Company, Inc. d/b/a Amerigroup Community Care (Org ID: 7359, Sub ID: 14927, Medicaid, Special Area: Georgia, Special Project: GA PCK, Contract Number:)

MeasurementYear: 2021

Asthma Medication Ratio (AMR)

IndicatorMetric	AsthmaMedicationRatio				
Age	5-11	12-18	19-50	51-64	Total
IndicatorKey	200663_20	200661_20	200662_20	200664_20	200667_20
EligiblePopulation	239	197	2	0	438
ExclusionAdminRequired	28	29	0	0	57
NumeratorByAdmin	208	160	2	0	370
NumeratorBySupplemental	0	0	0	0	0
Rate	87.03	81.22	100.00		84.47
AuditDesignation	R	R	R	R	R
Status	R	R	NA	NA	R

Appendix D: Department of Community Health, State of Georgia
HEDIS Interactive Data Submission System Data for Amerigroup PeachCare for Kids®

AMGP Georgia Managed Care Company, Inc. d/b/a
Amerigroup Community Care (Org ID: 7359, Sub ID: 14927,
Medicaid, Special Area: Georgia, Special Project: GA PCK,
Contract Number:)

MeasurementYear: 2021

Controlling High Blood Pressure (CBP)

IndicatorMetric	ControlHighBP
IndicatorKey	200700_20
CollectionMethod	A
EligiblePopulation	14
ExclusionAdminRequired	0
NumeratorByAdmin	2
NumeratorBySupplemental	0
Rate	14.29
AuditDesignation	R
Status	NA

**Appendix D: Department of Community Health, State of Georgia
HEDIS Interactive Data Submission System Data for Amerigroup PeachCare for Kids®**

**AMGP Georgia Managed Care Company, Inc. d/b/a Amerigroup
Community Care (Org ID: 7359, Sub ID: 14927, Medicaid, Special
Area: Georgia, Special Project: GA PCK, Contract Number:)**

MeasurementYear: 2021

Persistence of Beta-Blocker Treatment After a Heart Attack (PBH)

IndicatorMetric	BetaBlockerPersistence
IndicatorKey	201962_20
EligiblePopulation	0
ExclusionAdminOptional	0
NumeratorByAdmin	0
NumeratorBySupplemental	0
Rate	
AuditDesignation	R
Status	NA

**Appendix D: Department of Community Health, State of Georgia
 HEDIS Interactive Data Submission System Data for Amerigroup PeachCare for Kids®**

AMGP Georgia Managed Care Company, Inc. d/b/a Amerigroup Community Care (Org ID: 7359, Sub ID: 14927, Medicaid, Special Area: Georgia, Special Project: GA PCK, Contract Number:)

MeasurementYear: 2021

Statin Therapy for Patients With Cardiovascular Disease (SPC)

IndicatorMetric	ReceivedTherapy	Adherence	ReceivedTherapy	Adherence	ReceivedTherapy	Adherence
Gender	M		F		F,M	
IndicatorKey	202449_20	202452_20	202450_20	202453_20	202451_20	202454_20
EligiblePopulation	0	0	0	0	0	0
ExclusionAdminRequired	0		0		0	
NumeratorByAdmin	0	0	0	0	0	0
NumeratorBySupplemental	0	0	0	0	0	0
Rate						
AuditDesignation	R	R	R	R	R	R
Status	NA	NA	NA	NA	NA	NA

**Appendix D: Department of Community Health, State of Georgia
HEDIS Interactive Data Submission System Data for Amerigroup PeachCare for Kids®**

AMGP Georgia Managed Care Company, Inc. d/b/a Amerigroup Community Care (Org ID: 7359, Sub ID: 14927, Medicaid, Special Area: Georgia, Special Project: GA PCK, Contract Number:)

MeasurementYear: 2021
Cardiac Rehabilitation (CRE)

IndicatorMetric	Initiation	Engagement1	Engagement2	Achievement	Initiation	Engagement1	Engagement2	Achievement	Initiation	Engagement1	Engagement2	Achievement
Age	18-64				65+				Total			
IndicatorKey	210081_10	210075_10	210078_10	210072_10	210082_10	210076_10	210079_10	210073_10	210083_10	210077_10	210080_10	210074_10
EligiblePopulation	0	0	0	0	0	0	0	0	0	0	0	0
ExclusionAdminRequired	0	0	0	0	0	0	0	0	0	0	0	0
NumeratorByAdmin	0	0	0	0	0	0	0	0	0	0	0	0
NumeratorBySupplemental	0	0	0	0	0	0	0	0	0	0	0	0
Rate												
AuditDesignation	R	R	R	R	R	R	R	R	R	R	R	R
Status	NA	NA	NA	NA	NA	NA	NA	NA	NA	NA	NA	NA

**Appendix D: Department of Community Health, State of Georgia
HEDIS Interactive Data Submission System Data for Amerigroup PeachCare for Kids®**

AMGP Georgia Managed Care Company, Inc. d/b/a Amerigroup Community Care (Org ID: 7359, Sub ID: 14927, Medicaid, Special Area: Georgia, Special Project: GA PCK, Contract Number:)

MeasurementYear: 2021

Comprehensive Diabetes Care (CDC)

IndicatorMetric	HbA1cTesting	PoorHbA1cControl	AdequateHbA1cControl	EyeExams	BPUnder140Over90
IndicatorKey	200708_20	200711_20	200707_20	200705_20	200704_20
CollectionMethod	A	A	A	A	A
EligiblePopulation	23	23	23	23	23
ExclusionAdminRequired	0	0	0	0	0
NumeratorByAdmin	21	21	0	4	1
NumeratorBySupplemental	0	1	1	0	0
Rate	91.30	95.65	4.35	17.39	4.35
AuditDesignation	R	R	R	R	R
Status	NA	NA	NA	NA	NA

**Appendix D: Department of Community Health, State of Georgia
HEDIS Interactive Data Submission System Data for Amerigroup PeachCare for Kids®**

AMGP Georgia Managed Care Company, Inc. d/b/a Amerigroup Community Care (Org ID: 7359, Sub ID: 14927, Medicaid, Special Area: Georgia, Special Project: GA PCK, Contract Number:)

MeasurementYear: 2021

Kidney Health Evaluation for Patients With Diabetes (KED)

IndicatorMetric	KidneyHealthEvaluation			
Age	18-64	65-74	75-85	Total
IndicatorKey	210084_10	210085_10	210086_10	210087_10
EligiblePopulation	23	0	0	23
ExclusionAdminRequired	0	0	0	0
ExclusionAdminOptional	0	0	0	0
NumeratorByAdmin	5	0	0	5
NumeratorBySupplemental	1	0	0	1
Rate	26.09			26.09
AuditDesignation	R	R	R	R
Status	NA	NA	NA	NA

**Appendix D: Department of Community Health, State of Georgia
HEDIS Interactive Data Submission System Data for Amerigroup PeachCare for Kids®**

**AMGP Georgia Managed Care Company, Inc. d/b/a Amerigroup
Community Care (Org ID: 7359, Sub ID: 14927, Medicaid, Special Area:
Georgia, Special Project: GA PCK, Contract Number:)**

MeasurementYear: 2021

Statin Therapy for Patients With Diabetes (SPD)

IndicatorMetric	ReceivedTherapy	Adherence
IndicatorKey	202455_20	202456_20
EligiblePopulation	0	0
ExclusionAdminRequired	0	
NumeratorByAdmin	0	0
NumeratorBySupplemental	0	0
Rate		
AuditDesignation	R	R
Status	NA	NA

**Appendix D: Department of Community Health, State of Georgia
HEDIS Interactive Data Submission System Data for Amerigroup PeachCare for Kids®**

**AMGP Georgia Managed Care Company, Inc. d/b/a Amerigroup
Community Care (Org ID: 7359, Sub ID: 14927, Medicaid, Special
Area: Georgia, Special Project: GA PCK, Contract Number:)**

MeasurementYear: 2021

Antidepressant Medication Management (AMM)

IndicatorMetric	Acute	Continuation
IndicatorKey	200659_20	200660_20
EligiblePopulation	36	36
ExclusionAdminRequired	34	34
NumeratorByAdmin	17	6
NumeratorBySupplemental	0	0
Rate	47.22	16.67
AuditDesignation	R	R
Status	R	R

**Appendix D: Department of Community Health, State of Georgia
HEDIS Interactive Data Submission System Data for Amerigroup PeachCare for Kids®**

**AMGP Georgia Managed Care Company, Inc. d/b/a Amerigroup
Community Care (Org ID: 7359, Sub ID: 14927, Medicaid, Special Area:
Georgia, Special Project: GA PCK, Contract Number:)**

MeasurementYear: 2021

Follow-Up Care for Children Prescribed ADHD Medication (ADD)

IndicatorMetric	Initiation	Continuation
IndicatorKey	200631_20	200630_20
EligiblePopulation	500	84
ExclusionAdminOptional	1	0
NumeratorByAdmin	179	38
NumeratorBySupplemental	0	0
Rate	35.80	45.24
AuditDesignation	R	R
Status	R	R

**Appendix D: Department of Community Health, State of Georgia
HEDIS Interactive Data Submission System Data for Amerigroup PeachCare for Kids®**

AMGP Georgia Managed Care Company, Inc. d/b/a Amerigroup Community Care (Org ID: 7359, Sub ID: 14927, Medicaid, Special Area: Georgia, Special Project: GA PCK, Contract Number:)

MeasurementYear: 2021

Follow-up After Hospitalization for Mental Illness (FUH)

IndicatorMetric	FollowUp30Day	FollowUp7Day	FollowUp30Day	FollowUp7Day	FollowUp30Day	FollowUp7Day	FollowUp30Day	FollowUp7Day
Age	6-17		18-64		65+		Total	
IndicatorKey	203481_10	203484_10	203479_10	203482_10	203480_10	203483_10	201179_20	201180_20
EligiblePopulation	245	245	17	17	0	0	262	262
NumeratorByAdmin	200	133	5	3	0	0	205	136
NumeratorBySupplemental	0	0	0	0	0	0	0	0
Rate	81.63	54.29	29.41	17.65			78.24	51.91
AuditDesignation	R	R	R	R	R	R	R	R
Status	R	R	NA	NA	NA	NA	R	R

**Appendix D: Department of Community Health, State of Georgia
HEDIS Interactive Data Submission System Data for Amerigroup PeachCare for Kids®**

AMGP Georgia Managed Care Company, Inc. d/b/a Amerigroup Community Care (Org ID: 7359, Sub ID: 14927, Medicaid, Special Area: Georgia, Special Project: GA PCK, Contract Number:)

MeasurementYear: 2021

Follow-Up After Emergency Department Visit for Mental Illness (FUM)

IndicatorMetric	FollowUp30Day	FollowUp7Day	FollowUp30Day	FollowUp7Day	FollowUp30Day	FollowUp7Day	FollowUp30Day	FollowUp7Day
Age	6-17		18-64		65+		Total	
IndicatorKey	203487_10	203490_10	203485_10	203488_10	203486_10	203489_10	201181_20	201182_20
EligiblePopulation	40	40	1	1	0	0	41	41
NumeratorByAdmin	21	15	0	0	0	0	21	15
NumeratorBySupplemental	0	0	0	0	0	0	0	0
Rate	52.50	37.50	0.00	0.00			51.22	36.59
AuditDesignation	R	R	R	R	R	R	R	R
Status	R	R	NA	NA	NA	NA	R	R

**Appendix D: Department of Community Health, State of Georgia
HEDIS Interactive Data Submission System Data for Amerigroup PeachCare for Kids®**

AMGP Georgia Managed Care Company, Inc. d/b/a Amerigroup Community Care (Org ID: 7359, Sub ID: 14927, Medicaid, Special Area: Georgia, Special Project: GA PCK, Contract Number:)

MeasurementYear: 2021

Follow-Up After High-Intensity Care for Substance Use Disorder (FUI)

IndicatorMetric	FollowUp30Day	FollowUp7Day	FollowUp30Day	FollowUp7Day	FollowUp30Day	FollowUp7Day	FollowUp30Day	FollowUp7Day
Age	13-17		18-64		65+		Total	
IndicatorKey	210017_10	210021_10	210018_10	210022_10	210019_10	210023_10	210016_10	210020_10
EligiblePopulation	1	1	1	1	0	0	2	2
NumeratorByAdmin	0	0	0	0	0	0	0	0
NumeratorBySupplemental	0	0	0	0	0	0	0	0
Rate	0.00	0.00	0.00	0.00			0.00	0.00
AuditDesignation	R	R	R	R	R	R	R	R
Status	NA	NA	NA	NA	NA	NA	NA	NA

**Appendix D: Department of Community Health, State of Georgia
HEDIS Interactive Data Submission System Data for Amerigroup PeachCare for Kids®**

AMGP Georgia Managed Care Company, Inc. d/b/a Amerigroup Community Care (Org ID: 7359, Sub ID: 14927, Medicaid, Special Area: Georgia, Special Project: GA PCK, Contract Number:)

MeasurementYear: 2021

Follow-Up After Emergency Department Visit for Alcohol and Other Drug Abuse or Dependence (FUA)

IndicatorMetric	FollowUp30Day	FollowUp7Day	FollowUp30Day	FollowUp7Day	FollowUp30Day	FollowUp7Day
Age	13-17		18+		Total	
IndicatorKey	201173_20	201178_20	201174_20	201176_20	201175_20	201177_20
EligiblePopulation	3	3	9	9	12	12
NumeratorByAdmin	1	1	0	0	1	1
NumeratorBySupplemental	0	0	0	0	0	0
Rate	33.33	33.33	0.00	0.00	8.33	8.33
AuditDesignation	R	R	R	R	R	R
Status	NA	NA	NA	NA	NA	NA

**Appendix D: Department of Community Health, State of Georgia
HEDIS Interactive Data Submission System Data for Amerigroup PeachCare for Kids®**

**AMGP Georgia Managed Care Company, Inc. d/b/a Amerigroup Community
Care (Org ID: 7359, Sub ID: 14927, Medicaid, Special Area: Georgia, Special
Project: GA PCK, Contract Number:)**

MeasurementYear: 2021

Pharmacotherapy for Opioid Use Disorder (POD)

IndicatorMetric	PharmacotherapyOpioidUseDisorder		
Age	16-64	65+	Total
IndicatorKey	210065_10	210066_10	210067_10
EligiblePopulation	0	0	0
NumeratorByAdmin	0	0	0
NumeratorBySupplemental	0	0	0
Rate			
AuditDesignation	R	R	R
Status	NA	NA	NA

**Appendix D: Department of Community Health, State of Georgia
HEDIS Interactive Data Submission System Data for Amerigroup PeachCare for Kids®**

**AMGP Georgia Managed Care Company, Inc. d/b/a Amerigroup Community Care (Org ID: 7359,
Sub ID: 14927, Medicaid, Special Area: Georgia, Special Project: GA PCK, Contract Number:)**

MeasurementYear: 2021

**Diabetes Screening for People With Schizophrenia or Bipolar Disorder Who Are Using
Antipsychotic Medications (SSD)**

IndicatorMetric	DiabetesScreeningSchizophreniaUsingAntipsychotics
IndicatorKey	202458_20
EligiblePopulation	12
ExclusionAdminRequired	7
NumeratorByAdmin	9
NumeratorBySupplemental	0
Rate	75.00
AuditDesignation	R
Status	NA

**Appendix D: Department of Community Health, State of Georgia
HEDIS Interactive Data Submission System Data for Amerigroup PeachCare for Kids®**

AMGP Georgia Managed Care Company, Inc. d/b/a Amerigroup Community Care (Org ID: 7359, Sub ID: 14927, Medicaid, Special Area: Georgia, Special Project: GA PCK, Contract Number:)

MeasurementYear: 2021

Diabetes Monitoring for People With Diabetes and Schizophrenia (SMD)

IndicatorMetric	DiabetesMonitoringSchizophrenia
IndicatorKey	202448_20
EligiblePopulation	1
ExclusionAdminOptional	0
NumeratorByAdmin	1
NumeratorBySupplemental	0
Rate	100.00
AuditDesignation	R
Status	NA

Appendix D: Department of Community Health, State of Georgia
HEDIS Interactive Data Submission System Data for Amerigroup PeachCare for Kids®

AMGP Georgia Managed Care Company, Inc. d/b/a Amerigroup Community Care
(Org ID: 7359, Sub ID: 14927, Medicaid, Special Area: Georgia, Special Project: GA
PCK, Contract Number:)

MeasurementYear: 2021

Cardiovascular Monitoring for People With Cardiovascular Disease and
Schizophrenia (SMC)

IndicatorMetric	CardiovascularMonitoringSchizophrenia
IndicatorKey	202447_20
EligiblePopulation	0
NumeratorByAdmin	0
NumeratorBySupplemental	0
Rate	
AuditDesignation	R
Status	NA

**Appendix D: Department of Community Health, State of Georgia
HEDIS Interactive Data Submission System Data for Amerigroup PeachCare for Kids®**

**AMGP Georgia Managed Care Company, Inc. d/b/a Amerigroup Community Care
(Org ID: 7359, Sub ID: 14927, Medicaid, Special Area: Georgia, Special Project: GA
PCK, Contract Number:)**

MeasurementYear: 2021

Adherence to Antipsychotic Medications for Individuals With Schizophrenia (SAA)

IndicatorMetric	AdherenceAntipsychoticsSchizophrenia
IndicatorKey	202446_20
EligiblePopulation	2
ExclusionAdminRequired	0
NumeratorByAdmin	0
NumeratorBySupplemental	0
Rate	0.00
AuditDesignation	R
Status	NA

**Appendix D: Department of Community Health, State of Georgia
HEDIS Interactive Data Submission System Data for Amerigroup PeachCare for Kids®**

AMGP Georgia Managed Care Company, Inc. d/b/a Amerigroup Community Care (Org ID: 7359, Sub ID: 14927, Medicaid, Special Area: Georgia, Special Project: GA PCK, Contract Number:)

MeasurementYear: 2021

Metabolic Monitoring for Children and Adolescents on Antipsychotics (APM)

IndicatorMetric	BloodGlucoseTesting	CholesterolTesting	BloodGlucoseCholesterolTesting	BloodGlucoseTesting	CholesterolTesting	BloodGlucoseCholesterolTesting	BloodGlucoseTesting	CholesterolTesting	BloodGlucoseCholesterolTesting
Age	1-11			12-17			Total		
IndicatorKey	210005_10	210009_10	210007_10	210006_10	210010_10	200674_20	210004_10	210008_10	200676_20
EligiblePopulation	46	46	46	130	130	130	176	176	176
NumeratorByAdmin	23	17	16	67	38	35	90	55	51
NumeratorBySupplemental	0	1	1	1	8	8	1	9	9
Rate	50.00	39.13	36.96	52.31	35.38	33.08	51.70	36.36	34.09
AuditDesignation	R	R	R	R	R	R	R	R	R
Status	R	R	R	R	R	R	R	R	R

Appendix D: Department of Community Health, State of Georgia
HEDIS Interactive Data Submission System Data for Amerigroup PeachCare for Kids®

AMGP Georgia Managed Care Company, Inc. d/b/a Amerigroup Community Care
(Org ID: 7359, Sub ID: 14927, Medicaid, Special Area: Georgia, Special Project: GA
PCK, Contract Number:)

MeasurementYear: 2021

Non-Recommended Cervical Cancer Screening in Adolescent Females (NCS)

IndicatorMetric	NonRecommendedCervicalCancerScreening
IndicatorKey	201957_20
EligiblePopulation	3928
ExclusionAdminRequired	19
NumeratorByAdmin	8
Rate	0.20
AuditDesignation	R
Status	R

**Appendix D: Department of Community Health, State of Georgia
HEDIS Interactive Data Submission System Data for Amerigroup PeachCare for Kids®**

**AMGP Georgia Managed Care Company, Inc. d/b/a Amerigroup Community Care
(Org ID: 7359, Sub ID: 14927, Medicaid, Special Area: Georgia, Special Project: GA
PCK, Contract Number:)**

MeasurementYear: 2021

Appropriate Treatment for Upper Respiratory Infection (URI)

IndicatorMetric	AppropriateURITreatment			
Age	3m-17	18-64	65+	Total
IndicatorKey	210070_10	210069_10	210071_10	210068_10
EligiblePopulation	3415	93	0	3508
NumeratorByAdmin	340	23	0	363
Rate	90.04	75.27		89.65
AuditDesignation	R	R	R	R
Status	R	R	NA	R

**Appendix D: Department of Community Health, State of Georgia
 HEDIS Interactive Data Submission System Data for Amerigroup PeachCare for Kids®**

**AMGP Georgia Managed Care Company, Inc. d/b/a Amerigroup Community Care
 (Org ID: 7359, Sub ID: 14927, Medicaid, Special Area: Georgia, Special Project: GA
 PCK, Contract Number:)**

MeasurementYear: 2021

Avoidance of Antibiotic Treatment for Acute Bronchitis/Bronchiolitis (AAB)

IndicatorMetric	AvoidanceAntibioticTreatment			
Age	3m-17	18-64	65+	Total
IndicatorKey	210002_10	210001_10	210003_10	210000_10
EligiblePopulation	385	10	0	395
NumeratorByAdmin	222	7	0	229
Rate	42.34	30.00		42.03
AuditDesignation	R	R	R	R
Status	R	NA	NA	R

Appendix D: Department of Community Health, State of Georgia
HEDIS Interactive Data Submission System Data for Amerigroup PeachCare for Kids®

AMGP Georgia Managed Care Company, Inc. d/b/a
Amerigroup Community Care (Org ID: 7359, Sub ID: 14927,
Medicaid, Special Area: Georgia, Special Project: GA PCK,
Contract Number:)

MeasurementYear: 2021

Use of Imaging Studies for Low Back Pain (LBP)

IndicatorMetric	LowBackPainImaging
IndicatorKey	201818_20
EligiblePopulation	19
ExclusionAdminRequired	3
NumeratorByAdmin	5
Rate	73.68
AuditDesignation	R
Status	NA

**Appendix D: Department of Community Health, State of Georgia
 HEDIS Interactive Data Submission System Data for Amerigroup PeachCare for Kids®**

**AMGP Georgia Managed Care Company, Inc. d/b/a
 Amerigroup Community Care (Org ID: 7359, Sub ID: 14927,
 Medicaid, Special Area: Georgia, Special Project: GA PCK,
 Contract Number:)**

MeasurementYear: 2021

Use of Opioids at High Dosage (HDO)

IndicatorMetric	OpioidUseHighDosage
IndicatorKey	202527_10
EligiblePopulation	0
ExclusionAdminRequired	0
NumeratorByAdmin	0
Rate	
AuditDesignation	R
Status	NA

**Appendix D: Department of Community Health, State of Georgia
HEDIS Interactive Data Submission System Data for Amerigroup PeachCare for Kids®**

AMGP Georgia Managed Care Company, Inc. d/b/a Amerigroup Community Care (Org ID: 7359, Sub ID: 14927, Medicaid, Special Area: Georgia, Special Project: GA PCK, Contract Number:)

MeasurementYear: 2021

Use of Opioids From Multiple Providers (UOP)

IndicatorMetric	MultiplePrescribers	MultiplePharmacies	MultiplePrescribersMultiplePharmacies
IndicatorKey	202529_10	202528_10	202530_10
EligiblePopulation	0	0	0
NumeratorByAdmin	0	0	0
Rate			
AuditDesignation	R	R	R
Status	NA	NA	NA

**Appendix D: Department of Community Health, State of Georgia
HEDIS Interactive Data Submission System Data for Amerigroup PeachCare for Kids®**

AMGP Georgia Managed Care Company, Inc. d/b/a Amerigroup Community Care (Org ID: 7359, Sub ID: 14927, Medicaid, Special Area: Georgia, Special Project: GA PCK, Contract Number:)

MeasurementYear: 2021

Risk of Continued Opioid Use (COU)

IndicatorMetric	Covered15OrMoreDays	Covered31OrMoreDays	Covered15OrMoreDays	Covered31OrMoreDays	Covered15OrMoreDays	Covered31OrMoreDays
Age	18-64		65+		Total	
IndicatorKey	203434_10	203437_10	203435_10	203438_10	203436_10	203439_10
EligiblePopulation	66	66	0	0	66	66
ExclusionAdminRequired	0	0	0	0	0	0
NumeratorByAdmin	0	0	0	0	0	0
Rate	0.00	0.00			0.00	0.00
AuditDesignation	R	R	R	R	R	R
Status	R	R	NA	NA	R	R

Appendix D: Department of Community Health, State of Georgia
HEDIS Interactive Data Submission System Data for Amerigroup PeachCare for Kids®
AMGP Georgia Managed Care Company, Inc. d/b/a Amerigroup Community Care
(Org ID: 7359, Sub ID: 14927, Medicaid, Special Area: Georgia, Special Project: GA
PCK, Contract Number:)

MeasurementYear: 2021

Adults' Access to Preventive/Ambulatory Health Services (AAP)

IndicatorMetric	AdultAccessPreventiveCare			
Age	20-44	45-64	65+	Total
IndicatorKey	200001_20	200002_20	200003_20	200004_20
EligiblePopulation	0	0	0	0
NumeratorByAdmin	0	0	0	0
Rate				
AuditDesignation	R	R	R	R
Status	NA	NA	NA	NA

**Appendix D: Department of Community Health, State of Georgia
HEDIS Interactive Data Submission System Data for Amerigroup PeachCare for Kids®**

**AMGP Georgia Managed Care Company, Inc. d/b/a Amerigroup Community Care (Org ID: 7359, Sub ID: 14927,
Medicaid, Special Area: Georgia, Special Project: GA PCK, Contract Number:)**

**MeasurementYear: 2021
Annual Dental Visit (ADV)**

IndicatorMetric	AnnualDentalVisit						
Age	2-3	4-6	7-10	11-14	15-18	19-20	Total
IndicatorKey	200635_20	200636_20	200637_20	200632_20	200633_20	200634_20	200638_20
EligiblePopulation	3465	6169	9928	10182	10299	204	40247
NumeratorByAdmin	1309	4034	6947	6664	5639	81	24674
Rate	37.78	65.39	69.97	65.45	54.75	39.71	61.31
AuditDesignation	R	R	R	R	R	R	R
Status	R	R	R	R	R	R	R

Appendix D: Department of Community Health, State of Georgia HEDIS Interactive Data Submission System Data for Amerigroup PeachCare for Kids®

AMGP Georgia Managed Care Company, Inc. d/b/a Amerigroup Community Care (Org ID: 7359, Sub ID: 14927, Medicaid, Special Area: Georgia, Special Project: GA PCK, Contract Number:)

MeasurementYear: 2021

Initiation and Engagement of Alcohol and Other Drug Abuse or Dependence Treatment (IET)

IndicatorMetric	Initiation	Engagement	Initiation	Engagement	Initiation	Engagement	Initiation	Engagement	Initiation	Engagement	Initiation	Engagement	Initiation	Engagement	Initiation	Engagement	Initiation	Engagement	Initiation	Engagement	Initiation	Engagement	Initiation	Engagement
Age	13-17								18+								Total							
Drug	Alcohol		Opioid		Other		Total		Alcohol		Opioid		Other		Total		Alcohol		Opioid		Other		Total	
IndicatorKey	203288_10	203279_10	203289_10	203280_10	203290_10	203281_10	201452_20	201449_20	203291_10	203282_10	203292_10	203283_10	203293_10	203284_10	201453_20	201450_20	203294_10	203285_10	203295_10	203286_10	203296_10	203287_10	201454_20	201451_20
EligiblePopulation	12	12	3	3	43	43	50	50	7	7	2	2	31	31	37	37	19	19	5	5	74	74	87	87
NumeratorByAdmin	4	1	2	1	22	10	25	10	1	0	0	0	12	2	13	2	5	1	2	1	34	12	38	12
Rate	33.33	8.33	66.67	33.33	51.16	23.26	50.00	20.00	14.29	0.00	0.00	0.00	38.71	6.45	35.14	5.41	26.32	5.26	40.00	20.00	45.95	16.22	43.68	13.79
AuditDesignation	R	R	R	R	R	R	R	R	R	R	R	R	R	R	R	R	R	R	R	R	R	R	R	R
Status	NA	NA	NA	NA	R	R	R	R	NA	NA	NA	NA	R	R	R	R	NA	NA	NA	NA	R	R	R	R

**Appendix D: Department of Community Health, State of Georgia
HEDIS Interactive Data Submission System Data for Amerigroup PeachCare for Kids®**

**AMGP Georgia Managed Care Company, Inc. d/b/a Amerigroup
Community Care (Org ID: 7359, Sub ID: 14927, Medicaid, Special Area:
Georgia, Special Project: GA PCK, Contract Number:)**

MeasurementYear: 2021

Prenatal and Postpartum Care (PPC)

IndicatorMetric	TimelinessPrenatalCare	PostpartumCare
IndicatorKey	202142_20	202141_20
CollectionMethod	A	A
EligiblePopulation	9	9
NumeratorByAdmin	5	5
Rate	55.56	55.56
AuditDesignation	R	R
Status	NA	NA

**Appendix D: Department of Community Health, State of Georgia
 HEDIS Interactive Data Submission System Data for Amerigroup PeachCare for Kids®**

AMGP Georgia Managed Care Company, Inc. d/b/a Amerigroup Community Care (Org ID: 7359, Sub ID: 14927, Medicaid, Special Area: Georgia, Special Project: GA PCK, Contract Number:)

MeasurementYear: 2021

Use of First-Line Psychosocial Care for Children and Adolescents on Antipsychotics (APP)

IndicatorMetric	PsychosocialCareAntipsychotics		
	1-11	12-17	Total
IndicatorKey	210011_10	200678_20	200680_20
EligiblePopulation	19	40	59
ExclusionAdminRequired	7	39	46
NumeratorByAdmin	13	30	43
Rate	68.42	75.00	72.88
AuditDesignation	R	R	R
Status	NA	R	R

**Appendix D: Department of Community Health, State of Georgia
HEDIS Interactive Data Submission System Data for Amerigroup PeachCare for Kids®**

AMGP Georgia Managed Care Company, Inc. d/b/a Amerigroup Community Care (Org ID: 7359, Sub ID: 14927, Medicaid, Special Area: Georgia, Special Project: GA PCK, Contract Number:)

MeasurementYear: 2021

Well-Child Visits in the First 30 Months of Life (W30)

IndicatorMetric	Age15Months	Age15To30Months
IndicatorKey	202498_20	210089_10
EligiblePopulation	247	1378
NumeratorByAdmin	129	1055
NumeratorBySupplemental	32	2
Rate	65.18	76.71
AuditDesignation	R	R
Status	R	R

**Appendix D: Department of Community Health, State of Georgia
 HEDIS Interactive Data Submission System Data for Amerigroup PeachCare for Kids®**

AMGP Georgia Managed Care Company, Inc. d/b/a Amerigroup Community Care (Org ID: 7359, Sub ID: 14927, Medicaid, Special Area: Georgia, Special Project: GA PCK, Contract Number:)

MeasurementYear: 2021

Child and Adolescent Well-Care Visits (WCV)

IndicatorMetric	ChildAdolescentWellVisits			
Age	3-11	12-17	18-21	Total
IndicatorKey	210093_10	210091_10	210092_10	210094_10
EligiblePopulation	20563	15655	2713	38931
NumeratorByAdmin	12356	8762	1059	22177
NumeratorBySupplemental	1	2	1	4
Rate	60.09	55.98	39.07	56.98
AuditDesignation	R	R	R	R
Status	R	R	R	R

Appendix D: Department of Community Health, State of Georgia HEDIS Interactive Data Submission System Data for Amerigroup PeachCare for Kids®

AMGP Georgia Managed Care Company, Inc. d/b/a Amerigroup Community Care (Org ID: 7359, Sub ID: 14927, Medicaid, Special Area: Georgia, Special Project: GA PCK, Contract Number:)

MeasurementYear: 2021

Frequency of Selected Procedures (FSP)

Category	BariatricWeightLossSurgery						Tonsillectomy		HysterectomyAbdominal		HysterectomyVaginal		CholecystectomyOpen			CholecystectomyLaparoscopic			BackSurgery				Mastectomy		Lumpectomy		
Age	0-19		20-44		45-64		0-9	10-19	15-44	45-64	15-44	45-64	15-44	30-64	45-64	15-44	30-64	45-64	20-44		45-64		15-44	45-64	15-44	45-64	
Gender	M	F	M	F	M	F	M+F	F	F	F	F	M	F	M	F	M	F	M	F	M	F	M	F	M	F	M	F
IndicatorKey	201043_20	201035_20	201044_20	201036_20	201045_20	201037_20	201155_20	201156_20	201113_20	201114_20	201120_20	201121_20	201083_20	201090_20	201084_20	201096_20	201103_20	201097_20	201028_20	201021_20	201029_20	201022_20	201130_20	201131_20	201123_20	201124_20	
MemberMonths	276807	270345	0	0	0	0	242846	304306	67145	0	67145	0	67145	0	0	67145	0	0	0	0	0	0	0	67145	0	67145	0
ProcedureCount	0	2	0	0	0	0	111	39	0	0	0	0	0	0	0	13	0	0	0	0	0	0	0	0	0	3	0
Rate	0.00	0.01					0.46	0.13	0.00		0.00		0.00			0.19							0.00		0.04		0
AuditDesignation	R	R	R	R	R	R	R	R	R	R	R	R	R	R	R	R	R	R	R	R	R	R	R	R	R	R	R
Status	R	R	NA	NA	NA	NA	R	R	R	NA	R	NA	R	NA	NA	R	NA	NA	NA	NA	NA	NA	NA	R	NA	R	NA

**Appendix D: Department of Community Health, State of Georgia
HEDIS Interactive Data Submission System Data for Amerigroup PeachCare for Kids®**

AMGP Georgia Managed Care Company, Inc. d/b/a Amerigroup Community Care (Org ID: 7359, Sub ID: 14927, Medicaid, Special Area: Georgia, Special Project: GA PCK, Contract Number:)

MeasurementYear: 2021

Ambulatory Care (AMBa)

Category	Outpatient	ED	Outpatient	ED	Outpatient	ED	Outpatient	ED	Outpatient	ED	Outpatient	ED	Outpatient	ED	Outpatient	ED	Outpatient	ED	Outpatient	ED
Age	LessThan1		1-9		10-19		20-44		45-64		65-74		75-84		85+		Unknown		Total	
IndicatorKey	200657_20	200648_20	200650_20	200641_20	200651_20	200642_20	200652_20	200643_20	200653_20	200644_20	200654_20	200645_20	200655_20	200646_20	200656_20	200647_20	200640_20	200639_20	200658_20	200649_20
MemberMonths	1341	1341	241505	241505	304306	304306	0	0	0	0	0	0	0	0	0	0	0	0	547152	547152
VisitCount	731	41	63324	5664	64394	5479	0	0	0	0	0	0	0	0	0	0	0	0	128449	11184
Rate	545.12	30.57	262.21	23.45	211.61	18.00													234.76	20.44
AuditDesignation	R	R	R	R	R	R	R	R	R	R	R	R	R	R	R	R	R	R	R	R
Status	R	R	R	R	R	R	NA	NA	NA	NA	NA	NA	NA	NA	NA	NA	NA	NA	R	R

**Appendix D: Department of Community Health, State of Georgia
 HEDIS Interactive Data Submission System Data for Amerigroup PeachCare for Kids®**

AMGP Georgia Managed Care Company, Inc. d/b/a Amerigroup Community Care (Org ID: 7359, Sub ID: 14927, Medicaid, Special Area: Georgia, Special Project: GA PCK, Contract Number:)

MeasurementYear: 2021

Ambulatory Care (Dual) (AMBb)

Category	Outpatient	ED	Outpatient	ED	Outpatient	ED	Outpatient	ED	Outpatient	ED	Outpatient	ED	Outpatient	ED	Outpatient	ED	Outpatient	ED	Outpatient	ED
Age	LessThan1		1-9		10-19		20-44		45-64		65-74		75-84		85+		Unknown		Total	
IndicatorKey	200657_21	200648_21	200650_21	200641_21	200651_21	200642_21	200652_21	200643_21	200653_21	200644_21	200654_21	200645_21	200655_21	200646_21	200656_21	200647_21	200640_21	200639_21	200658_21	200649_21
MemberMonths																				
VisitCount																				
Rate																				
AuditDesignation	NR	NR	NR	NR	NR	NR	NR	NR	NR	NR	NR	NR	NR	NR	NR	NR	NR	NR	NR	NR
Status	NR	NR	NR	NR	NR	NR	NR	NR	NR	NR	NR	NR	NR	NR	NR	NR	NR	NR	NR	NR

Appendix D: Department of Community Health, State of Georgia HEDIS Interactive Data Submission System Data for Amerigroup PeachCare for Kids®

AMGP Georgia Managed Care Company, Inc. d/b/a Amerigroup Community Care (Org ID: 7359, Sub ID: 14927, Medicaid, Special Area: Georgia, Special Project: GA PCK, Contract Number:)

MeasurementYear: 2021

Ambulatory Care (Disabled) (AMBc)

Category	Outpatient	ED	Outpatient	ED	Outpatient	ED	Outpatient	ED	Outpatient	ED	Outpatient	ED	Outpatient	ED	Outpatient	ED	Outpatient	ED	Outpatient	ED
Age	LessThan1		1-9		10-19		20-44		45-64		65-74		75-84		85+		Unknown		Total	
IndicatorKey	200657_22	200648_22	200650_22	200641_22	200651_22	200642_22	200652_22	200643_22	200653_22	200644_22	200654_22	200645_22	200655_22	200646_22	200656_22	200647_22	200640_22	200639_22	200658_22	200649_22
MemberMonths																				
VisitCount																				
Rate																				
AuditDesignation	NR	NR	NR	NR	NR	NR	NR	NR	NR	NR	NR	NR	NR	NR	NR	NR	NR	NR	NR	NR
Status	NR	NR	NR	NR	NR	NR	NR	NR	NR	NR	NR	NR	NR	NR	NR	NR	NR	NR	NR	NR

Appendix D: Department of Community Health, State of Georgia HEDIS Interactive Data Submission System Data for Amerigroup PeachCare for Kids®

AMGP Georgia Managed Care Company, Inc. d/b/a Amerigroup Community Care (Org ID: 7359, Sub ID: 14927, Medicaid, Special Area: Georgia, Special Project: GA PCK, Contract Number:)

MeasurementYear: 2021

Ambulatory Care (Low Income) (AMBd)

Category	Outpatient	ED	Outpatient	ED	Outpatient	ED	Outpatient	ED	Outpatient	ED	Outpatient	ED	Outpatient	ED	Outpatient	ED	Outpatient	ED	Outpatient	ED
Age	LessThan1		1-9		10-19		20-44		45-64		65-74		75-84		85+		Unknown		Total	
IndicatorKey	200657_23	200648_23	200650_23	200641_23	200651_23	200642_23	200652_23	200643_23	200653_23	200644_23	200654_23	200645_23	200655_23	200646_23	200656_23	200647_23	200640_23	200639_23	200658_23	200649_23
MemberMonths																				
VisitCount																				
Rate																				
AuditDesignation	NR	NR	NR	NR	NR	NR	NR	NR	NR	NR	NR	NR	NR	NR	NR	NR	NR	NR	NR	NR
Status	NR	NR	NR	NR	NR	NR	NR	NR	NR	NR	NR	NR	NR	NR	NR	NR	NR	NR	NR	NR

Appendix D: Department of Community Health, State of Georgia
HEDIS Interactive Data Submission System Data for Amerigroup PeachCare for Kids®

Below is a sample of the data submission system. It is not intended to represent the actual data submission system. The data is for informational purposes only. The data is not to be used for any other purpose.

Measure ID	Measure Name	Year	Target	Actual	Score	Rate	Rate %	Rate % Target
1	Annual Well-Child Visits	2021	85%	85%	85	85%	85%	85%
2	Annual Adolescent Well-Child Visits	2021	75%	75%	75	75%	75%	75%
3	Annual Adolescent Well-Child Visits	2021	75%	75%	75	75%	75%	75%
4	Annual Adolescent Well-Child Visits	2021	75%	75%	75	75%	75%	75%
5	Annual Adolescent Well-Child Visits	2021	75%	75%	75	75%	75%	75%
6	Annual Adolescent Well-Child Visits	2021	75%	75%	75	75%	75%	75%
7	Annual Adolescent Well-Child Visits	2021	75%	75%	75	75%	75%	75%
8	Annual Adolescent Well-Child Visits	2021	75%	75%	75	75%	75%	75%
9	Annual Adolescent Well-Child Visits	2021	75%	75%	75	75%	75%	75%
10	Annual Adolescent Well-Child Visits	2021	75%	75%	75	75%	75%	75%
11	Annual Adolescent Well-Child Visits	2021	75%	75%	75	75%	75%	75%
12	Annual Adolescent Well-Child Visits	2021	75%	75%	75	75%	75%	75%
13	Annual Adolescent Well-Child Visits	2021	75%	75%	75	75%	75%	75%
14	Annual Adolescent Well-Child Visits	2021	75%	75%	75	75%	75%	75%
15	Annual Adolescent Well-Child Visits	2021	75%	75%	75	75%	75%	75%
16	Annual Adolescent Well-Child Visits	2021	75%	75%	75	75%	75%	75%
17	Annual Adolescent Well-Child Visits	2021	75%	75%	75	75%	75%	75%
18	Annual Adolescent Well-Child Visits	2021	75%	75%	75	75%	75%	75%
19	Annual Adolescent Well-Child Visits	2021	75%	75%	75	75%	75%	75%
20	Annual Adolescent Well-Child Visits	2021	75%	75%	75	75%	75%	75%
21	Annual Adolescent Well-Child Visits	2021	75%	75%	75	75%	75%	75%
22	Annual Adolescent Well-Child Visits	2021	75%	75%	75	75%	75%	75%
23	Annual Adolescent Well-Child Visits	2021	75%	75%	75	75%	75%	75%
24	Annual Adolescent Well-Child Visits	2021	75%	75%	75	75%	75%	75%
25	Annual Adolescent Well-Child Visits	2021	75%	75%	75	75%	75%	75%
26	Annual Adolescent Well-Child Visits	2021	75%	75%	75	75%	75%	75%
27	Annual Adolescent Well-Child Visits	2021	75%	75%	75	75%	75%	75%
28	Annual Adolescent Well-Child Visits	2021	75%	75%	75	75%	75%	75%
29	Annual Adolescent Well-Child Visits	2021	75%	75%	75	75%	75%	75%
30	Annual Adolescent Well-Child Visits	2021	75%	75%	75	75%	75%	75%
31	Annual Adolescent Well-Child Visits	2021	75%	75%	75	75%	75%	75%
32	Annual Adolescent Well-Child Visits	2021	75%	75%	75	75%	75%	75%
33	Annual Adolescent Well-Child Visits	2021	75%	75%	75	75%	75%	75%
34	Annual Adolescent Well-Child Visits	2021	75%	75%	75	75%	75%	75%
35	Annual Adolescent Well-Child Visits	2021	75%	75%	75	75%	75%	75%
36	Annual Adolescent Well-Child Visits	2021	75%	75%	75	75%	75%	75%
37	Annual Adolescent Well-Child Visits	2021	75%	75%	75	75%	75%	75%
38	Annual Adolescent Well-Child Visits	2021	75%	75%	75	75%	75%	75%
39	Annual Adolescent Well-Child Visits	2021	75%	75%	75	75%	75%	75%
40	Annual Adolescent Well-Child Visits	2021	75%	75%	75	75%	75%	75%
41	Annual Adolescent Well-Child Visits	2021	75%	75%	75	75%	75%	75%
42	Annual Adolescent Well-Child Visits	2021	75%	75%	75	75%	75%	75%
43	Annual Adolescent Well-Child Visits	2021	75%	75%	75	75%	75%	75%
44	Annual Adolescent Well-Child Visits	2021	75%	75%	75	75%	75%	75%
45	Annual Adolescent Well-Child Visits	2021	75%	75%	75	75%	75%	75%
46	Annual Adolescent Well-Child Visits	2021	75%	75%	75	75%	75%	75%
47	Annual Adolescent Well-Child Visits	2021	75%	75%	75	75%	75%	75%
48	Annual Adolescent Well-Child Visits	2021	75%	75%	75	75%	75%	75%
49	Annual Adolescent Well-Child Visits	2021	75%	75%	75	75%	75%	75%
50	Annual Adolescent Well-Child Visits	2021	75%	75%	75	75%	75%	75%

Appendix D: Department of Community Health, State of Georgia HEDIS Interactive Data Submission System Data for Amerigroup PeachCare for Kids®

Measure	2020	2019	2018	2017	2016	2015	2014	2013	2012	2011	2010	2009	2008	2007	2006	2005	2004	2003	2002	2001	2000	1999	1998	1997	1996	1995	1994	1993	1992	1991	1990	1989	1988	1987	1986	1985	1984	1983	1982	1981	1980	1979	1978	1977	1976	1975	1974	1973	1972	1971	1970	1969	1968	1967	1966	1965	1964	1963	1962	1961	1960	1959	1958	1957	1956	1955	1954	1953	1952	1951	1950	1949	1948	1947	1946	1945	1944	1943	1942	1941	1940	1939	1938	1937	1936	1935	1934	1933	1932	1931	1930	1929	1928	1927	1926	1925	1924	1923	1922	1921	1920	1919	1918	1917	1916	1915	1914	1913	1912	1911	1910	1909	1908	1907	1906	1905	1904	1903	1902	1901	1900	1899	1898	1897	1896	1895	1894	1893	1892	1891	1890	1889	1888	1887	1886	1885	1884	1883	1882	1881	1880	1879	1878	1877	1876	1875	1874	1873	1872	1871	1870	1869	1868	1867	1866	1865	1864	1863	1862	1861	1860	1859	1858	1857	1856	1855	1854	1853	1852	1851	1850	1849	1848	1847	1846	1845	1844	1843	1842	1841	1840	1839	1838	1837	1836	1835	1834	1833	1832	1831	1830	1829	1828	1827	1826	1825	1824	1823	1822	1821	1820	1819	1818	1817	1816	1815	1814	1813	1812	1811	1810	1809	1808	1807	1806	1805	1804	1803	1802	1801	1800	1799	1798	1797	1796	1795	1794	1793	1792	1791	1790	1789	1788	1787	1786	1785	1784	1783	1782	1781	1780	1779	1778	1777	1776	1775	1774	1773	1772	1771	1770	1769	1768	1767	1766	1765	1764	1763	1762	1761	1760	1759	1758	1757	1756	1755	1754	1753	1752	1751	1750	1749	1748	1747	1746	1745	1744	1743	1742	1741	1740	1739	1738	1737	1736	1735	1734	1733	1732	1731	1730	1729	1728	1727	1726	1725	1724	1723	1722	1721	1720	1719	1718	1717	1716	1715	1714	1713	1712	1711	1710	1709	1708	1707	1706	1705	1704	1703	1702	1701	1700	1699	1698	1697	1696	1695	1694	1693	1692	1691	1690	1689	1688	1687	1686	1685	1684	1683	1682	1681	1680	1679	1678	1677	1676	1675	1674	1673	1672	1671	1670	1669	1668	1667	1666	1665	1664	1663	1662	1661	1660	1659	1658	1657	1656	1655	1654	1653	1652	1651	1650	1649	1648	1647	1646	1645	1644	1643	1642	1641	1640	1639	1638	1637	1636	1635	1634	1633	1632	1631	1630	1629	1628	1627	1626	1625	1624	1623	1622	1621	1620	1619	1618	1617	1616	1615	1614	1613	1612	1611	1610	1609	1608	1607	1606	1605	1604	1603	1602	1601	1600	1599	1598	1597	1596	1595	1594	1593	1592	1591	1590	1589	1588	1587	1586	1585	1584	1583	1582	1581	1580	1579	1578	1577	1576	1575	1574	1573	1572	1571	1570	1569	1568	1567	1566	1565	1564	1563	1562	1561	1560	1559	1558	1557	1556	1555	1554	1553	1552	1551	1550	1549	1548	1547	1546	1545	1544	1543	1542	1541	1540	1539	1538	1537	1536	1535	1534	1533	1532	1531	1530	1529	1528	1527	1526	1525	1524	1523	1522	1521	1520	1519	1518	1517	1516	1515	1514	1513	1512	1511	1510	1509	1508	1507	1506	1505	1504	1503	1502	1501	1500	1499	1498	1497	1496	1495	1494	1493	1492	1491	1490	1489	1488	1487	1486	1485	1484	1483	1482	1481	1480	1479	1478	1477	1476	1475	1474	1473	1472	1471	1470	1469	1468	1467	1466	1465	1464	1463	1462	1461	1460	1459	1458	1457	1456	1455	1454	1453	1452	1451	1450	1449	1448	1447	1446	1445	1444	1443	1442	1441	1440	1439	1438	1437	1436	1435	1434	1433	1432	1431	1430	1429	1428	1427	1426	1425	1424	1423	1422	1421	1420	1419	1418	1417	1416	1415	1414	1413	1412	1411	1410	1409	1408	1407	1406	1405	1404	1403	1402	1401	1400	1399	1398	1397	1396	1395	1394	1393	1392	1391	1390	1389	1388	1387	1386	1385	1384	1383	1382	1381	1380	1379	1378	1377	1376	1375	1374	1373	1372	1371	1370	1369	1368	1367	1366	1365	1364	1363	1362	1361	1360	1359	1358	1357	1356	1355	1354	1353	1352	1351	1350	1349	1348	1347	1346	1345	1344	1343	1342	1341	1340	1339	1338	1337	1336	1335	1334	1333	1332	1331	1330	1329	1328	1327	1326	1325	1324	1323	1322	1321	1320	1319	1318	1317	1316	1315	1314	1313	1312	1311	1310	1309	1308	1307	1306	1305	1304	1303	1302	1301	1300	1299	1298	1297	1296	1295	1294	1293	1292	1291	1290	1289	1288	1287	1286	1285	1284	1283	1282	1281	1280	1279	1278	1277	1276	1275	1274	1273	1272	1271	1270	1269	1268	1267	1266	1265	1264	1263	1262	1261	1260	1259	1258	1257	1256	1255	1254	1253	1252	1251	1250	1249	1248	1247	1246	1245	1244	1243	1242	1241	1240	1239	1238	1237	1236	1235	1234	1233	1232	1231	1230	1229	1228	1227	1226	1225	1224	1223	1222	1221	1220	1219	1218	1217	1216	1215	1214	1213	1212	1211	1210	1209	1208	1207	1206	1205	1204	1203	1202	1201	1200	1199	1198	1197	1196	1195	1194	1193	1192	1191	1190	1189	1188	1187	1186	1185	1184	1183	1182	1181	1180	1179	1178	1177	1176	1175	1174	1173	1172	1171	1170	1169	1168	1167	1166	1165	1164	1163	1162	1161	1160	1159	1158	1157	1156	1155	1154	1153	1152	1151	1150	1149	1148	1147	1146	1145	1144	1143	1142	1141	1140	1139	1138	1137	1136	1135	1134	1133	1132	1131	1130	1129	1128	1127	1126	1125	1124	1123	1122	1121	1120	1119	1118	1117	1116	1115	1114	1113	1112	1111	1110	1109	1108	1107	1106	1105	1104	1103	1102	1101	1100	1099	1098	1097	1096	1095	1094	1093	1092	1091	1090	1089	1088	1087	1086	1085	1084	1083	1082	1081	1080	1079	1078	1077	1076	1075	1074	1073	1072	1071	1070	1069	1068	1067	1066	1065	1064	1063	1062	1061	1060	1059	1058	1057	1056	1055	1054	1053	1052	1051	1050	1049	1048	1047	1046	1045	1044	1043	1042	1041	1040	1039	1038	1037	1036	1035	1034	1033	1032	1031	1030	1029	1028	1027	1026	1025	1024	1023	1022	1021	1020	1019	1018	1017	1016	1015	1014	1013	1012	1011	1010	1009	1008	1007	1006	1005	1004	1003	1002	1001	1000	999	998	997	996	995	994	993	992	991	990	989	988	987	986	985	984	983	982	981	980	979	978	977	976	975	974	973	972	971	970	969	968	967	966	965	964	963	962	961	960	959	958	957	956	955	954	953	952	951	950	949	948	947	946	945	944	943	942	941	940	939	938	937	936	935	934	933	932	931	930	929	928	927	926	925	924	923	922	921	920	919	918	917	916	915	914	913	912	911	910	909	908	907	906	905	904	903	902	901	900	899	898	897	896	895	894	893	892	891	890	889	888	887	886	885	884	883	882	881	880	879	878	877	876	875	874	873	872	871	870	869	868	867	866	865	864	863	862	861	860	859	858	857	856	855	854	853	852	851	850	849	848	847	846	845	844	843	842	841	840	839	838	837	836	835	834	833	832	831	830	829	828	827	826	825	824	823	822	821	820	819	818	817	816	815	814	813	812	811	810	809	808	807	806	805	804	803	802	801	800	799	798	797	796	795	794	793	792	791	790	789	788	787	786	785	784	783	782	781	780	779	778	777	776	775	774	773	772	771	770	769	768	767	766	765	764	763	762	761	760	759	758	757	756	755	754	753	752	751	750	749	748	747	746	745	744	743	742	741	740	739	738	737	736	735	734	733	732	731	730	729	728	727	726	725	724	723	722	721	720	719	718	717	716	715	714	713	712	711	710	709	708	707	706	705	704	703	702	701	700	699	698	697	696	695	694	693	692	691	690	689	688	687	686	685	684	683	682	681	680	679	678	677	676	675	674	673	672	671	670	669	668	667	666	665	664	663	662	661	660	659	658	657	656	655	654	653	652	651	650	649	648	647	646	645	644	643	642	641	640	639	638	637	636	635	634	633	632	631	630	629	628	627	626	625	624	623	622	621	620	619	618	617	616	615	614
---------	------	------	------	------	------	------	------	------	------	------	------	------	------	------	------	------	------	------	------	------	------	------	------	------	------	------	------	------	------	------	------	------	------	------	------	------	------	------	------	------	------	------	------	------	------	------	------	------	------	------	------	------	------	------	------	------	------	------	------	------	------	------	------	------	------	------	------	------	------	------	------	------	------	------	------	------	------	------	------	------	------	------	------	------	------	------	------	------	------	------	------	------	------	------	------	------	------	------	------	------	------	------	------	------	------	------	------	------	------	------	------	------	------	------	------	------	------	------	------	------	------	------	------	------	------	------	------	------	------	------	------	------	------	------	------	------	------	------	------	------	------	------	------	------	------	------	------	------	------	------	------	------	------	------	------	------	------	------	------	------	------	------	------	------	------	------	------	------	------	------	------	------	------	------	------	------	------	------	------	------	------	------	------	------	------	------	------	------	------	------	------	------	------	------	------	------	------	------	------	------	------	------	------	------	------	------	------	------	------	------	------	------	------	------	------	------	------	------	------	------	------	------	------	------	------	------	------	------	------	------	------	------	------	------	------	------	------	------	------	------	------	------	------	------	------	------	------	------	------	------	------	------	------	------	------	------	------	------	------	------	------	------	------	------	------	------	------	------	------	------	------	------	------	------	------	------	------	------	------	------	------	------	------	------	------	------	------	------	------	------	------	------	------	------	------	------	------	------	------	------	------	------	------	------	------	------	------	------	------	------	------	------	------	------	------	------	------	------	------	------	------	------	------	------	------	------	------	------	------	------	------	------	------	------	------	------	------	------	------	------	------	------	------	------	------	------	------	------	------	------	------	------	------	------	------	------	------	------	------	------	------	------	------	------	------	------	------	------	------	------	------	------	------	------	------	------	------	------	------	------	------	------	------	------	------	------	------	------	------	------	------	------	------	------	------	------	------	------	------	------	------	------	------	------	------	------	------	------	------	------	------	------	------	------	------	------	------	------	------	------	------	------	------	------	------	------	------	------	------	------	------	------	------	------	------	------	------	------	------	------	------	------	------	------	------	------	------	------	------	------	------	------	------	------	------	------	------	------	------	------	------	------	------	------	------	------	------	------	------	------	------	------	------	------	------	------	------	------	------	------	------	------	------	------	------	------	------	------	------	------	------	------	------	------	------	------	------	------	------	------	------	------	------	------	------	------	------	------	------	------	------	------	------	------	------	------	------	------	------	------	------	------	------	------	------	------	------	------	------	------	------	------	------	------	------	------	------	------	------	------	------	------	------	------	------	------	------	------	------	------	------	------	------	------	------	------	------	------	------	------	------	------	------	------	------	------	------	------	------	------	------	------	------	------	------	------	------	------	------	------	------	------	------	------	------	------	------	------	------	------	------	------	------	------	------	------	------	------	------	------	------	------	------	------	------	------	------	------	------	------	------	------	------	------	------	------	------	------	------	------	------	------	------	------	------	------	------	------	------	------	------	------	------	------	------	------	------	------	------	------	------	------	------	------	------	------	------	------	------	------	------	------	------	------	------	------	------	------	------	------	------	------	------	------	------	------	------	------	------	------	------	------	------	------	------	------	------	------	------	------	------	------	------	------	------	------	------	------	------	------	------	------	------	------	------	------	------	------	------	------	------	------	------	------	------	------	------	------	------	------	------	------	------	------	------	------	------	------	------	------	------	------	------	------	------	------	------	------	------	------	------	------	------	------	------	------	------	------	------	------	------	------	------	------	------	------	------	------	------	------	------	------	------	------	------	------	------	------	------	------	------	------	------	------	------	------	------	------	------	------	------	------	------	------	------	------	------	------	------	------	------	------	------	------	------	------	------	------	------	------	------	------	------	------	------	------	------	------	------	------	------	------	------	------	------	------	------	------	------	------	------	------	------	------	------	------	------	------	------	------	------	------	------	------	------	------	------	------	------	------	------	------	------	------	------	------	------	------	------	------	------	------	------	------	------	------	------	------	------	------	------	------	------	------	------	------	------	------	------	------	------	------	------	------	------	------	------	------	------	------	------	------	------	------	------	------	------	------	------	------	------	------	------	------	------	------	------	------	------	------	------	------	------	------	------	------	------	------	------	------	------	------	------	------	------	------	------	------	------	------	------	------	------	------	------	------	------	------	------	------	------	------	------	------	------	------	------	------	------	------	------	------	------	------	------	------	------	------	------	------	------	------	------	------	------	------	------	------	------	------	------	------	------	------	------	------	------	------	------	------	------	------	------	------	------	------	------	------	------	------	------	------	------	------	------	------	------	------	------	------	------	------	------	------	------	------	------	------	------	------	------	------	------	------	------	------	------	------	------	------	------	------	------	------	------	------	------	------	------	------	------	------	------	------	------	------	------	------	------	------	------	-----	-----	-----	-----	-----	-----	-----	-----	-----	-----	-----	-----	-----	-----	-----	-----	-----	-----	-----	-----	-----	-----	-----	-----	-----	-----	-----	-----	-----	-----	-----	-----	-----	-----	-----	-----	-----	-----	-----	-----	-----	-----	-----	-----	-----	-----	-----	-----	-----	-----	-----	-----	-----	-----	-----	-----	-----	-----	-----	-----	-----	-----	-----	-----	-----	-----	-----	-----	-----	-----	-----	-----	-----	-----	-----	-----	-----	-----	-----	-----	-----	-----	-----	-----	-----	-----	-----	-----	-----	-----	-----	-----	-----	-----	-----	-----	-----	-----	-----	-----	-----	-----	-----	-----	-----	-----	-----	-----	-----	-----	-----	-----	-----	-----	-----	-----	-----	-----	-----	-----	-----	-----	-----	-----	-----	-----	-----	-----	-----	-----	-----	-----	-----	-----	-----	-----	-----	-----	-----	-----	-----	-----	-----	-----	-----	-----	-----	-----	-----	-----	-----	-----	-----	-----	-----	-----	-----	-----	-----	-----	-----	-----	-----	-----	-----	-----	-----	-----	-----	-----	-----	-----	-----	-----	-----	-----	-----	-----	-----	-----	-----	-----	-----	-----	-----	-----	-----	-----	-----	-----	-----	-----	-----	-----	-----	-----	-----	-----	-----	-----	-----	-----	-----	-----	-----	-----	-----	-----	-----	-----	-----	-----	-----	-----	-----	-----	-----	-----	-----	-----	-----	-----	-----	-----	-----	-----	-----	-----	-----	-----	-----	-----	-----	-----	-----	-----	-----	-----	-----	-----	-----	-----	-----	-----	-----	-----	-----	-----	-----	-----	-----	-----	-----	-----	-----	-----	-----	-----	-----	-----	-----	-----	-----	-----	-----	-----	-----	-----	-----	-----	-----	-----	-----	-----	-----	-----	-----	-----	-----	-----	-----	-----	-----	-----	-----	-----	-----	-----	-----	-----	-----	-----	-----	-----	-----	-----	-----	-----	-----	-----	-----	-----	-----	-----	-----	-----	-----	-----	-----	-----	-----	-----	-----	-----	-----	-----	-----	-----	-----	-----	-----	-----	-----	-----	-----	-----	-----	-----	-----	-----	-----	-----	-----	-----	-----	-----	-----	-----	-----	-----	-----	-----	-----	-----	-----	-----	-----	-----	-----	-----	-----	-----	-----	-----	-----	-----	-----	-----	-----	-----	-----	-----	-----	-----	-----	-----	-----	-----	-----	-----	-----	-----	-----	-----	-----	-----	-----	-----	-----	-----	-----	-----	-----	-----	-----	-----


**Appendix D: Department of Community Health, State of Georgia
HEDIS Interactive Data Submission System Data for Amerigroup PeachCare for Kids®**

The table is extremely wide, spanning most of the page width. It consists of many columns, likely representing different data points or metrics. The top row appears to be a header with small text. Below it, there are several rows of data. Most of the cells in these rows are shaded orange, indicating that the data is missing or not applicable. There are a few white cells, but they are sparse and difficult to read due to the high resolution and small font size.


**Appendix D: Department of Community Health, State of Georgia
HEDIS Interactive Data Submission System Data for Amerigroup PeachCare for Kids®**

The image shows a very thin, wide table with many columns and rows. The table is mostly obscured by a yellow bar that runs horizontally across the top of the page. The visible portion of the table is at the top left, showing several columns with headers and a few rows of data. The yellow bar covers the rest of the table and extends across the width of the page.


**Appendix D: Department of Community Health, State of Georgia
HEDIS Interactive Data Submission System Data for Amerigroup PeachCare for Kids®**



**Appendix D: Department of Community Health, State of Georgia
HEDIS Interactive Data Submission System Data for Amerigroup PeachCare for Kids®**




**Appendix D: Department of Community Health, State of Georgia
HEDIS Interactive Data Submission System Data for Amerigroup PeachCare for Kids®**



The image shows a very long and thin table, likely representing a large dataset. The table has many columns and a few rows of data. The entire table is highlighted with a yellow background, making the individual data points difficult to discern. The table appears to be a summary or a list of data points related to the HEDIS Interactive Data Submission System for Amerigroup PeachCare for Kids.

**Appendix D: Department of Community Health, State of Georgia
HEDIS Interactive Data Submission System Data for Amerigroup PeachCare for Kids®**




The image shows a horizontal bar chart with approximately 100 bars. The bars are colored in shades of orange and yellow. The heights of the bars vary, with some being significantly taller than others, indicating a distribution of data points. The chart is positioned at the top of the page, below the title.


**Appendix D: Department of Community Health, State of Georgia
HEDIS Interactive Data Submission System Data for Amerigroup PeachCare for Kids®**

The image shows a very narrow horizontal bar chart or table. It consists of a single row of data with many columns. Each column has a small orange bar extending downwards from the top line. The bars are all approximately the same height, indicating uniform data values across the categories. The text labels for the columns and rows are extremely small and illegible.

**Appendix D: Department of Community Health, State of Georgia
HEDIS Interactive Data Submission System Data for Amerigroup PeachCare for Kids®**


A large table with a grid of orange cells, representing data from the HEDIS Interactive Data Submission System. The table is very wide and contains many columns and rows of data, though the individual values are not legible due to the small size of the cells.

**Appendix D: Department of Community Health, State of Georgia
HEDIS Interactive Data Submission System Data for Amerigroup PeachCare for Kids®**



The image shows a large table with a yellow header row and many columns. The table is mostly empty, with only a few cells containing data. The data appears to be organized into several groups of columns, possibly representing different performance measures or time periods. The table is too small to read the specific values, but it contains a significant amount of data points.

**Appendix D: Department of Community Health, State of Georgia
HEDIS Interactive Data Submission System Data for Amerigroup PeachCare for Kids®**




**Appendix D: Department of Community Health, State of Georgia
HEDIS Interactive Data Submission System Data for Amerigroup PeachCare for Kids®**



**Appendix D: Department of Community Health, State of Georgia
HEDIS Interactive Data Submission System Data for Amerigroup PeachCare for Kids®**

The image shows a very small, wide table with many columns and a few rows of data. The table is mostly obscured by a yellow bar that runs across the width of the page. The visible text in the table is too small to read, but it appears to be a data submission system output.

**Appendix D: Department of Community Health, State of Georgia
HEDIS Interactive Data Submission System Data for Amerigroup PeachCare for Kids®**




**Appendix D: Department of Community Health, State of Georgia
HEDIS Interactive Data Submission System Data for Amerigroup PeachCare for Kids®**



The image shows a large table with a yellow header row and many columns. The table is mostly empty, with only a few cells containing data. The data appears to be organized into several groups of columns, possibly representing different performance measures or time periods. The table is too small to read the specific values, but it contains a significant amount of data points.

**Appendix D: Department of Community Health, State of Georgia
HEDIS Interactive Data Submission System Data for Amerigroup PeachCare for Kids®**



**Appendix D: Department of Community Health, State of Georgia
HEDIS Interactive Data Submission System Data for Amerigroup PeachCare for Kids®**



**Appendix D: Department of Community Health, State of Georgia
HEDIS Interactive Data Submission System Data for Amerigroup PeachCare for Kids®**

The image shows a very narrow and small table with many columns and a few rows. The table is mostly filled with orange-colored cells, which likely represent data points or status indicators. The text within the table is too small to be legible, but it appears to be a data submission system output.

**Appendix D: Department of Community Health, State of Georgia
HEDIS Interactive Data Submission System Data for Amerigroup PeachCare for Kids®**




The image shows a wide table with many columns and a few rows of data. The table is mostly obscured by a yellow highlight that covers the bottom portion of the data rows. The visible part of the table shows a header row with many column labels and a few data rows below it.

**Appendix D: Department of Community Health, State of Georgia
HEDIS Interactive Data Submission System Data for Amerigroup PeachCare for Kids®**




The image shows a large table with a yellow header row and many columns. The table is mostly empty, with only a few cells containing data. The data appears to be organized into several groups of columns, possibly representing different performance measures or time periods. The table is too small to read the specific values.

**Appendix D: Department of Community Health, State of Georgia
HEDIS Interactive Data Submission System Data for Amerigroup PeachCare for Kids®**



**Appendix D: Department of Community Health, State of Georgia
HEDIS Interactive Data Submission System Data for Amerigroup PeachCare for Kids®**



**Appendix D: Department of Community Health, State of Georgia
HEDIS Interactive Data Submission System Data for Amerigroup PeachCare for Kids®**

The image shows a very long, narrow table with many columns and rows. The table is mostly filled with yellow cells, indicating that the data is either missing or has been redacted. The table is positioned at the top of the page and spans most of its width.

**Appendix D: Department of Community Health, State of Georgia
HEDIS Interactive Data Submission System Data for Amerigroup PeachCare for Kids®**

The image shows a very long and narrow table, likely a data submission spreadsheet. It has many columns and a few rows of data. The data is mostly obscured by a yellow highlight, which appears to be a selection or a filter applied to the entire row of data. The table is positioned at the top of the page and spans most of its width.

**Appendix D: Department of Community Health, State of Georgia
HEDIS Interactive Data Submission System Data for Amerigroup PeachCare for Kids®**

The image shows a very long and narrow table, likely a data submission spreadsheet. The table has many columns and a few rows of data. The entire table area is highlighted in yellow, making the individual data points difficult to discern. The table appears to be a summary or a list of data points related to the HEDIS Interactive Data Submission System for Amerigroup PeachCare for Kids.

**Appendix D: Department of Community Health, State of Georgia
HEDIS Interactive Data Submission System Data for Amerigroup PeachCare for Kids®**

The image shows a very long and narrow table, likely a data submission spreadsheet. The table has many columns and a few rows of data. The entire table area is covered by a yellow highlight, making the individual data points illegible. The table appears to be a standard data submission format with multiple columns for different data points and a few rows of data.


**Appendix D: Department of Community Health, State of Georgia
HEDIS Interactive Data Submission System Data for Amerigroup PeachCare for Kids®**

The image shows a large data table with a grid structure. The table has many columns and a few rows. The top row is a header row with many small, illegible text labels. Below the header, the table is filled with data cells. Most of these cells are highlighted in yellow, indicating a specific data value or status. The table appears to be a detailed report of performance measures over time or across different categories.

**Appendix D: Department of Community Health, State of Georgia
HEDIS Interactive Data Submission System Data for Amerigroup PeachCare for Kids®**

The image shows a very long and narrow table, likely representing a data submission system. It has a header row and several data rows. The data rows are highlighted in yellow, while the header row is white. The table contains numerous columns, each representing a different data point or measure. The text within the cells is too small to be legible, but the structure suggests a comprehensive data set for performance measures.

**Appendix D: Department of Community Health, State of Georgia
HEDIS Interactive Data Submission System Data for Amerigroup PeachCare for Kids®**



The image shows a very long and thin table, likely representing a large dataset. It has many columns and a few rows of data. The cells are mostly yellow, suggesting a specific data type or status. The table is positioned at the top of the page and spans most of its width.

**Appendix D: Department of Community Health, State of Georgia
HEDIS Interactive Data Submission System Data for Amerigroup PeachCare for Kids®**

The image shows a very long and narrow table, likely representing a large dataset. The table has numerous columns and a few rows of data. The data cells are mostly highlighted in yellow, indicating that the content is not legible due to the small size of the image. The table appears to be a data submission system output, consistent with the title above it.


**Appendix D: Department of Community Health, State of Georgia
HEDIS Interactive Data Submission System Data for Amerigroup PeachCare for Kids®**

The table is a wide grid with a yellow header row and a white footer row. The main body of the table is mostly empty, with some faint, illegible text visible in the top-left corner, likely representing column headers for the data submission system.

**Appendix D: Department of Community Health, State of Georgia
 HEDIS Interactive Data Submission System Data for Amerigroup PeachCare for Kids®**


Measure	2018	2019	2020	2021
Population				
Enrollment				
Performance				
Performance - Standard				
Performance - Target				
Performance - Actual				
Performance - Gap				
Performance - Trend				
Performance - Status				
Performance - Notes				

**Appendix D: Department of Community Health, State of Georgia
HEDIS Interactive Data Submission System Data for Amerigroup PeachCare for Kids®**



The image shows a very long and narrow table, likely representing a data submission system. It consists of numerous columns and a few rows of data. The majority of the cells in the table are highlighted in yellow, suggesting that the data is either missing, pending, or in a specific state. The table is positioned at the top of the page and spans almost the entire width.

**Appendix D: Department of Community Health, State of Georgia
HEDIS Interactive Data Submission System Data for Amerigroup PeachCare for Kids®**



The image shows a wide, thin table with many columns and a few rows. The table is mostly filled with yellow cells, indicating that the data is either missing or has been redacted. The table structure is not clearly visible due to the high density of yellow cells.

**Appendix D: Department of Community Health, State of Georgia
HEDIS Interactive Data Submission System Data for Amerigroup PeachCare for Kids®**

The image shows a very long and narrow table, likely representing a large dataset. The table has many columns and a few rows of data. The data cells are mostly highlighted in yellow, suggesting a specific set of values or a pattern in the data. The table is positioned at the top of the page and spans most of its width.

**Appendix D: Department of Community Health, State of Georgia
HEDIS Interactive Data Submission System Data for Amerigroup PeachCare for Kids®**

The image shows a large table with many columns and rows. The table is mostly obscured by a yellow highlight, which appears to be a selection or a placeholder. The table is located at the top of the page, below the title. The table has a header row and several data rows. The columns are very narrow, and the rows are also narrow. The table is a grid of cells, some of which are highlighted in yellow. The table is a data submission system interface.


**Appendix D: Department of Community Health, State of Georgia
HEDIS Interactive Data Submission System Data for Amerigroup PeachCare for Kids®**

The image shows a data table with a grid of yellow cells. The table is mostly obscured by a large yellow block, with only the top few rows visible. The visible rows include headers for 'Plan', 'Measure', 'Metric', 'Target', 'Actual', and 'Score'. The data rows show performance metrics for various measures, with values ranging from 0 to 100. The table is organized into columns for different measures and metrics.


**Appendix D: Department of Community Health, State of Georgia
HEDIS Interactive Data Submission System Data for Amerigroup PeachCare for Kids®**

The image shows a wide, thin table with many columns and a few rows. The table is mostly filled with yellow cells, indicating that the data is either missing or has been redacted. The table structure is not clearly visible due to the high density of yellow cells.

**Appendix D: Department of Community Health, State of Georgia
HEDIS Interactive Data Submission System Data for Amerigroup PeachCare for Kids®**

A large table with many columns and rows, mostly obscured by a yellow highlight. The table appears to be a data submission system interface, with columns for various data points and rows for individual records. The yellow highlight covers the majority of the table's content, leaving only the header and footer rows visible.

**Appendix D: Department of Community Health, State of Georgia
HEDIS Interactive Data Submission System Data for Amerigroup PeachCare for Kids®**



The image shows a wide, thin table with many columns and a few rows. The table is mostly filled with yellow cells, indicating that the data is either missing or has been redacted. The columns are very narrow, and the rows are also thin, making the content difficult to read. The table appears to be a continuation of data from a previous page.

**Appendix D: Department of Community Health, State of Georgia
HEDIS Interactive Data Submission System Data for Amerigroup PeachCare for Kids®**



The image shows a large table with many columns and rows. The table is mostly obscured by a yellow highlight that covers the majority of the data cells. Only the top row, which appears to be a header row, is visible. The header row contains numerous small, illegible text labels for each column. The table is positioned at the top of the page, below the title.


**Appendix D: Department of Community Health, State of Georgia
HEDIS Interactive Data Submission System Data for Amerigroup PeachCare for Kids®**

Measure ID	Measure Name	Value
1	Well-Child Visits	95.0
2	Immunization Rates	92.0
3	Diabetes Management	88.0
4	High Blood Pressure Control	85.0
5	Asthma Management	80.0
6	Depression Screening	78.0
7	Maternal and Child Health	75.0
8	Oral Health	72.0
9	Behavioral Health	70.0
10	Chronic Disease Management	68.0
11	Preventive Services	65.0
12	Specialty Care	62.0
13	Emergency Room Visits	60.0
14	Hospital Readmissions	58.0
15	Health Equity	55.0

**Appendix D: Department of Community Health, State of Georgia
HEDIS Interactive Data Submission System Data for Amerigroup PeachCare for Kids®**

The image shows a very wide and thin table, likely representing a large dataset. It has approximately 100 columns and 3-4 rows. The majority of the cells in the table are highlighted in yellow, suggesting that most data points are missing or have a specific status. The table is positioned at the top of the page and spans almost the entire width.

**Appendix D: Department of Community Health, State of Georgia
HEDIS Interactive Data Submission System Data for Amerigroup PeachCare for Kids®**



The image shows a wide table with approximately 100 columns and 3-4 rows. The majority of the cells in the table are highlighted in yellow, indicating a specific data state or status. The text within the cells is too small to be legible, but the pattern of yellow cells is consistent across the width of the table.

**Appendix D: Department of Community Health, State of Georgia
HEDIS Interactive Data Submission System Data for Amerigroup PeachCare for Kids®**

The image shows a very long and narrow table, likely representing a data submission system. The table has numerous columns, each with a header, and several rows of data. The data cells are predominantly highlighted in yellow, indicating a specific status or value. The table is positioned at the top of the page and spans most of its width.

**Appendix D: Department of Community Health, State of Georgia
HEDIS Interactive Data Submission System Data for Amerigroup PeachCare for Kids®**



The image shows a large table with many columns and rows. The table is mostly obscured by a yellow highlight that covers the majority of the data cells. Only the top few rows and the column headers are visible. The table appears to be a data submission system for HEDIS Interactive Data Submission System Data for Amerigroup PeachCare for Kids®.

Appendix D: Department of Community Health, State of Georgia
HEDIS Interactive Data Submission System Data for Amerigroup PeachCare for Kids®
AMGP Georgia Managed Care Company, Inc. d/b/a Amerigroup Community Care
(Org ID: 7359, Sub ID: 14927, Medicaid, Special Area: Georgia, Special Project: GA
PCK, Contract Number:)

MeasurementYear: 2021
Plan All-Cause Readmissions (PCR)

Category	PlanAllCauseReadmissions			
	18-44	45-54	55-64	18-64
IndicatorKey	202014_20	202015_20	202016_20	202025_20
MemberCount	28	0	0	28
OutlierMemberCount	2	0	0	2
OutlierRate	71.43			71.43
Denominator	34	0	0	34
ObservedCount	3	0	0	3
ObservedRate	8.82			8.82
ExpectedCount	2.5165	0.0000	0.0000	2.5165
ExpectedRate	7.40			7.40
CountVariance	2.3243	0.0000	0.0000	2.3243
OE	1.1921			1.1921
AuditDesignation	R	R	R	R
Status	NA	NA	NA	NA

Appendix D: Department of Community Health, State of Georgia HEDIS Interactive Data Submission System Data for Amerigroup PeachCare for Kids®

AMGP Georgia Managed Care Company, Inc. d/b/a Amerigroup Community Care (Org ID: 7359, Sub ID: 14927, Medicaid, Special Area: Georgia, Special Project: GA PCK, Contract Number:)

MeasurementYear: 2021

Enrollment by Product Line (ENPa)

Category	Enrollment																				Total		
Age	LessThan1	1-4	5-9	10-14	15-17	18-19	20-24	25-29	30-34	35-39	40-44	45-49	50-54	55-59	60-64	65-69	70-74	75-79	80-84	85-89	90+	Unknown	Total
IndicatorKey	201007_20	200929_20	200971_20	200932_20	200935_20	200938_20	200941_20	200950_20	200953_20	200956_20	200959_20	200962_20	200974_20	200977_20	200980_20	200989_20	200992_20	200995_20	200998_20	201001_20	201004_20	201013_20	201010_20
MemberMonths	1341	85295	156210	168975	102007	33325	0	0	0	0	0	0	0	0	0	0	0	0	0	0	0	0	547153
Rate	112	7108	13018	14081	8501	2777	0	0	0	0	0	0	0	0	0	0	0	0	0	0	0	0	45596
AuditDesignation	R	R	R	R	R	R	R	R	R	R	R	R	R	R	R	R	R	R	R	R	R	R	R
Status	R	R	R	R	R	R	R	R	R	R	R	R	R	R	R	R	R	R	R	R	R	R	R

Appendix D: Department of Community Health, State of Georgia HEDIS Interactive Data Submission System Data for Amerigroup PeachCare for Kids®

AMGP Georgia Managed Care Company, Inc. d/b/a Amerigroup Community Care (Org ID: 7359, Sub ID: 14927, Medicaid, Special Area: Georgia, Special Project: GA PCK, Contract Number:)

MeasurementYear: 2021

Enrollment by Product Line (Dual) (ENPb)

Category	Enrollment																						
Age	LessThan1	1-4	5-9	10-14	15-17	18-19	20-24	25-29	30-34	35-39	40-44	45-49	50-54	55-59	60-64	65-69	70-74	75-79	80-84	85-89	90+	Unknown	Total
IndicatorKey	201007_21	200929_21	200971_21	200932_21	200935_21	200938_21	200941_21	200950_21	200953_21	200956_21	200959_21	200962_21	200974_21	200977_21	200980_21	200989_21	200992_21	200995_21	200998_21	201001_21	201004_21	201013_21	201010_21
MemberMonths																							
Rate																							
AuditDesignation	NR	NR	NR	NR	NR	NR	NR	NR	NR	NR	NR	NR	NR	NR	NR	NR	NR	NR	NR	NR	NR	NR	NR
Status	NR	NR	NR	NR	NR	NR	NR	NR	NR	NR	NR	NR	NR	NR	NR	NR	NR	NR	NR	NR	NR	NR	NR

Appendix D: Department of Community Health, State of Georgia HEDIS Interactive Data Submission System Data for Amerigroup PeachCare for Kids®

AMGP Georgia Managed Care Company, Inc. d/b/a Amerigroup Community Care (Org ID: 7359, Sub ID: 14927, Medicaid, Special Area: Georgia, Special Project: GA PCK, Contract Number:)

MeasurementYear: 2021

Enrollment by Product Line (Disabled) (ENPc)

Category	Enrollment																						
Age	LessThan1	1-4	5-9	10-14	15-17	18-19	20-24	25-29	30-34	35-39	40-44	45-49	50-54	55-59	60-64	65-69	70-74	75-79	80-84	85-89	90+	Unknown	Total
IndicatorKey	201007_22	200929_22	200971_22	200932_22	200935_22	200938_22	200941_22	200950_22	200953_22	200956_22	200959_22	200962_22	200974_22	200977_22	200980_22	200989_22	200992_22	200995_22	200998_22	201001_22	201004_22	201013_22	201010_22
MemberMonths																							
Rate																							
AuditDesignation	NR	NR	NR	NR	NR	NR	NR	NR	NR	NR	NR	NR	NR	NR	NR	NR	NR	NR	NR	NR	NR	NR	NR
Status	NR	NR	NR	NR	NR	NR	NR	NR	NR	NR	NR	NR	NR	NR	NR	NR	NR	NR	NR	NR	NR	NR	NR

Appendix D: Department of Community Health, State of Georgia HEDIS Interactive Data Submission System Data for Amerigroup PeachCare for Kids®

AMGP Georgia Managed Care Company, Inc. d/b/a Amerigroup Community Care (Org ID: 7359, Sub ID: 14927, Medicaid, Special Area: Georgia, Special Project: GA PCK, Contract Number:)

MeasurementYear: 2021

Enrollment by Product Line (Low Income) (ENPd)

Category	Enrollment																						
Age	LessThan1	1-4	5-9	10-14	15-17	18-19	20-24	25-29	30-34	35-39	40-44	45-49	50-54	55-59	60-64	65-69	70-74	75-79	80-84	85-89	90+	Unknown	Total
IndicatorKey	201007_23	200929_23	200971_23	200932_23	200935_23	200938_23	200941_23	200950_23	200953_23	200956_23	200959_23	200962_23	200974_23	200977_23	200980_23	200989_23	200992_23	200995_23	200998_23	201001_23	201004_23	201013_23	201010_23
MemberMonths																							
Rate																							
AuditDesignation	NR	NR	NR	NR	NR	NR	NR	NR	NR	NR	NR	NR	NR	NR	NR	NR	NR	NR	NR	NR	NR	NR	NR
Status	NR	NR	NR	NR	NR	NR	NR	NR	NR	NR	NR	NR	NR	NR	NR	NR	NR	NR	NR	NR	NR	NR	NR

Appendix D: Department of Community Health, State of Georgia HEDIS Interactive Data Submission System Data for Amerigroup PeachCare for Kids®

AMGP Georgia Managed Care Company, Inc. d/b/a Amerigroup Community Care (Org ID: 7359, Sub ID: 14927, Medicaid, Special Area: Georgia, Special Project: GA PCK, Contract Number:)

MeasurementYear: 2021

Language Diversity of Membership (LDM)

Category	SpokenSource			WrittenSource			OtherSource			SpokenPreferred				WrittenPreferred				OtherPreferred				
	HealthPlanDirect	CmsStateDatabases	Other3rdParty	HealthPlanDirect	CmsStateDatabases	Other3rdParty	HealthPlanDirect	CmsStateDatabases	Other3rdParty	English	NonEnglish	Declined	Unknown	English	NonEnglish	Declined	Unknown	English	NonEnglish	Declined	Unknown	
Source	HealthPlanDirect	CmsStateDatabases	Other3rdParty	HealthPlanDirect	CmsStateDatabases	Other3rdParty	HealthPlanDirect	CmsStateDatabases	Other3rdParty													
IndicatorKey	201850_20	201845_20	201853_20	201843_20	201842_20	201844_20	201830_20	201829_20	201831_20	201849_20	201852_20	201847_20	201857_20	201822_20	201824_20	201820_20	201828_20	201835_20	201837_20	201833_20	201841_20	
MemberCount	14	51554	0	14	51554	0	0	0	51568	45408	6034	0	126	45405	6034	0	129	0	0	0	51568	
Denominator	51568	51568	51568	51568	51568	51568	51568	51568	51568	51568	51568	51568	51568	51568	51568	51568	51568	51568	51568	51568	51568	
Rate	0.03	99.97	0.00	0.03	99.97	0.00	0.00	0.00	100.00	88.05	11.70	0.00	0.24	88.05	11.70	0.00	0.25	0.00	0.00	0.00	100.00	
AuditDesignation	R	R	R	R	R	R	R	R	R	R	R	R	R	R	R	R	R	R	R	R	R	
Status	R	R	R	R	R	R	R	R	R	R	R	R	R	R	R	R	R	R	R	R	R	

**Appendix D: Department of Community Health, State of Georgia
HEDIS Interactive Data Submission System Data for Amerigroup PeachCare for Kids®**

Measure	Year	Rate	Standard Deviation	Minimum	Maximum	Mean	Median	Mode	Skewness	Kurtosis	Lower Tail	Upper Tail	Outliers	Notes
Well-Child Visits	2020	85.2	1.5	75.0	95.0	85.2	85.2	85.2	0.1	3.0	5.0	95.0	5.0	
Well-Child Visits	2019	84.8	1.6	74.0	94.0	84.8	84.8	84.8	0.2	3.1	5.0	95.0	5.0	
Well-Child Visits	2018	84.5	1.7	73.0	93.0	84.5	84.5	84.5	0.3	3.2	5.0	95.0	5.0	
Well-Child Visits	2017	84.1	1.8	72.0	92.0	84.1	84.1	84.1	0.4	3.3	5.0	95.0	5.0	
Well-Child Visits	2016	83.7	1.9	71.0	91.0	83.7	83.7	83.7	0.5	3.4	5.0	95.0	5.0	
Well-Child Visits	2015	83.3	2.0	70.0	90.0	83.3	83.3	83.3	0.6	3.5	5.0	95.0	5.0	
Well-Child Visits	2014	82.9	2.1	69.0	89.0	82.9	82.9	82.9	0.7	3.6	5.0	95.0	5.0	
Well-Child Visits	2013	82.5	2.2	68.0	88.0	82.5	82.5	82.5	0.8	3.7	5.0	95.0	5.0	
Well-Child Visits	2012	82.1	2.3	67.0	87.0	82.1	82.1	82.1	0.9	3.8	5.0	95.0	5.0	
Well-Child Visits	2011	81.7	2.4	66.0	86.0	81.7	81.7	81.7	1.0	3.9	5.0	95.0	5.0	
Well-Child Visits	2010	81.3	2.5	65.0	85.0	81.3	81.3	81.3	1.1	4.0	5.0	95.0	5.0	
Well-Child Visits	2009	80.9	2.6	64.0	84.0	80.9	80.9	80.9	1.2	4.1	5.0	95.0	5.0	
Well-Child Visits	2008	80.5	2.7	63.0	83.0	80.5	80.5	80.5	1.3	4.2	5.0	95.0	5.0	
Well-Child Visits	2007	80.1	2.8	62.0	82.0	80.1	80.1	80.1	1.4	4.3	5.0	95.0	5.0	
Well-Child Visits	2006	79.7	2.9	61.0	81.0	79.7	79.7	79.7	1.5	4.4	5.0	95.0	5.0	
Well-Child Visits	2005	79.3	3.0	60.0	80.0	79.3	79.3	79.3	1.6	4.5	5.0	95.0	5.0	
Well-Child Visits	2004	78.9	3.1	59.0	79.0	78.9	78.9	78.9	1.7	4.6	5.0	95.0	5.0	
Well-Child Visits	2003	78.5	3.2	58.0	78.0	78.5	78.5	78.5	1.8	4.7	5.0	95.0	5.0	
Well-Child Visits	2002	78.1	3.3	57.0	77.0	78.1	78.1	78.1	1.9	4.8	5.0	95.0	5.0	
Well-Child Visits	2001	77.7	3.4	56.0	76.0	77.7	77.7	77.7	2.0	4.9	5.0	95.0	5.0	
Well-Child Visits	2000	77.3	3.5	55.0	75.0	77.3	77.3	77.3	2.1	5.0	5.0	95.0	5.0	

**Appendix D: Department of Community Health, State of Georgia
HEDIS Interactive Data Submission System Data for Amerigroup PeachCare for Kids®**

**AMGP Georgia Managed Care Company, Inc. d/b/a Amerigroup
Community Care (Org ID: 7359, Sub ID: 14927, Medicaid, Special Area:
Georgia, Special Project: GA PCK, Contract Number:)**

MeasurementYear: 2021

Breast Cancer Screening (BCS-E)

IndicatorMetric	BreastCancerScreening
IndicatorKey	203602_10
InitialPopulation	
ExclusionsByEHR	
ExclusionsByCaseManagement	
ExclusionsByHIERegistry	
ExclusionsByAdmin	
Exclusions	
Denominator	
NumeratorByEHR	
NumeratorByCaseManagement	
NumeratorByHIERegistry	
NumeratorByAdmin	
Numerator	
Rate	
AuditDesignation	NR
Status	NR

Appendix D: Department of Community Health, State of Georgia
 HEDIS Interactive Data Submission System Data for Amerigroup PeachCare for Kids®
 AMGP Georgia Managed Care Company, Inc. d/b/a Amerigroup Community Care
 (Org ID: 7359, Sub ID: 14927, Medicaid, Special Area: Georgia, Special Project: GA
 PCK, Contract Number:)

MeasurementYear: 2021

Follow-Up Care for Children Prescribed ADHD Medication (ADD-E)

IndicatorMetric	Initiation	Continuation
IndicatorKey	203601_10	203600_10
InitialPopulationByEHR		
InitialPopulationByCaseManagement		
InitialPopulationByHIERegistry		
InitialPopulationByAdmin		
InitialPopulation		
ExclusionsByEHR		
ExclusionsByCaseManagement		
ExclusionsByHIERegistry		
ExclusionsByAdmin		
Exclusions		
Denominator		
NumeratorByEHR		
NumeratorByCaseManagement		
NumeratorByHIERegistry		
NumeratorByAdmin		
Numerator		
Rate		
AuditDesignation	NR	NR
Status	NR	NR

**Appendix D: Department of Community Health, State of Georgia
HEDIS Interactive Data Submission System Data for Amerigroup PeachCare for Kids®**

AMGP Georgia Managed Care Company, Inc. d/b/a Amerigroup Community Care (Org ID: 7359, Sub ID: 14927, Medicaid, Special Area: Georgia, Special Project: GA PCK, Contract Number:)

MeasurementYear: 2021

Depression Screening and Follow-Up for Adolescents and Adults (DSF-E)

IndicatorMetric	Screening				FollowUp			
	12-17	18-64	65+	Total	12-17	18-64	65+	Total
Age	12-17	18-64	65+	Total	12-17	18-64	65+	Total
IndicatorKey	202539_10	202540_10	202542_10	202543_10	202544_10	202545_10	202547_10	202548_10
InitialPopulation								
ExclusionsByEHR								
ExclusionsByCaseManagement								
ExclusionsByHIERegistry								
ExclusionsByAdmin								
Exclusions								
Denominator								
NumeratorByEHR								
NumeratorByCaseManagement								
NumeratorByHIERegistry								
NumeratorByAdmin								
Numerator								
Rate								
AuditDesignation	NR	NR	NR	NR	NR	NR	NR	NR
Status	NR	NR	NR	NR	NR	NR	NR	NR

Appendix D: Department of Community Health, State of Georgia HEDIS Interactive Data Submission System Data for Amerigroup PeachCare for Kids®

AMGP Georgia Managed Care Company, Inc. d/b/a Amerigroup Community Care (Org ID: 7359, Sub ID: 14927, Medicaid, Special Area: Georgia, Special Project: GA PCK, Contract Number:)

MeasurementYear: 2021

Utilization of the PHQ-9 to Monitor Depression Symptoms for Adolescents and Adults (DMS-E)

IndicatorMetric	PHQ9Utilization																			
	1					2					3					Total				
TimePeriod	12-17	18-44	45-64	65+	Total	12-17	18-44	45-64	65+	Total	12-17	18-44	45-64	65+	Total	12-17	18-44	45-64	65+	Total
IndicatorKey	203440_10	203443_10	203446_10	203449_10	203452_10	203442_10	203445_10	203448_10	203451_10	203454_10	203441_10	203444_10	203447_10	203450_10	203453_10	200753_20	200754_20	200755_20	200756_20	200757_20
InitialPopulationByEHR																				
InitialPopulationByCaseManagement																				
InitialPopulationByHIERegistry																				
InitialPopulationByAdmin																				
InitialPopulation																				
ExclusionsByEHR																				
ExclusionsByCaseManagement																				
ExclusionsByHIERegistry																				
ExclusionsByAdmin																				
Exclusions																				
Denominator																				
NumeratorByEHR																				
NumeratorByCaseManagement																				
NumeratorByHIERegistry																				
NumeratorByAdmin																				
Numerator																				
Rate																				
AuditDesignation	NR	NR	NR	NR	NR	NR	NR	NR	NR	NR	NR	NR	NR	NR	NR	NR	NR	NR	NR	NR
Status	NR	NR	NR	NR	NR	NR	NR	NR	NR	NR	NR	NR	NR	NR	NR	NR	NR	NR	NR	NR

**Appendix D: Department of Community Health, State of Georgia
HEDIS Interactive Data Submission System Data for Amerigroup PeachCare for Kids®**

AMGP Georgia Managed Care Company, Inc. d/b/a Amerigroup Community Care (Org ID: 7359, Sub ID: 14927, Medicaid, Special Area: Georgia, Special Project: GA PCK, Contract Number:)

MeasurementYear: 2021

Depression Remission or Response for Adolescents and Adults (DRR-E)

IndicatorMetric	FollowUp					Remission					Response				
	12-17	18-44	45-64	65+	Total	12-17	18-44	45-64	65+	Total	12-17	18-44	45-64	65+	Total
Age															
IndicatorKey	200773_20	200774_20	200775_20	200776_20	200777_20	200758_20	200759_20	200760_20	200761_20	200762_20	200763_20	200764_20	200765_20	200766_20	200767_20
InitialPopulationByEHR															
InitialPopulationByCaseManagement															
InitialPopulationByHIERegistry															
InitialPopulationByAdmin															
InitialPopulation															
ExclusionsByEHR															
ExclusionsByCaseManagement															
ExclusionsByHIERegistry															
ExclusionsByAdmin															
Exclusions															
Denominator															
NumeratorByEHR															
NumeratorByCaseManagement															
NumeratorByHIERegistry															
NumeratorByAdmin															
Numerator															
Rate															
AuditDesignation	NR	NR	NR	NR	NR	NR	NR	NR	NR	NR	NR	NR	NR	NR	NR
Status	NR	NR	NR	NR	NR	NR	NR	NR	NR	NR	NR	NR	NR	NR	NR

**Appendix D: Department of Community Health, State of Georgia
HEDIS Interactive Data Submission System Data for Amerigroup PeachCare for Kids®**

AMGP Georgia Managed Care Company, Inc. d/b/a Amerigroup Community Care (Org ID: 7359, Sub ID: 14927, Medicaid, Special Area: Georgia, Special Project: GA PCK, Contract Number:)

MeasurementYear: 2021

Unhealthy Alcohol Use Screening and Follow-Up (ASF-E)

IndicatorMetric	Screening				FollowUp			
	18-44	45-64	65+	Total	18-44	45-64	65+	Total
Age	18-44	45-64	65+	Total	18-44	45-64	65+	Total
IndicatorKey	202531_10	202532_10	202533_10	202534_10	202535_10	202536_10	202537_10	202538_10
InitialPopulation								
ExclusionsByEHR								
ExclusionsByCaseManagement								
ExclusionsByHIRegistry								
ExclusionsByAdmin								
Exclusions								
Denominator								
NumeratorByEHR								
NumeratorByCaseManagement								
NumeratorByHIRegistry								
NumeratorByAdmin								
Numerator								
Rate								
AuditDesignation	NR	NR	NR	NR	NR	NR	NR	NR
Status	NR	NR	NR	NR	NR	NR	NR	NR

Appendix D: Department of Community Health, State of Georgia
HEDIS Interactive Data Submission System Data for Amerigroup PeachCare for Kids®

AMGP Georgia Managed Care Company, Inc. d/b/a Amerigroup Community Care (Org ID: 7359,
Sub ID: 14927, Medicaid, Special Area: Georgia, Special Project: GA PCK, Contract Number:)

MeasurementYear: 2021

Adult Immunization Status (AIS-E)

IndicatorMetric	Influenza	TdTdap	Zoster
IndicatorKey	203430_10	203432_10	203433_10
InitialPopulationByEHR			
InitialPopulationByCaseManagement			
InitialPopulationByHIERegistry			
InitialPopulationByAdmin			
InitialPopulation			
ExclusionsByEHR			
ExclusionsByCaseManagement			
ExclusionsByHIERegistry			
ExclusionsByAdmin			
Exclusions			
Denominator			
NumeratorByEHR			
NumeratorByCaseManagement			
NumeratorByHIERegistry			
NumeratorByAdmin			
Numerator			
Rate			
AuditDesignation	NR	NR	NR
Status	NR	NR	NR

**Appendix D: Department of Community Health, State of Georgia
HEDIS Interactive Data Submission System Data for Amerigroup PeachCare for Kids®**

AMGP Georgia Managed Care Company, Inc. d/b/a Amerigroup Community Care (Org ID: 7359, Sub ID: 14927, Medicaid, Special Area: Georgia, Special Project: GA PCK, Contract Number:)

MeasurementYear: 2021

Prenatal Immunization Status (PRS-E)

IndicatorMetric	Influenza	Tdap	Combination
IndicatorKey	203591_10	203592_10	203590_10
InitialPopulationByEHR			
InitialPopulationByCaseManagement			
InitialPopulationByHIERegistry			
InitialPopulationByAdmin			
InitialPopulation			
ExclusionsByEHR			
ExclusionsByCaseManagement			
ExclusionsByHIERegistry			
ExclusionsByAdmin			
Exclusions			
Denominator			
NumeratorByEHR			
NumeratorByCaseManagement			
NumeratorByHIERegistry			
NumeratorByAdmin			
Numerator			
Rate			
AuditDesignation	NR	NR	NR
Status	NR	NR	NR

**Appendix D: Department of Community Health, State of Georgia
HEDIS Interactive Data Submission System Data for Amerigroup PeachCare for Kids®**

AMGP Georgia Managed Care Company, Inc. d/b/a Amerigroup Community Care
(Org ID: 7359, Sub ID: 14927, Medicaid, Special Area: Georgia, Special Project: GA
PCK, Contract Number:)

MeasurementYear: 2021

Prenatal Depression Screening and Follow-Up (PND-E)

IndicatorMetric	Screening	FollowUp
IndicatorKey	203604_10	203605_10
InitialPopulationByEHR		
InitialPopulationByCaseManagement		
InitialPopulationByHIERegistry		
InitialPopulationByAdmin		
InitialPopulation		
ExclusionsByEHR		
ExclusionsByCaseManagement		
ExclusionsByHIERegistry		
ExclusionsByAdmin		
Exclusions		
Denominator		
NumeratorByEHR		
NumeratorByCaseManagement		
NumeratorByHIERegistry		
NumeratorByAdmin		
Numerator		
Rate		
AuditDesignation	NR	NR
Status	NR	NR

Appendix D: Department of Community Health, State of Georgia
 HEDIS Interactive Data Submission System Data for Amerigroup PeachCare for Kids®

AMGP Georgia Managed Care Company, Inc. d/b/a Amerigroup Community Care
 (Org ID: 7359, Sub ID: 14927, Medicaid, Special Area: Georgia, Special Project: GA
 PCK, Contract Number:)

MeasurementYear: 2021

Postpartum Depression Screening and Follow-Up (PDS-E)

IndicatorMetric	Screening	FollowUp
IndicatorKey	203606_10	203607_10
InitialPopulationByEHR		
InitialPopulationByCaseManagement		
InitialPopulationByHIERegistry		
InitialPopulationByAdmin		
InitialPopulation		
ExclusionsByEHR		
ExclusionsByCaseManagement		
ExclusionsByHIERegistry		
ExclusionsByAdmin		
Exclusions		
Denominator		
NumeratorByEHR		
NumeratorByCaseManagement		
NumeratorByHIERegistry		
NumeratorByAdmin		
Numerator		
Rate		
AuditDesignation	NR	NR
Status	NR	NR