

MED_STD_BIPP Waiver M_04-01-2022

Time Period: Paid Month		Jul 2020	Aug 2020	Sep 2020	Oct 2020
Secure Program Identifier	Category of Service Code	Net Payment	Net Payment	Net Payment	Net Payment
M	BIPP Waiver No1	\$107,598,815.23	\$138,720,512.93	\$116,445,297.47	\$115,816,060.70
	BIPP Home Health No3	\$376,811.30	\$377,119.43	\$390,428.46	\$301,830.96
	BIPP Mental Health No4	\$9,376,429.33	\$11,802,440.10	\$9,142,296.23	\$9,323,070.04
	BIPP GAPP No5	\$5,760,962.51	\$7,114,693.22	\$5,768,749.97	\$5,678,065.72
	BIPP Mgmt Svc No9	\$124,235.17	\$140,363.62	\$105,571.78	\$100,075.82
	BIPP SNF No14	\$105,557,833.89	\$128,840,584.59	\$102,420,406.32	\$100,221,425.39
	BIPP ICFMR No15	\$2,134,485.57	\$2,352,610.74	\$2,139,912.61	\$2,106,142.91
	BIPP PRTF No16	\$345,119.55	\$457,077.74	\$257,100.46	\$569,229.88

Apr 1, 2022

Nov 2020	Dec 2020	Jan 2021	Feb 2021	Mar 2021	Apr 2021
Net Payment	Net Payment	Net Payment	Net Payment	Net Payment	Net Payment
\$138,444,152.71	\$116,423,596.84	\$113,860,673.41	\$119,165,429.63	\$138,924,505.69	\$112,250,141.37
\$356,567.05	\$296,396.62	\$308,697.36	\$345,457.54	\$418,480.71	\$332,097.37
\$11,436,720.64	\$9,286,474.90	\$8,737,068.33	\$10,046,527.85	\$12,201,758.40	\$9,435,336.68
\$7,232,289.94	\$6,051,472.26	\$5,444,240.32	\$6,404,485.92	\$7,593,004.63	\$5,870,574.49
\$133,080.20	\$125,826.57	\$96,102.41	\$111,946.64	\$110,850.17	\$101,778.28
\$120,033,115.63	\$95,917,415.24	\$100,477,272.71	\$97,156,765.06	\$119,840,044.37	\$98,775,358.83
\$2,302,847.11	\$2,078,610.90	\$2,097,163.75	\$2,082,187.76	\$2,074,828.07	\$2,053,409.09
\$416,976.55	\$354,846.90	\$459,013.54	\$423,512.53	\$645,843.04	\$489,907.20

May 2021	Jun 2021	Jul 2021	Aug 2021	Sep 2021	Oct 2021
Net Payment	Net Payment	Net Payment	Net Payment	Net Payment	Net Payment
\$146,560,109.90	\$125,546,676.37	\$122,187,009.28	\$152,411,160.15	\$120,110,011.48	\$126,784,073.70
\$339,528.28	\$317,803.22	\$299,970.19	\$417,847.51	\$363,884.71	\$321,260.42
\$11,922,259.61	\$9,699,346.97	\$9,643,282.62	\$12,348,486.22	\$9,701,230.31	\$9,553,767.86
\$6,934,135.74	\$5,949,814.43	\$6,109,809.31	\$7,240,363.06	\$5,496,494.97	\$5,623,494.71
\$113,512.75	\$99,466.18	\$87,279.75	\$122,461.61	\$96,516.93	\$91,960.09
\$121,263,173.68	\$103,540,978.83	\$103,787,278.16	\$129,273,486.84	\$134,092,038.51	\$109,536,146.00
\$2,157,202.68	\$1,965,537.00	\$2,148,719.86	\$2,421,003.21	\$3,110,667.48	\$2,170,669.64
\$466,036.48	\$708,463.69	\$469,832.62	\$415,568.66	\$481,942.82	\$441,941.76

Nov 2021	Dec 2021	Jan 2022	Feb 2022
Net Payment	Net Payment	Net Payment	Net Payment
\$147,578,141.16	\$116,715,190.98	\$160,086,256.69	\$133,579,324.83
\$314,806.72	\$279,350.83	\$336,607.99	\$340,952.38
\$11,056,896.57	\$8,658,043.28	\$11,865,580.44	\$9,685,737.89
\$6,651,097.77	\$5,549,023.33	\$6,664,213.16	\$5,384,039.24
\$105,470.37	\$104,099.89	\$102,096.81	\$87,624.23
\$126,526,031.10	\$101,137,946.30	\$126,886,529.70	\$99,766,107.02
\$2,229,155.40	\$1,965,057.57	\$2,078,208.09	\$1,947,807.89
\$374,519.52	\$443,250.86	\$424,450.31	\$420,011.88


2:24:40 PM

MED STD BIPP LTSS Inpat Days Monthly Report prA provtpe Cha Dtes in subse

<p align="center">Subsets</p> <p align="center">CMO Encounter Indicator</p> <p align="center">Time Period: Paid Month</p>			BIPP LTSS Inpat Days Change Dtes February 2022				
			N				
			Jul 2020			Aug 2020	
			Secure Program Identifier	Category of Service Code	Provider Type Claim Medstat w Code	Net Payment	Claims Paid
M	BIPP Inpatient No18	001 Acute Care Hospital	\$20,907,851.20	429	20,694	\$31,715,392.65	
		030 Longterm Care (NEC)	\$1,646,998.09	29	1,523	\$1,897,842.91	

Apr 1, 2022


t Feb 2022 M 04-01-2022




		Sep 2020			Oct 2020			Nov 2020	
Claims Paid	Days	Net Payment	Claims Paid	Days	Net Payment	Claims Paid	Days	Net Payment	
581	27,586	\$22,652,788.19	435	22,313	\$19,927,598.13	409	20,111	\$34,393,379.74	
42	2,193	\$1,613,860.33	26	1,389	\$1,777,455.93	43	2,316	\$1,586,820.67	



		Dec 2020			Jan 2021			Feb 2021	
Claims Paid	Days	Net Payment	Claims Paid	Days	Net Payment	Claims Paid	Days	Net Payment	
604	28,457	\$27,408,325.56	439	21,255	\$19,732,846.78	421	19,609	\$21,425,504.21	
34	1,584	\$2,250,472.78	40	2,266	\$2,112,206.44	22	1,510	\$2,507,210.54	



		Mar 2021			Apr 2021			May 2021	
Claims Paid	Days	Net Payment	Claims Paid	Days	Net Payment	Claims Paid	Days	Net Payment	
441	20,689	\$29,830,121.22	700	31,646	\$29,488,358.42	576	28,141	\$30,907,504.82	
44	2,631	\$2,795,304.25	44	2,464	\$2,088,075.88	39	2,122	\$3,479,697.90	




		Jun 2021			Jul 2021			Aug 2021	
Claims Paid	Days	Net Payment	Claims Paid	Days	Net Payment	Claims Paid	Days	Net Payment	
569	27,896	\$22,437,801.64	488	23,098	\$24,959,917.74	536	24,469	\$34,184,627.80	
44	2,659	\$2,977,160.11	37	2,066	\$3,473,290.60	44	2,897	\$1,644,166.92	



		Sep 2021			Oct 2021			Nov 2021	
Claims Paid	Days	Net Payment	Claims Paid	Days	Net Payment	Claims Paid	Days	Net Payment	
626	28,738	\$21,604,519.91	479	23,294	\$20,031,634.52	519	22,748	\$30,929,465.94	
36	1,738	\$1,753,506.81	33	1,434	\$1,058,567.74	30	1,507	\$1,606,521.83	




		Dec 2021			Jan 2022			Feb 2022	
Claims Paid	Days	Net Payment	Claims Paid	Days	Net Payment	Claims Paid	Days	Net Payment	
671	31,167	\$22,815,016.02	506	23,129	\$26,719,397.48	613	28,766	\$26,614,241.76	
30	1,534	\$1,441,012.99	28	1,481	\$1,382,653.93	25	1,229	\$1,304,841.88	




		Y								
		Jul 2020			Aug 2020			Sep 2020		
Claims Paid	Days	Net Payment	Claims Paid	Days	Net Payment	Claims Paid	Days	Net Payment		
585	27,472	\$0.00	216	12,043	\$0.00	323	17,240	\$0.00		
25	1,217	\$0.00	2	52	\$0.00	4	171	\$0.00		




		Oct 2020			Nov 2020			Dec 2020	
Claims Paid	Days	Net Payment	Claims Paid	Days	Net Payment	Claims Paid	Days	Net Payment	
228	12,205	\$0.00	257	16,960	\$0.00	389	22,863	\$0.00	
4	254	\$0.00	6	311	\$0.00	8	528	\$0.00	




		Jan 2021			Feb 2021			Mar 2021	
Claims Paid	Days	Net Payment	Claims Paid	Days	Net Payment	Claims Paid	Days	Net Payment	
245	12,473	\$0.00	211	11,729	\$0.00	1,346	67,331	\$0.00	
6	354	\$0.00	4	282	\$0.00	5	201	\$0.00	




		Apr 2021			May 2021			Jun 2021	
Claims Paid	Days	Net Payment	Claims Paid	Days	Net Payment	Claims Paid	Days	Net Payment	
822	41,937	\$0.00	293	16,276	\$0.00	314	17,221	\$0.00	
6	348	\$0.00	4	210	\$0.00	3	504	\$0.00	



		Jul 2021			Aug 2021			Sep 2021	
Claims Paid	Days	Net Payment	Claims Paid	Days	Net Payment	Claims Paid	Days	Net Payment	
230	12,439	\$0.00	263	15,021	\$0.00	227	11,325	\$0.00	
3	91				\$0.00	4	139	\$0.00	



		Oct 2021			Nov 2021			Dec 2021	
Claims Paid	Days	Net Payment	Claims Paid	Days	Net Payment	Claims Paid	Days	Net Payment	
299	16,670	\$0.00	296	14,766	\$0.00	359	18,188	\$0.00	
6	471	\$0.00	1	30	\$0.00	5	263	\$0.00	



		Jan 2022			Feb 2022		
Claims Paid	Days	Net Payment	Claims Paid	Days	Net Payment	Claims Paid	Days
320	17,563	\$0.00	475	25,817	\$0.00	250	13,010
5	354	\$0.00	6	483			

2:21:27 PM

**Georgia Department of Community Health
Office of Analytics and Program Improvement
Decision Support Services**

BIPP Monthly Reporting

	Jul-20	Aug-20	Sep-20	Oct-20	Nov-20	Dec-20	Jan-21	Feb-21	Mar-21
BIPP Waiver No1	\$107,598,815.23	\$138,720,512.93	\$116,445,297.47	\$115,816,060.70	\$138,444,152.71	\$116,423,596.84	\$113,860,673.41	\$119,165,429.63	\$138,924,505.69
BIPP Home Health No3	\$376,811.30	\$377,119.43	\$390,428.46	\$301,830.96	\$356,567.05	\$296,396.62	\$308,697.36	\$345,457.54	\$418,480.71
BIPP Mental Health No4	\$9,376,429.33	\$11,802,440.10	\$9,142,296.23	\$9,323,070.04	\$11,436,720.64	\$9,286,474.90	\$8,737,068.33	\$10,046,527.85	\$12,201,758.40
BIPP GAPP No5	\$5,760,962.51	\$7,114,693.22	\$5,768,749.97	\$5,678,065.72	\$7,232,289.94	\$6,051,472.26	\$5,444,240.32	\$6,404,485.92	\$7,593,004.63
BIPP Mgmt Svc No9	\$124,235.17	\$140,363.62	\$105,571.78	\$100,075.82	\$133,080.20	\$125,826.57	\$96,102.41	\$111,946.64	\$110,850.17
BIPP SNF No14	\$105,557,833.89	\$128,840,584.59	\$102,420,406.32	\$100,221,425.39	\$120,033,115.63	\$95,917,415.24	\$100,477,272.71	\$97,156,765.06	\$119,840,044.37
BIPP ICFMR No15	\$2,134,485.57	\$2,352,610.74	\$2,139,912.61	\$2,106,142.91	\$2,302,847.11	\$2,078,610.90	\$2,097,163.75	\$2,082,187.76	\$2,074,828.07
BIPP PRTF No16	\$345,119.55	\$457,077.74	\$257,100.46	\$569,229.88	\$416,976.55	\$354,846.90	\$459,013.54	\$423,512.53	\$645,843.04
BIPP Inpatient No18	\$20,907,851.20	\$31,715,392.65	\$22,652,788.19	\$19,927,598.13	\$34,393,379.74	\$27,408,325.56	\$19,732,846.78	\$21,425,504.21	\$29,830,121.22

BIPP LTSS % Calculations

Waiver	48.9%	49.2%	50.8%	51.7%	50.1%	51.2%	51.1%	52.9%	51.1%
LTC	51.1%	50.8%	49.2%	48.3%	49.9%	48.8%	48.9%	47.1%	48.9%

Notes:

- Total includes Net Payments for claims paid 07/1/2020 - 04/01/2022
- BIPP Inpatient No18 represents payments for claims with 25+ paid days
- BIPP Waiver No.1 includes COS 590, 660, 680, 681, 851, 930 and 972
- BIPP Home Health No3 includes COS 200
- BIPP Mental Health No4 includes COS 440
- BIPP GAPP No5 includes COS 971
- BIPP Mgmt Svc No9 includes COS 761, 762, 763, 764, 765, and 800
- BIPP SNF No14 includes COS 110, 140, 160
- BIPP ICFMR No15 includes COS 170 and 180
- BIPP PRTF No16 includes COS 020
- BIPP Inpatient No18 includes COS 010
- BIPP Categories defined per CMS reporting criteria (provided by B. Dowd)
- Payments include MFP
- CBAY not included

SOURCE: IBM Watson Health Advantage Suite, 04/01/2022

Apr-21	May-21	Jun-21	Jul-21	Aug-21	Sep-21	Oct-21	Nov-21	Dec-21	Jan-22	Feb-22
\$112,250,141.37	\$146,560,109.90	\$125,546,676.37	\$122,187,009.28	\$152,411,160.15	#####	\$126,784,073.70	\$147,578,141.16	\$ 116,715,190.98	\$160,086,256.69	#####
\$332,097.37	\$339,528.28	\$317,803.22	\$299,970.19	\$417,847.51	\$363,884.71	\$321,260.42	\$314,806.72	\$ 279,350.83	\$336,607.99	\$340,952.38
\$9,435,336.68	\$11,922,259.61	\$9,699,346.97	\$9,643,282.62	\$12,348,486.22	\$9,701,230.31	\$9,553,767.86	\$11,056,896.57	\$ 8,658,043.28	\$11,865,580.44	\$9,685,737.89
\$5,870,574.49	\$6,934,135.74	\$5,949,814.43	\$6,109,809.31	\$7,240,363.06	\$5,496,494.97	\$5,623,494.71	\$6,651,097.77	\$ 5,549,023.33	\$6,664,213.16	\$5,384,039.24
\$101,778.28	\$113,512.75	\$99,466.18	\$87,279.75	\$122,461.61	\$96,516.93	\$91,960.09	\$105,470.37	\$ 104,099.89	\$102,096.81	\$87,624.23
\$98,775,358.83	\$121,263,173.68	\$103,540,978.83	\$103,787,278.16	\$129,273,486.84	#####	\$109,536,146.00	\$126,526,031.10	\$ 101,137,946.30	\$126,886,529.70	\$99,766,107.02
\$2,053,409.09	\$2,157,202.68	\$1,965,537.00	\$2,148,719.86	\$2,421,003.21	\$3,110,667.48	\$2,170,669.64	\$2,229,155.40	\$ 1,965,057.57	\$2,078,208.09	\$1,947,807.89
\$489,907.20	\$466,036.48	\$708,463.69	\$469,832.62	\$415,568.66	\$481,942.82	\$441,941.76	\$374,519.52	\$ 443,250.86	\$424,450.31	\$420,011.88
\$29,488,358.42	\$30,907,504.82	\$22,437,801.64	\$24,959,917.74	\$34,184,627.80	\$21,604,519.91	\$20,031,634.52	\$30,929,465.94	\$ 22,815,016.02	\$26,719,397.48	\$26,614,241.76
49.5%	51.7%	52.4%	51.3%	50.9%	46.0%	51.9%	50.9%	51.0%	53.4%	53.7%
50.5%	48.3%	47.6%	48.7%	49.1%	54.0%	48.1%	49.1%	49.0%	46.6%	46.3%