

# Georgia Department of Community Health

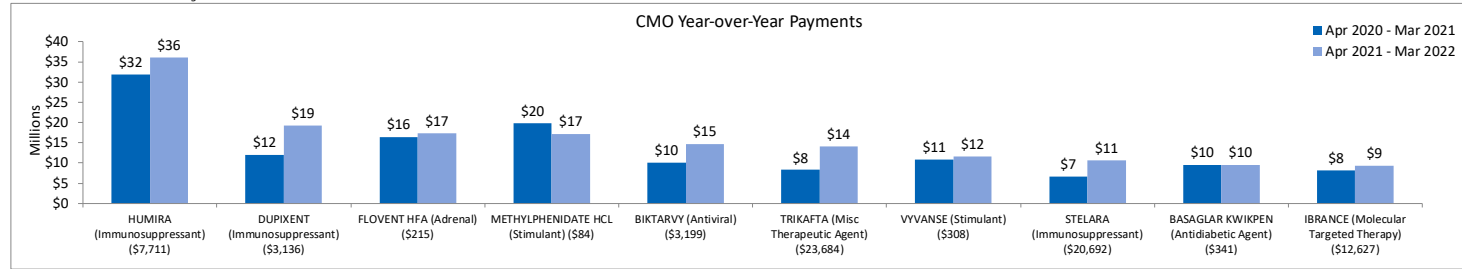
## Clinical Report

Claims Incurred through March 2022 and Paid through June 2022

### Top 10 Prescriptions (CMO Plan Paid Amount)

CMO

Excludes members with Medicare coverage.

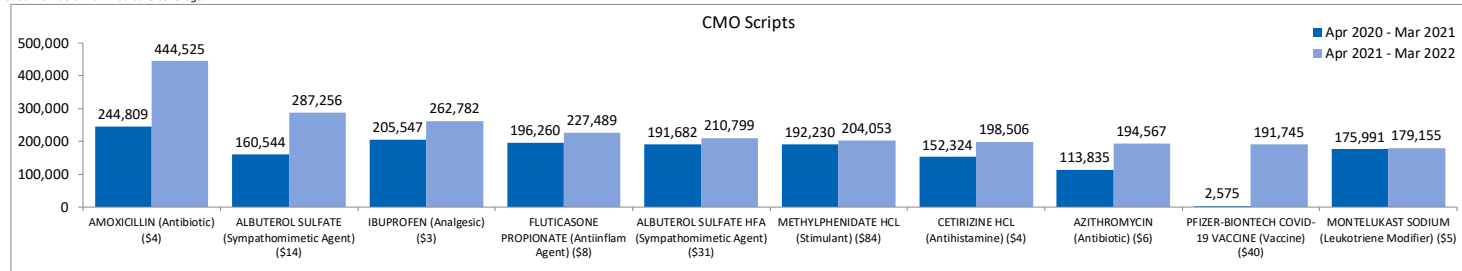


Payment per Script is shown in parentheses. CMO Plan Paid Amount is the amount the CMO plan pays the provider and is shown in millions.

### Top 10 Prescriptions (Scripts)

CMO

Excludes members with Medicare coverage.

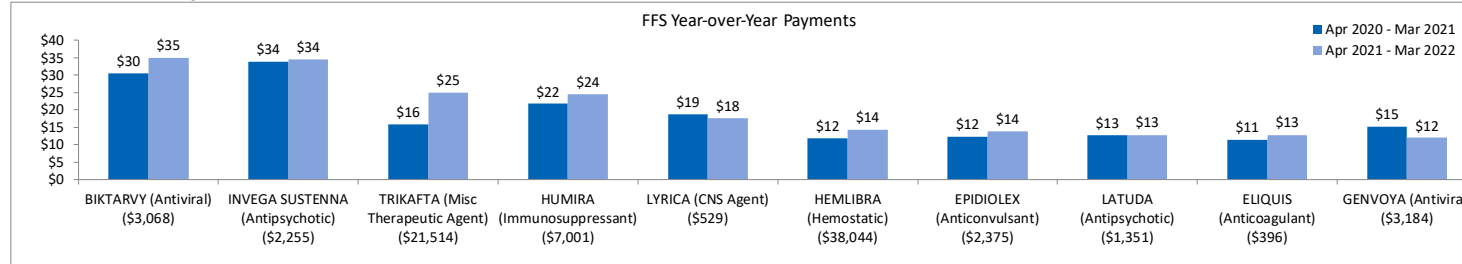


Payment per Script is shown in parentheses. CMO Plan Paid Amount is the amount the CMO plan pays the provider and is shown in millions.

### Top 10 Prescriptions (Net Payments)

FFS

Excludes members with Medicare coverage.

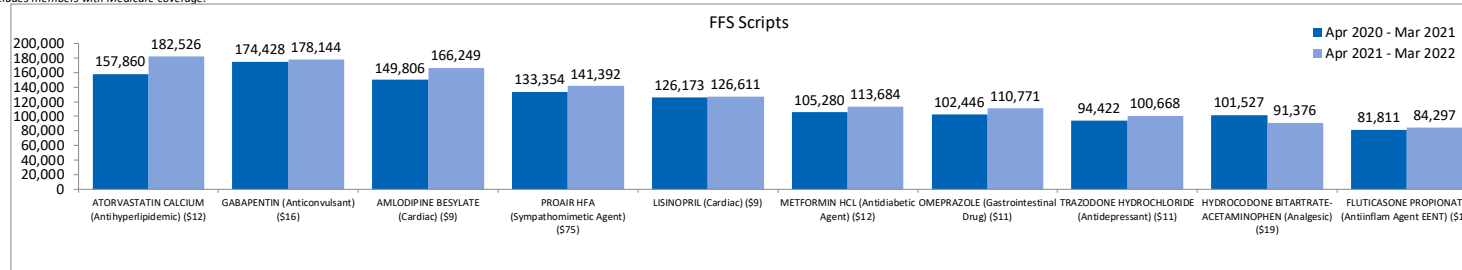


Payment per Script is shown in parentheses. FFS Net Payment is the amount DCH pays the provider and is shown in millions.

### Top 10 Prescriptions (Scripts)

FFS

Excludes members with Medicare coverage.



Payment per Script is shown in parentheses. FFS Net Payment is the amount DCH pays the provider and is shown in millions.