

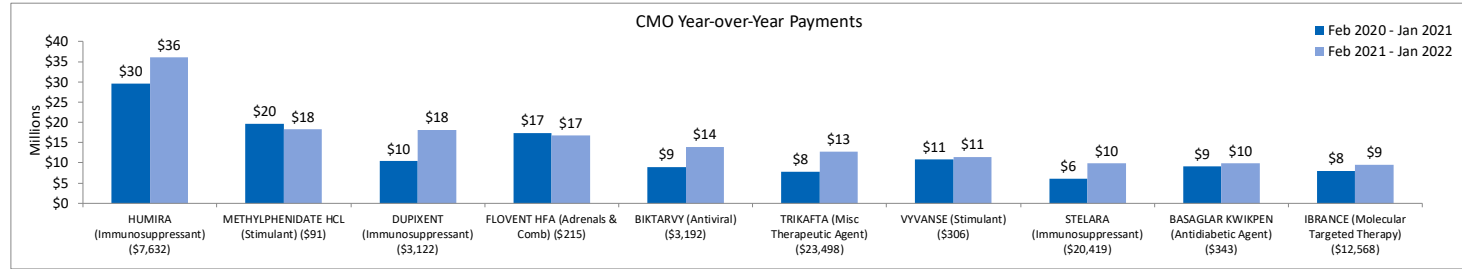
Georgia Department of Community Health

Clinical Report

Claims Incurred through January 2022 and Paid through April 2022

Top 10 Prescriptions (CMO Plan Paid Amount)

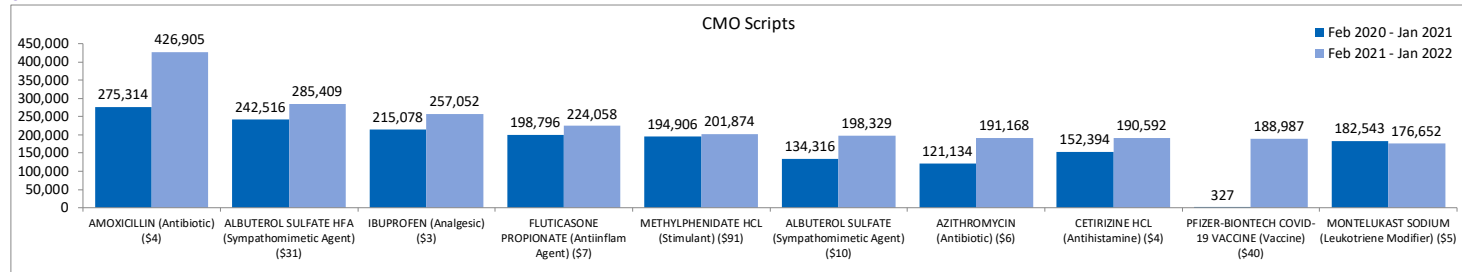
Excludes members with Medicare coverage
CMO



Payment per Script is shown in parentheses. CMO Plan Paid Amount is the amount the CMO plan pays the provider and is shown in millions.

Top 10 Prescriptions (Scripts)

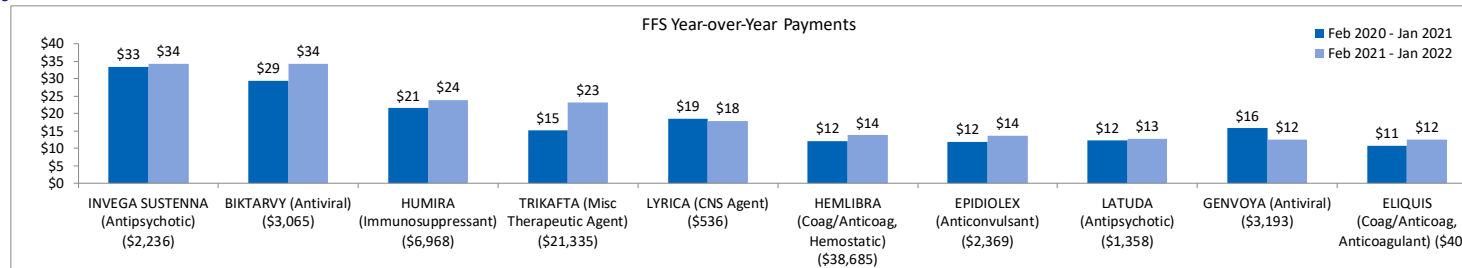
Excludes members with Medicare coverage
CMO



Payment per Script is shown in parentheses. CMO Plan Paid Amount is the amount the CMO plan pays the provider and is shown in millions.

Top 10 Prescriptions (Net Payments)

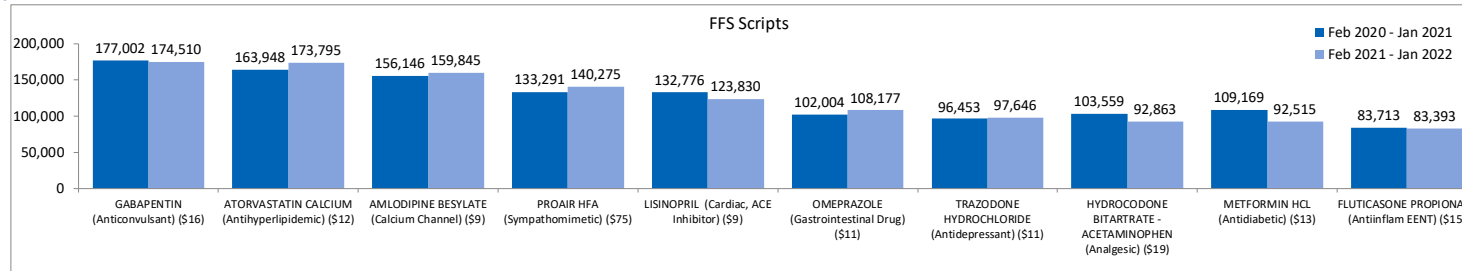
Excludes members with Medicare coverage
FFS



Payment per Script is shown in parentheses. FFS Net Payment is the amount DCH pays the provider and is shown in millions.

Top 10 Prescriptions (Scripts)

Excludes members with Medicare coverage
FFS



Payment per Script is shown in parentheses. FFS Net Payment is the amount DCH pays the provider and is shown in millions.