

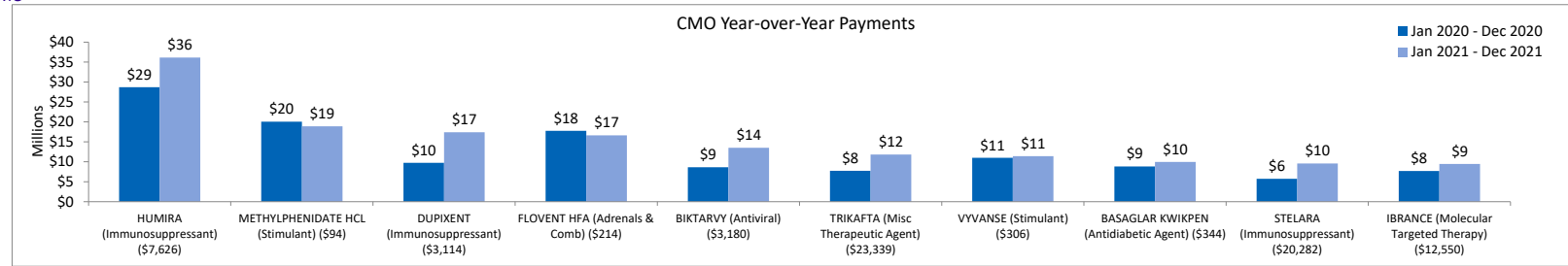
# Georgia Department of Community Health

## Member Report

Claims Incurred through December 2021 and Paid through March 2022

### Top 10 Prescriptions (CMO Plan Paid Amount)

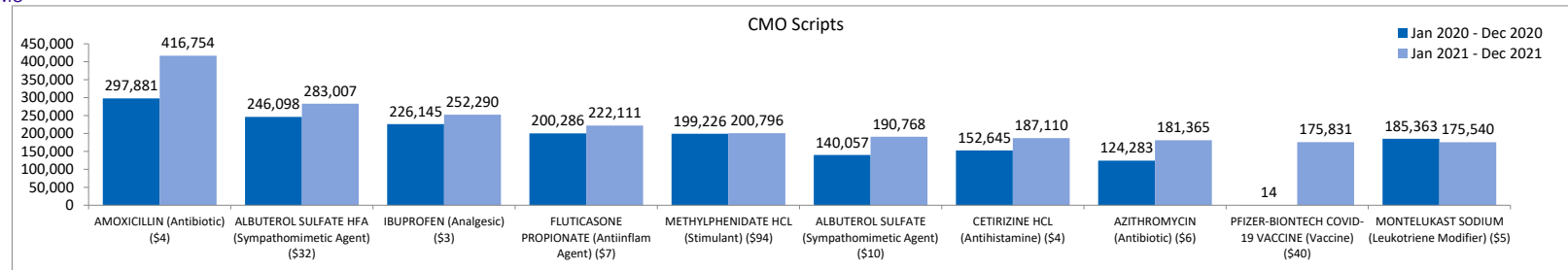
Excludes members with Medicare coverage  
CMO



Payment per Script is shown in parentheses. CMO Plan Paid Amount is the amount the CMO plan pays the provider and is shown in millions.

### Top 10 Prescriptions (Scripts)

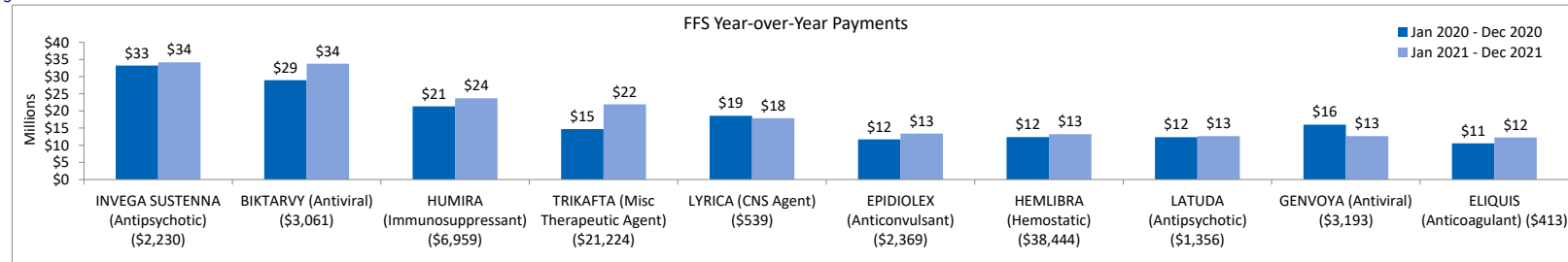
Excludes members with Medicare coverage  
CMO



Payment per Script is shown in parentheses. CMO Plan Paid Amount is the amount the CMO plan pays the provider and is shown in millions.

### Top 10 Prescriptions (Net Payments)

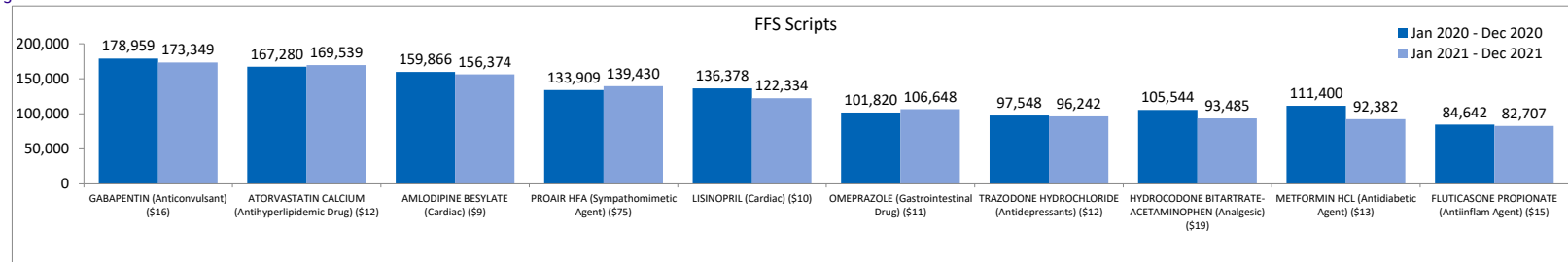
Excludes members with Medicare coverage  
FFS



Payment per Script is shown in parentheses. FFS Net Payment is the amount DCH pays the provider and is shown in millions.

### Top 10 Prescriptions (Scripts)

Excludes members with Medicare coverage  
FFS



Payment per Script is shown in parentheses. FFS Net Payment is the amount DCH pays the provider and is shown in millions.