

Georgia Department of Community Health

Member Report

Claims Incurred through December 2021 and Paid through March 2022

Medicaid Enrollment by CMO and FFS Health Plan

Plan	Rolling Quarter Enrollment* (Members Avg)				% Change in Recent 2 Qtrs	Trend (Unique Members) (Oct 2021 to Nov 2021)		
	Jan 2021 - Mar 2021	Apr 2021 - Jun 2021	Jul 2021 - Sep 2021	Oct 2021 - Dec 2021		Members Added	Members Dropped	Net Difference
Georgia Families Amerigroup	499,690	528,681	553,280	570,079	3%	9,362	2,917	6,445
Georgia Families Peach State	470,487	809,456	982,061	997,566	2%	10,189	4,186	6,003
Georgia Families Wellcare	525,142	173,836	0	0		0	0	0
Georgia Families CareSource	339,141	369,182	395,977	411,922	4%	8,449	2,544	5,905
Medicaid CMO	1,834,460	1,881,155	1,931,317	1,979,566	2%	28,000	6,530	21,470
Medicaid FFS	249,980	249,624	249,591	245,523	-2%	13,182	15,584	-2,402
Total	2,084,440	2,130,779	2,180,908	2,225,089	2%	24,552	8,601	15,951

* Excludes members with Medicare coverage

Note: Plan totals may not add to the CMO total as there may be movement across Plans. In addition, Wellcare members moved to other plans in May 2021 due to merger with PeachState.

Medicaid Enrollment by Aid Category Group

Aid Category Group	Average Age (Current Quarter)	Rolling Quarter Enrollment* (Members Avg)				% Change in Recent 2 Qtrs	Trend (Unique Members) (Oct 2021 to Nov 2021)		
		Jan 2021 - Mar 2021	Apr 2021 - Jun 2021	Jul 2021 - Sep 2021	Oct 2021 - Dec 2021		Members Added	Members Dropped	Net Difference
Aged	72	1,158	1,129	1,076	1,043	-3%	4,269	1,933	2,336
Blind and Disabled	35	182,120	181,824	179,663	176,592	-2%	6,297	3,244	3,053
Breast and Cervical Cancer	51	2,123	2,164	2,190	2,234	2%	64	44	20
Emergency Medical Services	31	2	3	4	4	8%	36	46	-10
Foster Care and Adoptions	11	31,410	31,619	31,817	32,186	1%	450	1,507	-1,057
Inmate	33	14,842	14,833	15,508	15,736	1%	47	14	33
Katie Beckett	9	3,949	4,065	4,162	4,252	2%	1,100	1,013	87
LIM Adult	35	237,223	245,664	254,541	262,849	3%	352	302	50
LIM Child	10	484,776	501,965	518,426	534,191	3%	499	439	60
Medically Needy	61	5,886	6,266	6,300	6,319	0%	11,044	6,801	4,243
Medicare	63	318	315	343	377	10%	0	5	-5
PeachCare	11	169,896	176,885	181,543	186,725	3%	22	18	4
Planning for Healthy Babies	30	78,781	77,747	77,433	77,006	-1%	26	16	10
QMB	58	508	528	559	586	5%	517	422	95
RSM Child	9	789,235	795,857	809,820	820,949	1%	4,742	2,305	2,437
RSM Mother	28	82,057	89,706	97,242	103,543	6%	136	11	125
Refugee	32	156	208	281	496	77%	16,725	12,255	4,470
Total	16	2,084,440	2,130,779	2,180,908	2,225,089	2%	24,552	8,601	15,951
Dual Eligible	66	369,377	374,779	380,515	384,414				

* Excludes members with Medicare coverage

Note: Aid Category Group totals may not add to the total as there may be movement across aid categories.

Georgia Department of Community Health

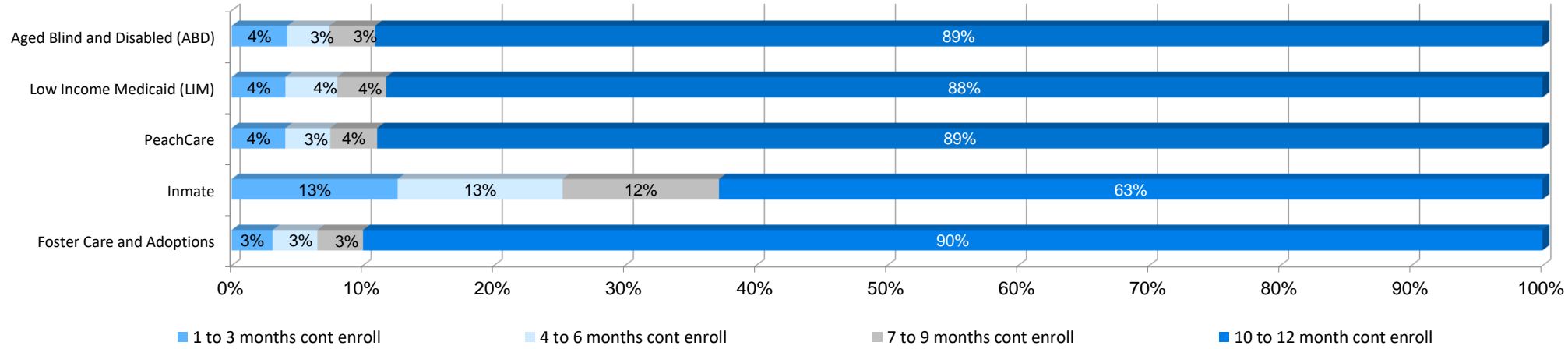
Member Report

Claims Incurred through December 2021 and Paid through March 2022

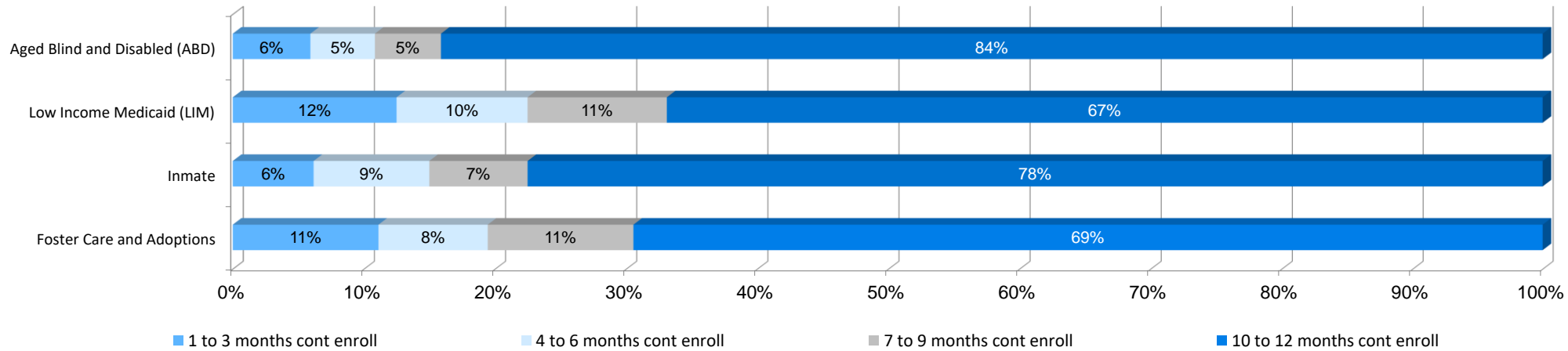
Continuous Enrollment for **Non-Medicare Enrollees*** in Rolling Previous 12 Months

*Excludes members with Medicare coverage

Note: ABD includes Aged, Blind and Disabled, Emergency Medical Services, Katie Beckett, Medically Needy. LIM Includes LIM adults, LIM children, RSM mother, RSM children, Breast and Cervical Cancer, Planning for Healthy Babies, Refugee.



Continuous Enrollment for **Dual Eligible Enrollees** in Rolling Previous 12 Months

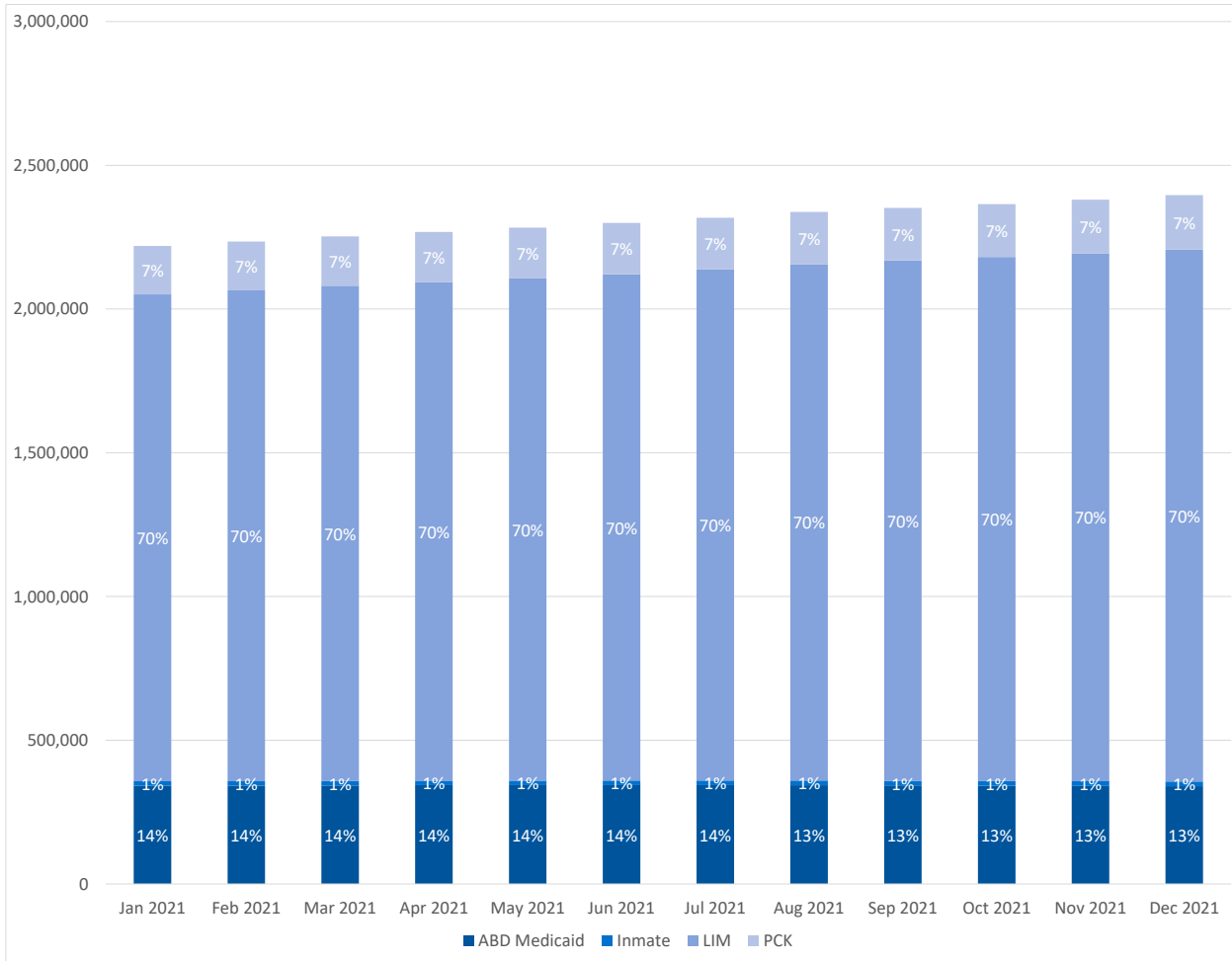


Georgia Department of Community Health

Member Report

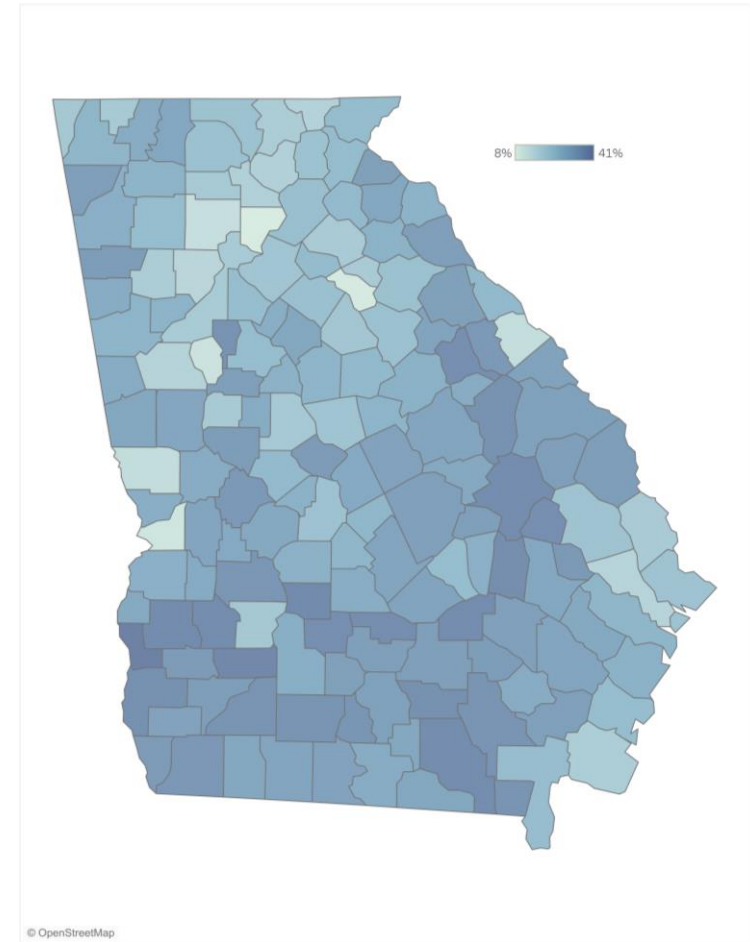
Claims Incurred through December 2021 and Paid through March 2022

Monthly Enrollment for Rolling Previous 12 Months



Note: ABD includes Aged, Blind and Disabled, Emergency Medical Services, Katie Beckett, Medically Needy. LIM Includes LIM adults, LIM children, RSM mother, RSM children, Breast and Cervical Cancer, Planning for Healthy Babies, Refugee.

Percent of Medicaid Members by County Population*



*County Population totals are from <https://www.census.gov/>