

Georgia Department of Community Health

Member Report

Claims Incurred through September 2021 and Paid through December 2021

Medicaid Enrollment by CMO and FFS Health Plan

Plan	Rolling Quarter Enrollment* (Members Avg)				% Change in Recent 2 Qtrs	Trend (Unique Members) (Jul 21 to Aug 21)		
	Sep 2020 - Nov 2020	Dec 2020 - Feb 2021	Mar 2021 - May 2021	Jun 2021 - Aug 2021		Members Added	Members Dropped	Net Difference
Georgia Families Amerigroup	479,006	499,675	528,654	553,249	5%	8,880	3,159	5,721
Georgia Families Peach State	449,218	470,481	809,459	982,046	21%	9,951	4,543	5,408
Georgia Families Wellcare	525,866	525,150	173,844	0	-100%	0	0	0
Georgia Families CareSource	319,907	339,139	369,170	395,965	7%	8,101	2,722	5,379
Medicaid CMO	1,773,997	1,834,446	1,881,127	1,931,260	3%	26,932	7,221	19,711
Medicaid FFS	253,596	248,821	246,255	245,164	0%	12,083	15,262	-3,179
Total	2,027,593	2,083,266	2,127,382	2,176,425	2%	22,804	9,475	13,329

* Excludes members with Medicare coverage

Note: Plan totals may not add to the CMO total as there may be movement across Plans. In addition, Wellcare members moved to other plans in May 2021 due to merger with PeachState.

Medicaid Enrollment by Aid Category Group

Aid Category Group	Average Age (Current Quarter)	Rolling Quarter Enrollment* (Members Avg)				% Change in Recent 2 Qtrs	Trend (Unique Members) (Jul 21 to Aug 21)		
		Oct 2020 - Dec 2020	Jan 2021 - Mar 2021	Apr 2021 - Jun 2021	Jul 2021 - Sep 2021		Members Added	Members Dropped	Net Difference
Aged	72	1,143	1,144	1,088	1,039	-5%	4,765	2,011	2,754
Blind and Disabled	35	181,604	181,300	179,297	176,629	-1%	4,454	3,619	835
Breast and Cervical Cancer	51	2,101	2,128	2,178	2,204	1%	37	38	-1
Emergency Medical Services	31	3	1	2	3	50%	44	43	1
Foster Care and Adoptions	11	31,204	31,424	31,657	31,872	1%	501	1,756	-1,255
Inmate	33	15,339	14,812	14,734	15,391	4%	54	11	43
Katie Beckett	9	3,854	3,950	4,070	4,124	1%	1,138	1,353	-215
LIM Adult	35	228,626	237,154	245,523	254,333	4%	300	389	-89
LIM Child	10	469,869	485,036	502,696	518,659	3%	519	413	106
Medically Needy	61	5,564	5,867	6,200	6,187	0%	11,841	6,693	5,148
Medicare	63	329	322	325	365	12%	3	1	2
PeachCare	10	160,908	169,918	176,563	181,218	3%	8	15	-7
Planning for Healthy Babies	30	78,465	78,808	77,774	77,531	0%	19	16	3
QMB	58	503	516	546	582	7%	626	493	133
RSM Child	9	774,393	788,700	794,950	809,326	2%	4,394	2,508	1,886
RSM Mother	28	73,545	82,029	89,568	96,682	8%	42	7	35
Refugee	34	143	156	208	281	35%	16,842	12,892	3,950
Total	16	2,027,593	2,083,266	2,127,382	2,176,425	2%	22,804	9,475	13,329
Dual Eligible	65	363,401	369,210	374,237	379,773				

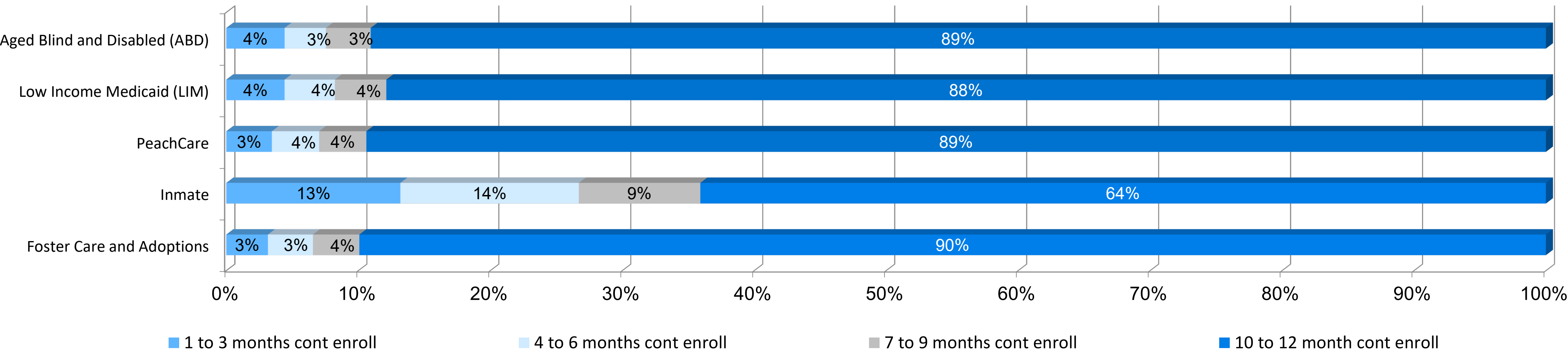
* Excludes members with Medicare coverage

Note: Aid Category Group totals may not add to the total as there may be movement across aid categories.

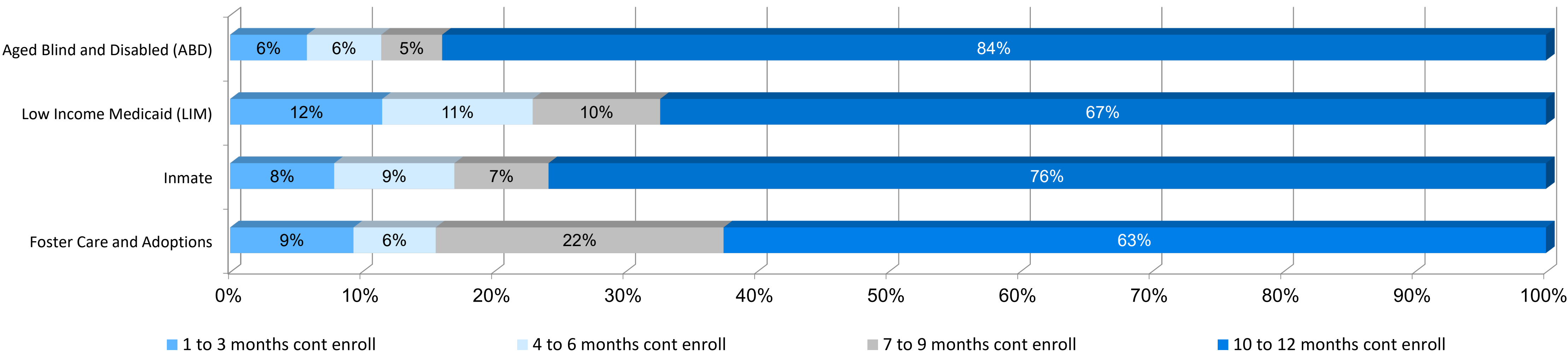
Continuous Enrollment for **Non-Medicare Enrollees*** in Rolling Previous 12 Months

**Excludes members with Medicare coverage*

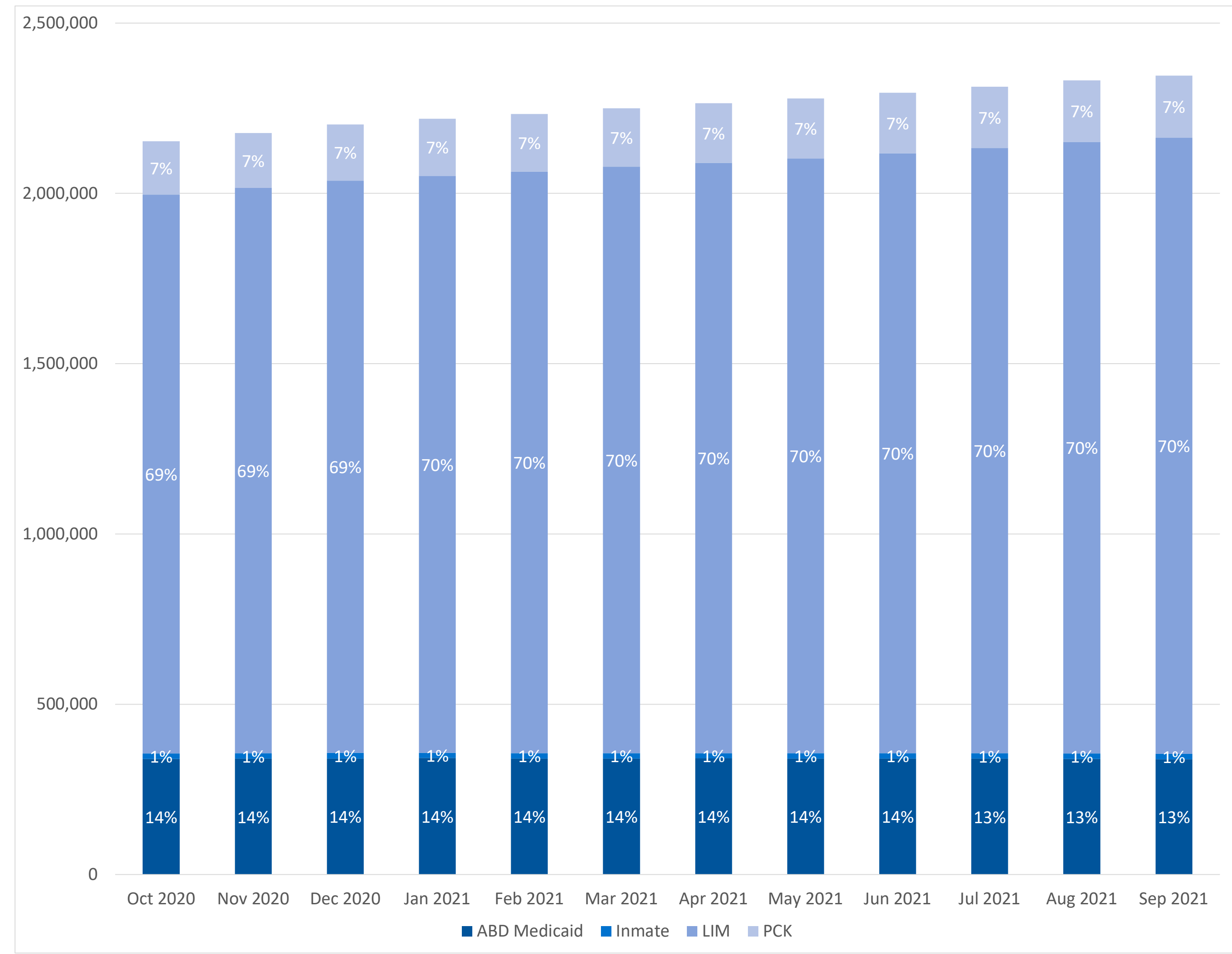
Note: ABD includes Aged, Blind and Disabled, Emergency Medical Services, Katie Beckett, Medically Needy. LIM Includes LIM adults, LIM children, RSM mother, RSM children, Breast and Cervical Cancer, Planning for Healthy Babies, Refugee.



Continuous Enrollment for **Dual Eligible Enrollees** in Rolling Previous 12 Months



Monthly Enrollment for Rolling Previous 12 Months



Percent of Medicaid Members by County Population*

