



**Medicaid Fee-for-Service
Dental Utilization FY22**

AGENDA ITEMS

How did DCH MAP get here?

DOAA Recommendations

Enrolled Dental Providers

Terminated FFS Dental Providers

FFS Flow Chart- “Secret Shopper Calls”

FFS Dental Provider Outreach

Overview of Supporting Data
(FFS Dental Provider/Member)

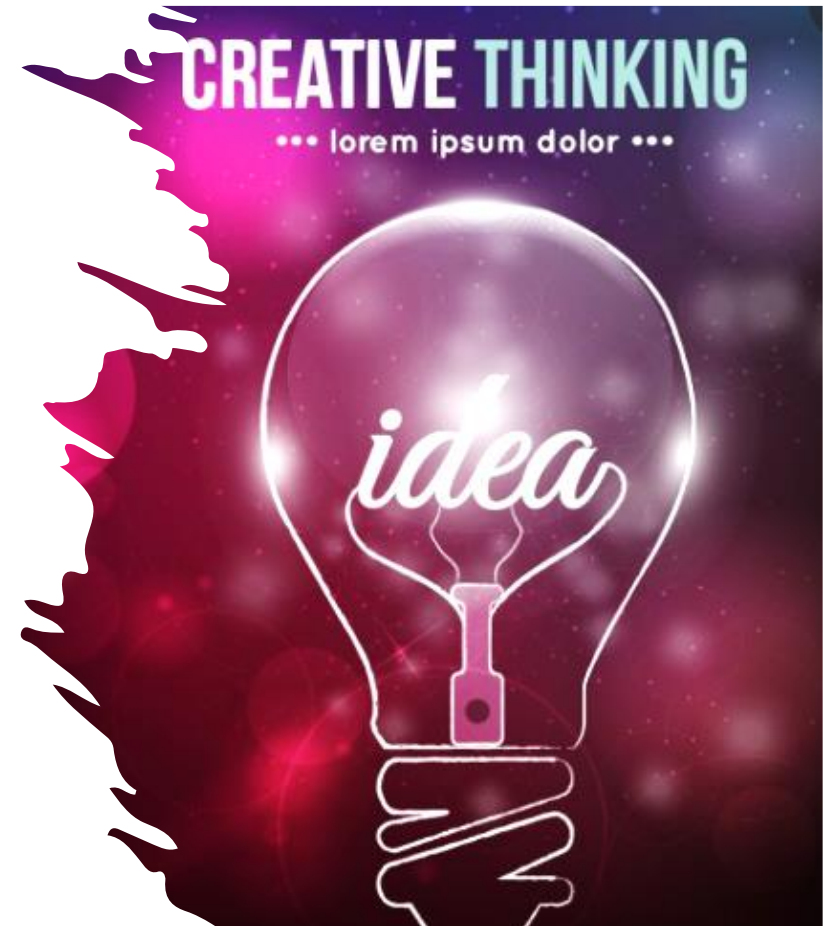
How Did We Get Here?



DCH's compliance with federal standards does not ensure that Fee-For-Service have sufficient access to dental services

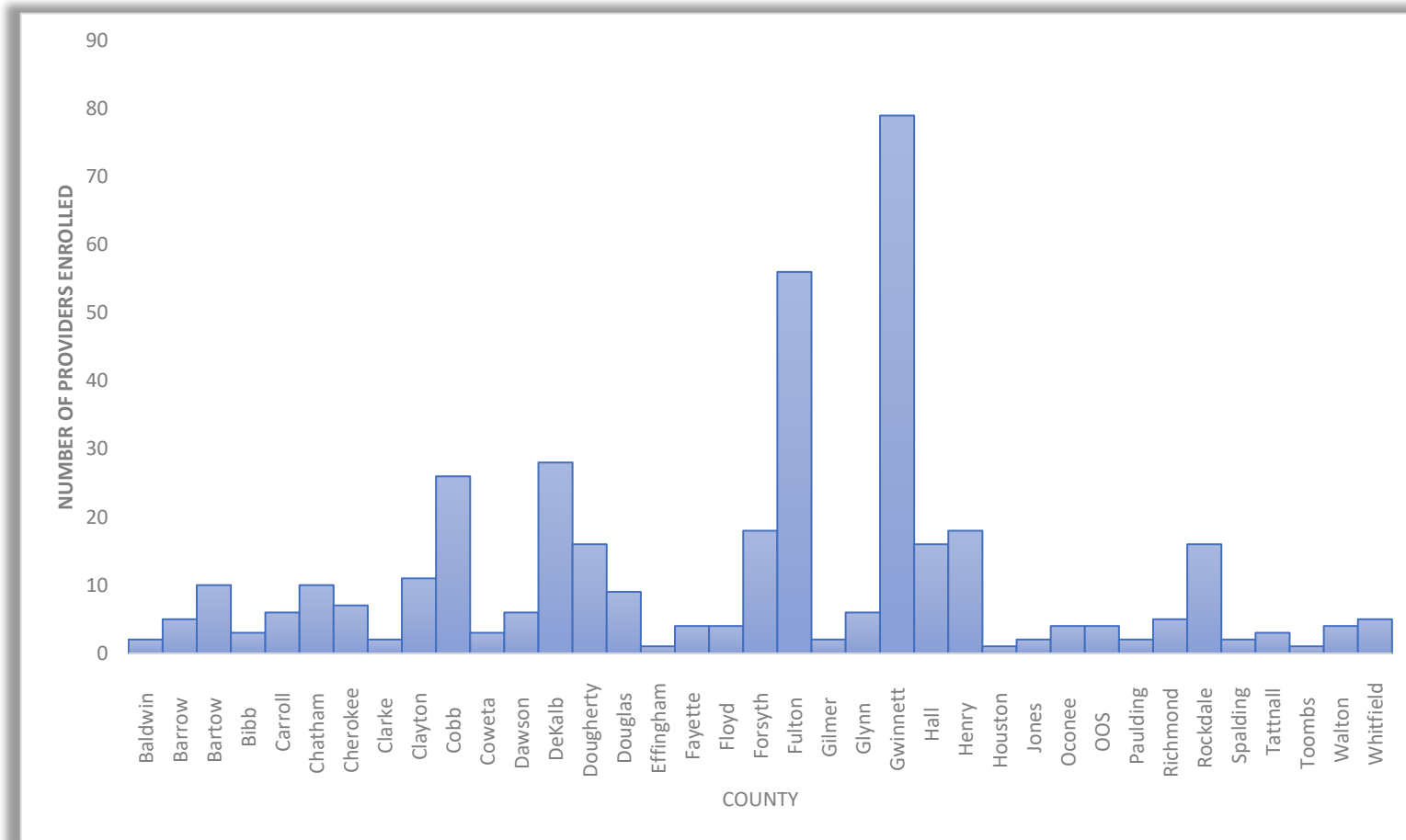
DOAA Recommendations

- Analyze the number of Fee-For-Service providers who accept new patients and participate in Medicaid.
- Measure the ratio of Fee-For-Service recipients to active providers accepting new patients on a county level to identify access gaps.
- Conduct “secret shopper” calls to determine whether Fee-For-Service beneficiaries can obtain dental appointments in a reasonable timeframe



Enrolled Dental Providers by County

01/2022 – 07/2022



Terminated Dental Providers

01/2022 – 07/2022

Month	Terminated Providers	Counties
January	9	Tattnall, Evans, Screven, Oconee, Muscogee, Gwinnett, Barrow, Fulton, Jefferson, Richmond, Burke, Monroe, Floyd
February	3	Cobb, Gwinnett, Hall, Oconee
March	7	Henry, Cobb, Gwinnett, Fulton, Chatham, DeKalb, Fulton, Crawford
April	9	Dekalb, Cobb, Clayton, Gwinnett, Henry, Fayette, Hall, Forsyth, Dawson, Rockdale, Douglas
May	7	Jefferson, Pike, Houston, Cobb, Clayton, Gwinnett, Hall, Dekalb
June	6	Cobb, Fulton, Gwinnett, Johnson
July	1	Richmond

FEE-FOR-SERVICE PROVIDER ENROLLMENT OUTREACH

- Dental Roster – Mail letters
- Town Hall Meetings
- DCH staff engagement with FFS kids
- Mobile Dentistry
- Schools in Rural areas



TOP 30 PROCEDURE CODES BILLED

ADULT MEMBERS

Member Grouping	Primary Procedure Code & Desc	Code Count	Billed Amount
Adult	D0140 - LIMIT ORAL EVAL PROBLM FOCUS	17736	\$1,207,473.48
Adult	D0220 - INTRAORAL PERIAPICAL FIRST	11180	\$ 337,344.22
Adult	D0330 - PANORAMIC IMAGE	8778	\$ 861,241.37
Adult	D7210 - REM IMP TOOTH W MUCOPER FLP	7388	\$4,925,163.32
Adult	D7140 - EXTRACTION ERUPTED TOOTH/EXR	5784	\$1,969,035.58
Adult	D0230 - INTRAORAL PERIAPICAL EA ADD	5580	\$ 313,964.45
Adult	D9239 - IV MOD SEDATION, 1ST 15 MIN	2730	\$ 343,789.56
Adult	D9243 - IV SEDATION EA ADDL 15M	2618	\$ 784,678.94
Adult	D0150 - COMPREHENSVE ORAL EVALUATION	1420	\$ 114,503.39
Adult	D0274 - BITEWINGS FOUR IMAGES	1071	\$ 66,107.86
Adult	D7250 - TOOTH ROOT REMOVAL	983	\$ 556,336.26
Adult	D1110 - DENTAL PROPHYLAXIS ADULT	943	\$ 76,085.82
Adult	D0120 - PERIODIC ORAL EVALUATION	854	\$ 48,066.78
Adult	D9222 - DEEP ANEST, 1ST 15 MIN	365	\$ 81,734.20
Adult	D9223 - GENERAL ANESTH EA ADDL 15 MI	343	\$ 88,567.60
Adult	D9230 - ANALGESIA	339	\$ 28,995.55
Adult	D7520 - I&D ABSCESS EXTRAORAL	302	\$ 246,273.33
Adult	D7230 - IMPACT TOOTH REMOV PART BONY	289	\$ 147,523.43
Adult	D0210 - INTRAOR COMPLETE FILM SERIES	283	\$ 30,788.98
Adult	D9215 - LOCAL ANESTHESIA	275	\$ 11,116.00
Adult	D0272 - DENTAL BITEWINGS TWO IMAGES	245	\$ 11,597.05
Adult	D7240 - IMPACT TOOTH REMOV COMP BONY	224	\$ 124,174.76
Adult	D7510 - I&D ABSC INTRAORAL SOFT TISS	216	\$ 75,215.27
Adult	D4341 - PERIODONTAL SCALING & ROOT	191	\$ 79,300.34
Adult	D2392 - POST 2 SRFC RESINBASED CMPST	184	\$ 48,720.06
Adult	D1999 - UNSPECIFIED PREVENTIVE PROC	183	\$ 2,213.00
Adult	D1206 - TOPICAL FLUORIDE VARNISH	177	\$ 6,729.84
Adult	D2391 - POST 1 SRFC RESINBASED CMPST	157	\$ 38,927.41
Adult	D0270 - DENTAL BITEWING SINGLE IMAGE	144	\$ 5,531.06
Adult	D1208 - TOPICAL APP FLUORID EX VRNSH	140	\$ 6,059.67

TOP 30 PROCEDURE CODES BILLED

*PEDIATRIC
MEMBERS*


Member Grouping	Primary Procedure Code & Desc	Code Count	Billed Amount
Child	D1120 - DENTAL PROPHYLAXIS CHILD	32345	\$2,006,884.51
Child	D0120 - PERIODIC ORAL EVALUATION	27724	\$1,329,837.02
Child	D1206 - TOPICAL FLUORIDE VARNISH	25965	\$1,002,711.41
Child	D0150 - COMPREHENSVE ORAL EVALUATION	17543	\$1,318,541.85
Child	D0220 - INTRAORAL PERIAPICAL FIRST	17055	\$ 496,475.51
Child	D0272 - DENTAL BITEWINGS TWO IMAGES	16184	\$ 677,253.37
Child	D1208 - TOPICAL APP FLUORID EX VRNSH	14095	\$ 540,043.76
Child	D0274 - BITEWINGS FOUR IMAGES	13743	\$ 809,596.15
Child	D0230 - INTRAORAL PERIAPICAL EA ADD	13102	\$ 579,938.42
Child	D1110 - DENTAL PROPHYLAXIS ADULT	11398	\$ 889,019.51
Child	D9630 - DRUGS/MEDS DISP FOR HOME USE	7931	\$ 338,304.63
Child	D0330 - PANORAMIC IMAGE	7752	\$ 817,618.51
Child	D9230 - ANALGESIA	6773	\$ 422,206.83
Child	D0140 - LIMIT ORAL EVAL PROBLM FOCUS	6591	\$ 489,501.17
Child	D2392 - POST 2 SRFC RESINBASED CMPST	5334	\$1,640,482.01
Child	D1351 - DENTAL SEALANT PER TOOTH	4609	\$ 831,645.81
Child	D2391 - POST 1 SRFC RESINBASED CMPST	3949	\$ 972,514.88
Child	D7140 - EXTRACTION ERUPTED TOOTH/EXR	3906	\$1,182,078.24
Child	D9920 - BEHAVIOR MANAGEMENT	2728	\$ 256,121.62
Child	D2930 - PREFAB STNLSS STEEL CRWN PRI	2559	\$1,726,135.94
Child	D9239 - IV MOD SEDATION, 1ST 15 MIN	1718	\$ 190,001.01
Child	D9243 - IV SEDATION EA ADDL 15M	1707	\$ 496,920.91
Child	D9420 - HOSPITAL/ASC CALL	1472	\$ 827,960.10
Child	D2393 - POST 3 SRFC RESINBASED CMPST	1326	\$ 438,555.84
Child	D0240 - INTRAORAL OCCLUSAL FILM	1241	\$ 68,667.93
Child	D8670 - PERIODIC ORTHODONTIC TX VISIT	1147	\$ 131,873.37
Child	D1999 - UNSPECIFIED PREVENTIVE PROC	1005	\$ 16,306.00
Child	D2330 - RESIN ONE SURFACE-ANTERIOR	959	\$ 203,994.68
Child	D3220 - THERAPEUTIC PULPOTOMY	937	\$ 301,668.50
Child	D7210 - REM IMP TOOTH W MUCOPER FLP	926	\$ 466,204.39



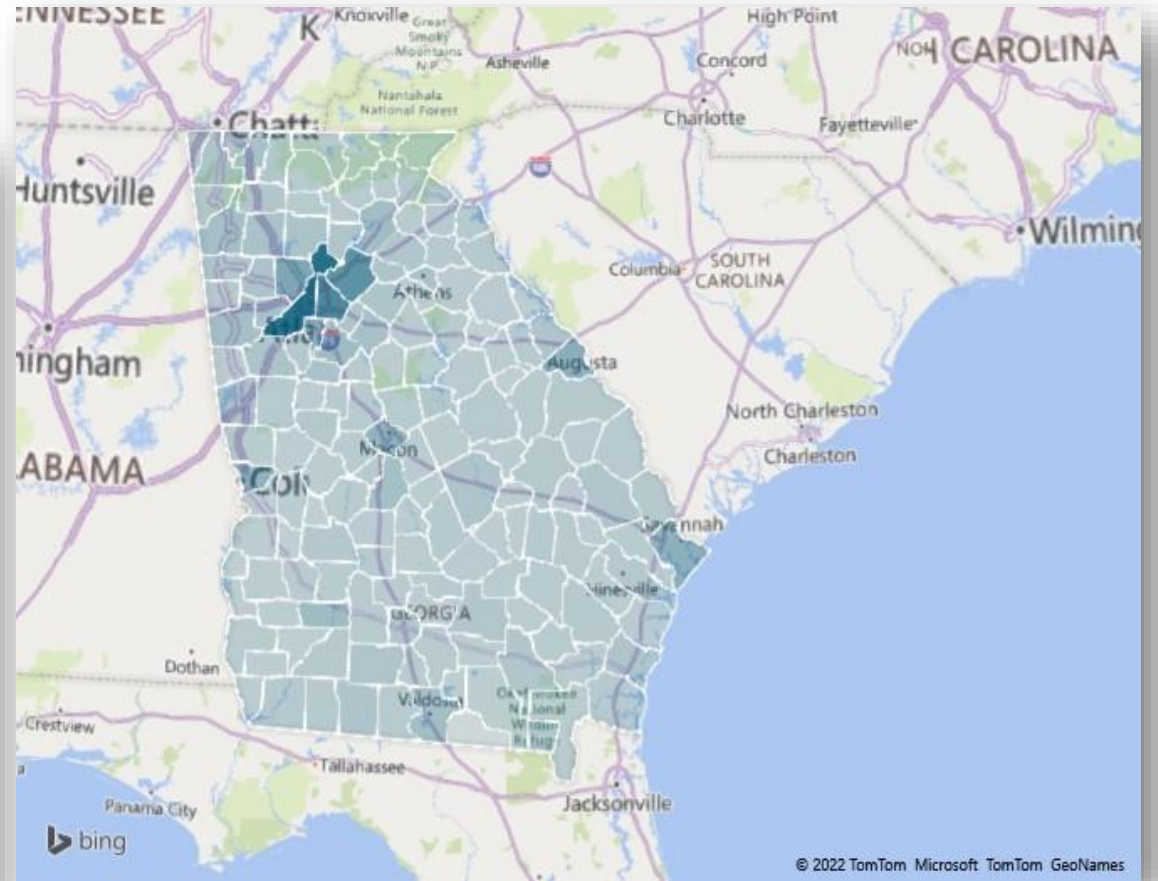
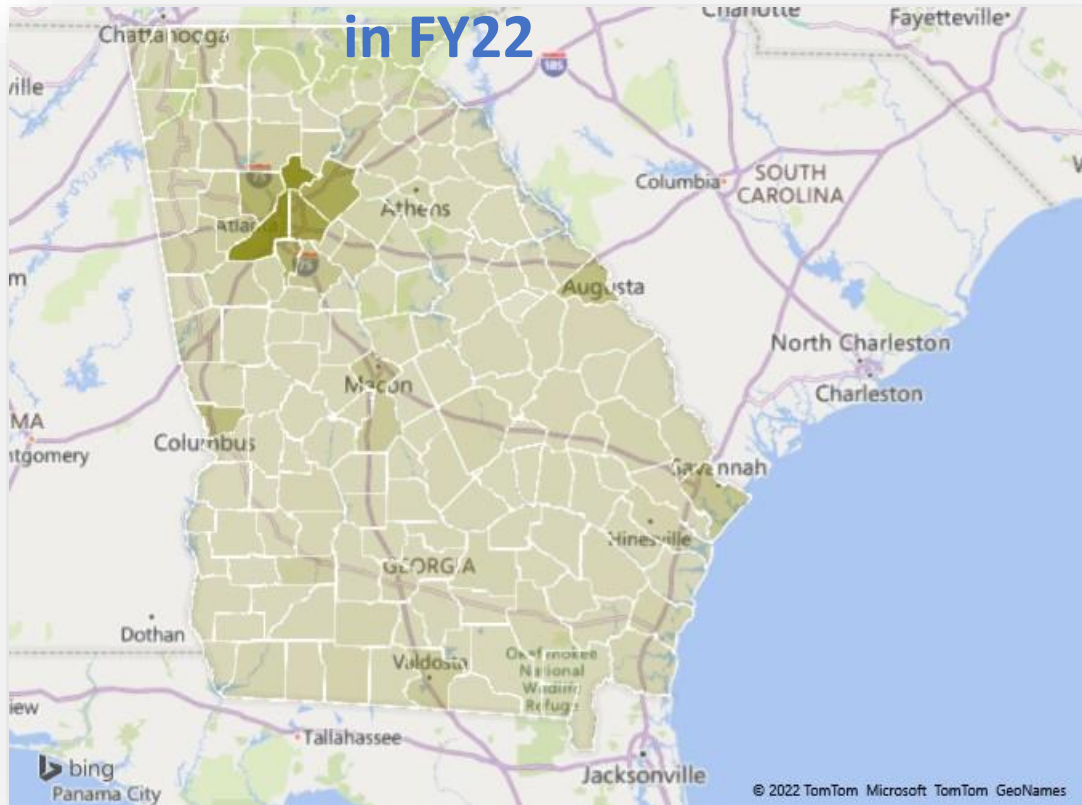
FEE-FOR-SERVICE MEMBERS WITH NO DENTAL VISIT IN FY22

47% of the 59,561 children enrolled in FFS Medicaid during FY22 did not visit a dental provider during the year

96% 508,401 Adults enrolled in FFS Medicaid during FY22 did not visit a dental provider during the year.



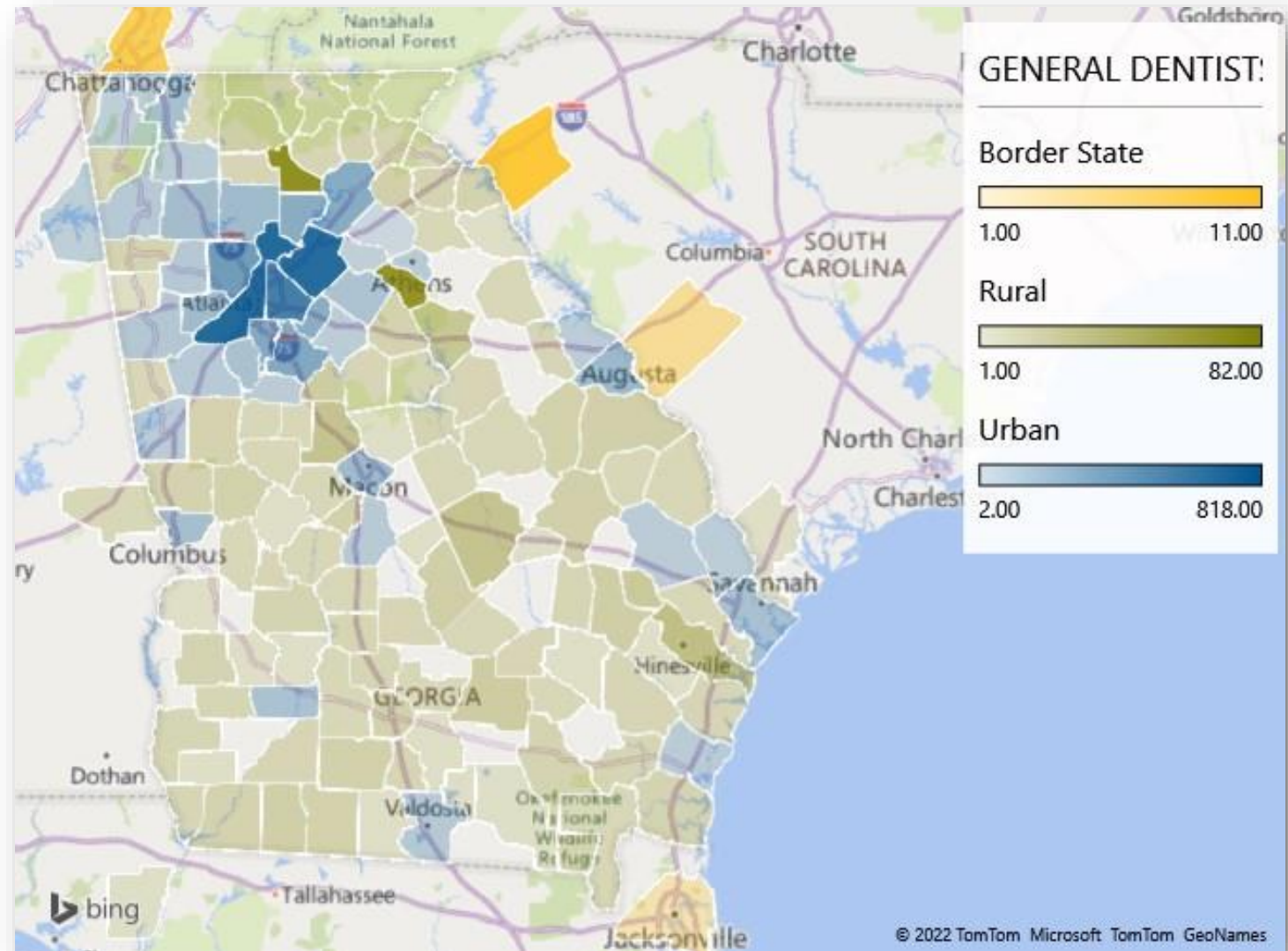
**County of Residence for
Children With no Dental Visit
in FY22**



**County of Residence for *Adults*
With no Dental Visit FY22**

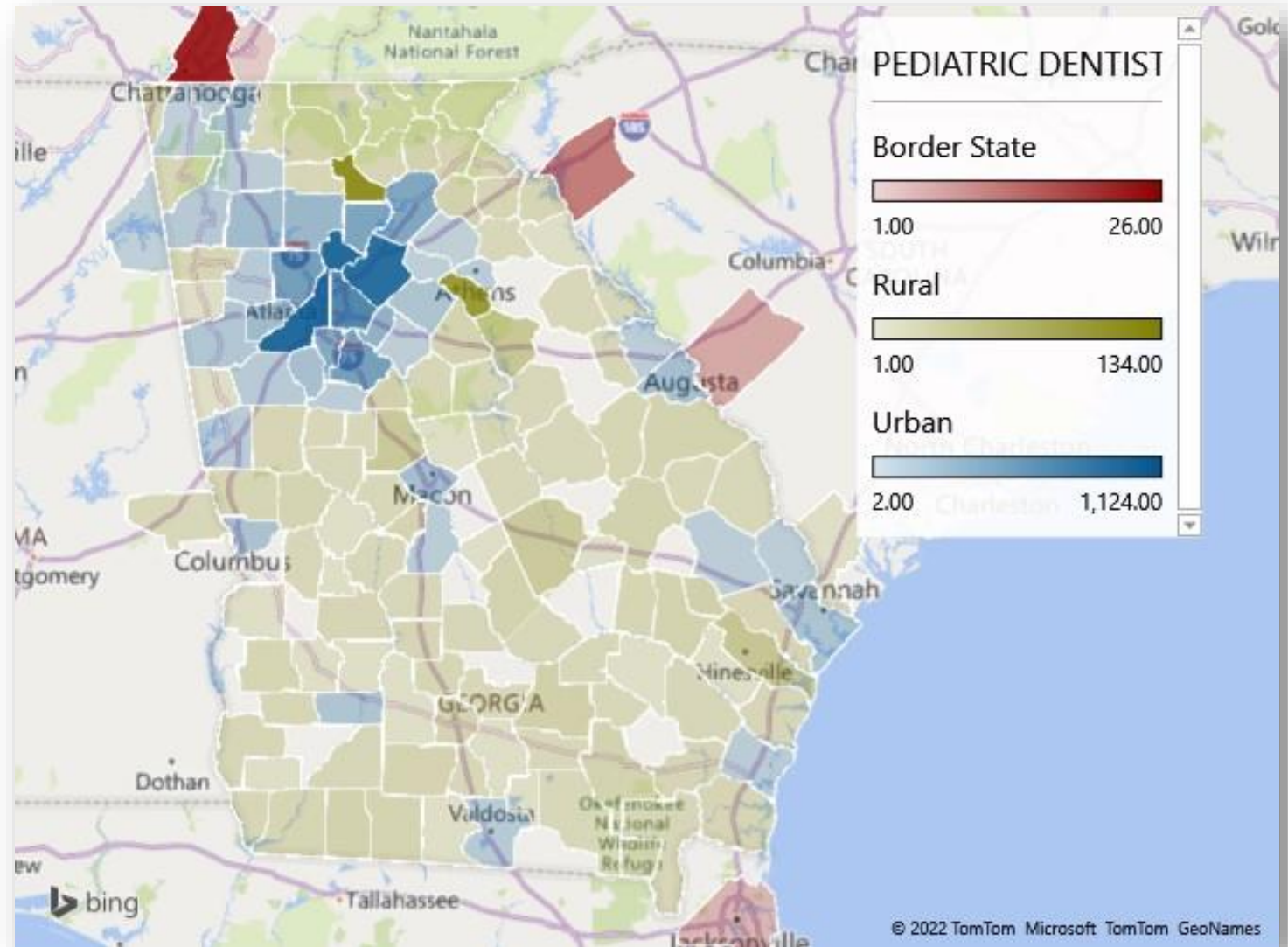
General Dental Providers by County

Counties Without a Provider	
County Name	Classification
Atkinson	Rural
Baker	Rural
Ben Hill	Rural
Candler	Rural
Chattahoochee	Rural
Clay	Rural
Echols	Rural
Glascok	Rural
Johnson	Rural
Lincoln	Rural
Montgomery	Rural
Oglethorpe	Rural
Pierce	Rural
Pulaski	Rural
Quitman	Rural
Taliaferro	Rural
Twiggs	Rural
Warren	Rural
Webster	Rural
Wheeler	Rural



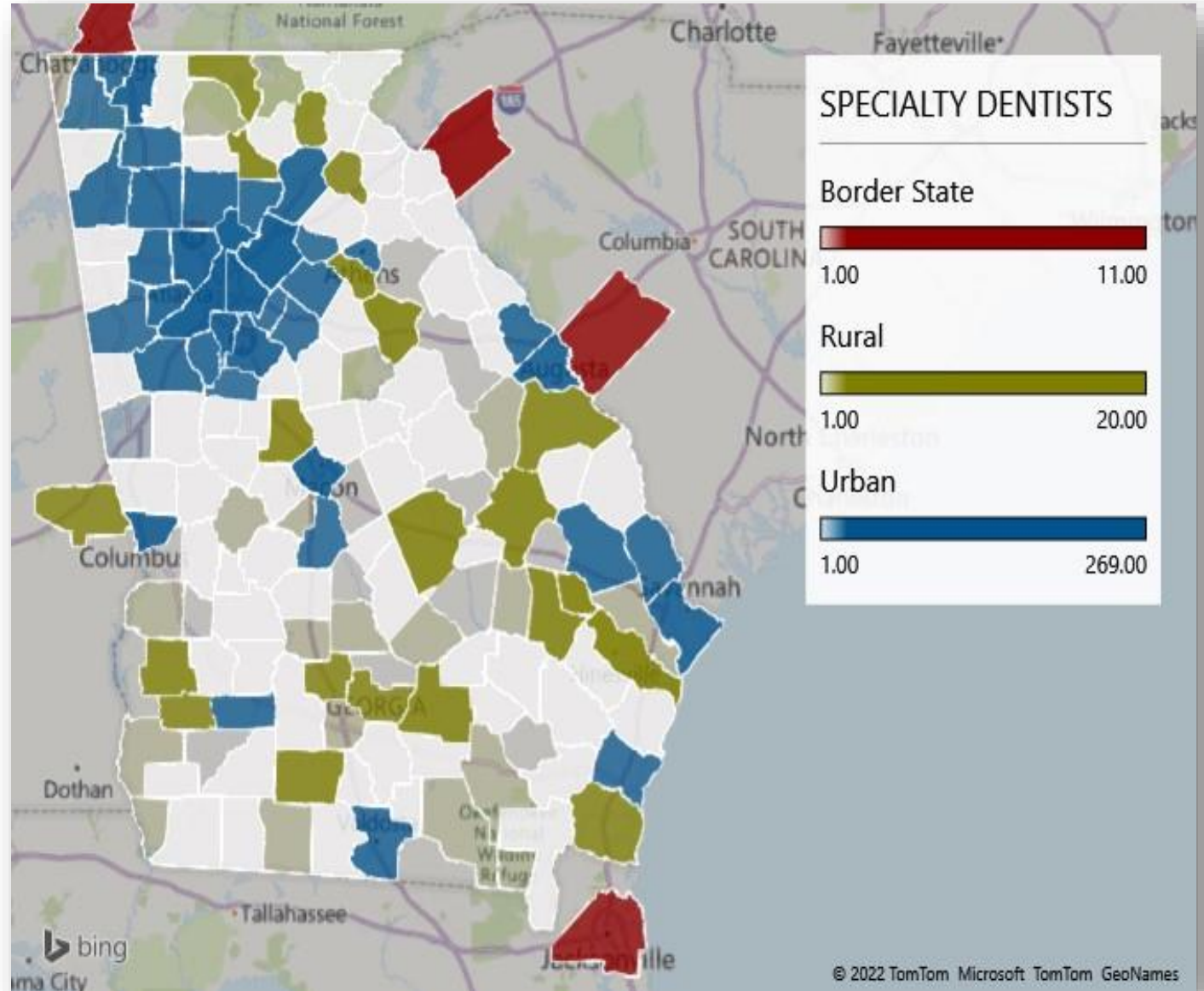
Pediatric Dental Providers by County

Counties Without a Provider	
County Name	Classification
Chattahoochee	Rural
Johnson	Rural
Pulaski	Rural
Twiggs	Rural
Wheeler	Rural
Glascok	Rural
Taliaferro	Rural
Warren	Rural
Oglethorpe	Rural
Candler	Rural
Montgomery	Rural
Pierce	Rural
Baker	Rural
Ben Hill	Rural
Clay	Rural
Echols	Rural
Quitman	Rural
Webster	Rural



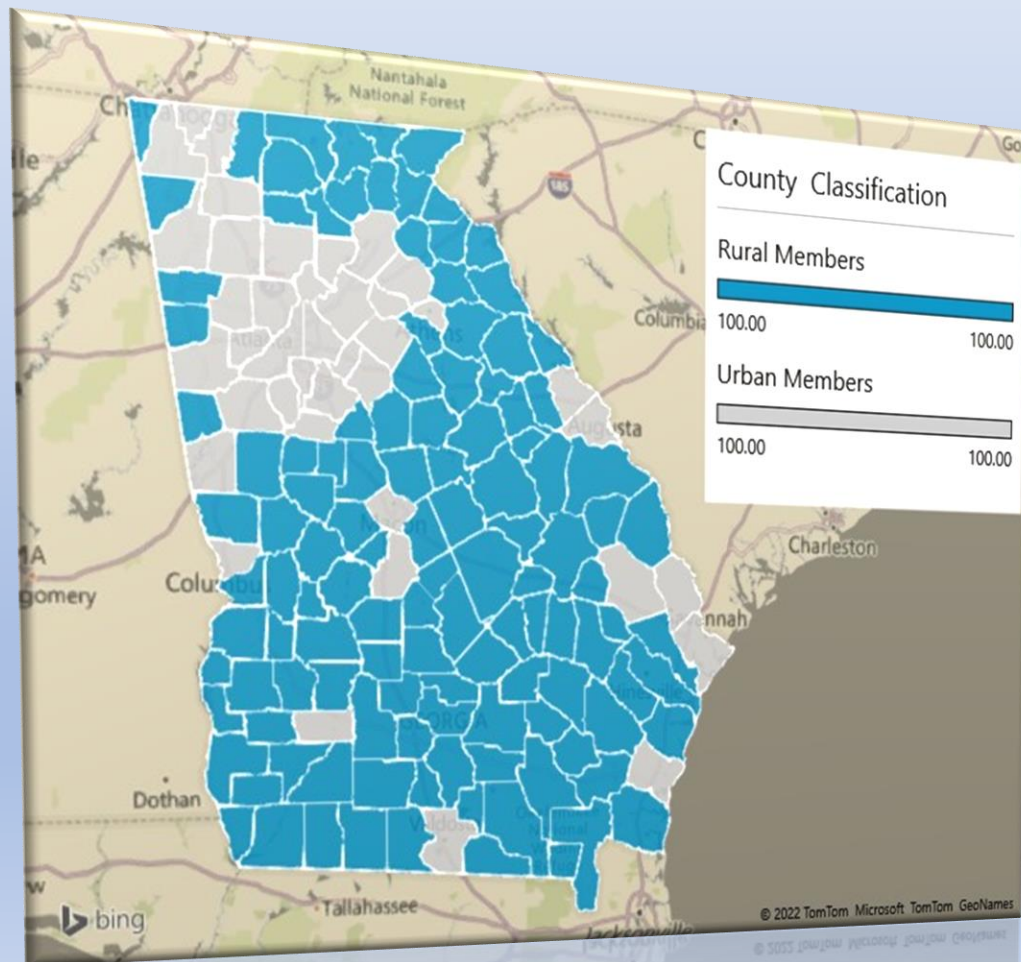
Counties Without a Provider			
County Name	Classification	County Name	Classification
Jackson	Urban	Lincoln	Rural
Appling	Rural	Long	Rural
Atkinson	Rural	Lumpkin	Rural
Bacon	Rural	Macon	Rural
Baker	Rural	Madison	Rural
Baldwin	Rural	Marion	Rural
Ben Hill	Rural	McDuffie	Rural
Berrien	Rural	McIntosh	Rural
Bleckley	Rural	Meriwether	Rural
Brantley	Rural	Miller	Rural
Brooks	Rural	Mitchell	Rural
Butts	Rural	Montgomery	Rural
Candler	Rural	Morgan	Rural
Charlton	Rural	Murray	Rural
Chattahoochee	Rural	Oglethorpe	Rural
Chattooga	Rural	Pickens	Rural
Clay	Rural	Pierce	Rural
Cook	Rural	Pike	Rural
Crawford	Rural	Polk	Rural
Decatur	Rural	Pulaski	Rural
Dodge	Rural	Quitman	Rural
Dooly	Rural	Rabun	Rural
Echols	Rural	Schley	Rural
Elbert	Rural	Screven	Rural
Franklin	Rural	Stephens	Rural
Glascoc	Rural	Sumter	Rural
Grady	Rural	Talbot	Rural
Habersham	Rural	Taliaferro	Rural
Hancock	Rural	Terrell	Rural
Haralson	Rural	Towns	Rural
Harris	Rural	Treutlen	Rural
Hart	Rural	Twiggs	Rural
Heard	Rural	Upson	Rural
Jasper	Rural	Warren	Rural
Jeff Davis	Rural	Washington	Rural
Jenkins	Rural	Wayne	Rural
Johnson	Rural	Webster	Rural
Jones	Rural	Wheeler	Rural
Lamar	Rural	Wilkes	Rural
Lanier	Rural	Wilkinson	Rural
Lee	Rural	Worth	Rural

Specialty Dental Providers by County



HEAT MAP OF FFS MEMBERS' ACCESS TO A *GENERAL DENTIST*

Based on Geoaccess mapping reports, all members in all Georgia counties have access to a General Dentist when DCH access standards are applied



Geographic Access Standard		
Provider Type	Urban	Rural
General Dental Providers	One (1) within thirty (30) minutes or thirty (30) miles	One (1) within forty-five (45) minutes or thirty (45) miles

HEAT MAP OF FFS MEMBERS' ACCESS TO A *SPECIALTY DENTAL* PROVIDER

Based on Geoaccess mapping reports, all members in all Georgia counties have access to a specialty dental provider when DCH access standards are applied

Geographic Access Standard		
Provider Type	Urban	Rural
Specialty Dental Providers	One (1) within thirty (30) minutes or thirty (30) miles	One (1) within forty-five (45) minutes or thirty (45) miles

